

THE 2021-22 OFFICIAL U.S. FIGURE SKATING RULEBOOK ©

The 2021-22 membership year and competition season began on July 1, 2021, and all rule changes took effect on that date unless otherwise noted.

Should U.S. Figure Skating find errors in this edition of the rulebook, corrections will be made in the online version. Any clarifications to rules will be found online in Technical Notifications. The rulebook can be viewed online at <https://www.usfigureskating.org/about/rules>.

The official website of U.S. Figure Skating is [usfigureskating.org](https://www.usfigureskating.org). The Members Only site can be accessed from the official website or directly at <https://www.usfsaonline.org>.

Published July 2021 by
U.S. Figure Skating
20 First Street
Colorado Springs, CO 80906-3697
Ph: 719.635.5200
F: 719.635.9548
[usfigureskating.org](https://www.usfigureskating.org)

Copyright © 2021 by U.S. Figure Skating, Colorado Springs, Colorado

The content and programs contained in this Official Rulebook are copyrighted.

Important Information about the U.S. Figure Skating Rulebook

On the following pages, you will find the Table of Contents, which lists every section of rules. If you are viewing this document electronically, the Table of Contents contains hyperlinks, so if you click on a rule, it will take you directly to the page with that rule.

The rulebook is divided into the following sections:

1. Part One: Governance and Administration, and
2. Part Two: Rules of Sport.

Part One contains the Bylaws, General Rules, Membership Rules, Performance Sanction and Eligibility Rules, Rules for Officials, Trophies and Medals Rules and Committee Rules.

The Bylaws have ascending article numbers using roman numerals.

The General Rules (GR), Membership Rules (MR), Performance Sanction and Eligibility Rules (PSER), Rules for Domestic and International Officials (DOR and IOR) and Trophies and Medals Rules (TMR) are in that order with the corresponding letters shown in parentheses preceding ascending numbers (e.g. GR 1.00, GR 1.01, etc.).

The Committee Rules consist of letters from the committee name, followed by ascending numbers. For example, the Ethics Committee Rules are numbers ECR 1.00 through ECR 5.01. The committees are organized by group and then alphabetically by name. Groups can be found in Article XVI, Section 2, in the U.S. Figure Skating Bylaws in Part One of this rulebook.

Part Two contains Competition Rules, Test Rules, Moves in the Field Rules, Rules for Singles, Rules for Pairs, Rules for Ice Dance and Rules for Synchronized Skating.

The rules in Part Two: Rules of Sport are numbered with ascending four-digit numbers beginning with 1000 and going through 9923. Each thousand (i.e. 1000, 2000, 3000) corresponds to a different section:

- Rules in the 1000s apply to all competitions;
- Rules in the 2000s apply to qualifying competitions;
- Rules in the 3000s apply to nonqualifying competitions;
- Rules in the 4000s apply to test sessions (administration);
- Rules in the 5000s apply to moves in the field;
- Rules in the 6000s apply to singles;
- Rules in the 7000s apply to pairs;
- Rules in the 8000s apply to ice dance;
- Rules in the 9000s apply to synchronized skating.

Moves in the field diagrams and pattern dance diagrams can be found at the end of this rulebook when viewing it online.

Printed copies of the rulebook can be purchased as one document containing all bylaws, rules and diagrams. Those who don't need everything also have the option to purchase separate documents based on what is needed: 1) Bylaws and Rules, 2) Moves in the Field Diagrams, 3) Pattern Dance Diagrams.

Bylaws and Rules

Table of Contents for Bylaws and Rules

Bylaws and Rules.....	3
About U.S. Figure Skating.....	13
Officers of U.S. Figure Skating.....	13
Joint Statement of Cooperation.....	14
U.S. Figure Skating Policy on Coaching.....	14
U.S. Figure Skating Policy on IJS Revisions.....	14
Part One: Governance and Administration	
Bylaws of the United States Figure Skating Association.....	15
Name.....	15
Objectives.....	15
Fiscal Year.....	16
Jurisdiction.....	16
Membership.....	16
Government.....	17
Delegates to the Governing Council.....	17
Board of Directors.....	18
Meetings of Governing Council and Board of Directors.....	21
Officers.....	24
President.....	24
Vice Presidents.....	25
Secretary.....	25
Treasurer.....	25
Nominations and Elections of Officers and Board of Directors.....	26
Committees.....	28
Duties and Jurisdiction of Permanent Committees and the Nominating Committee.....	28
Composition of Permanent Committees and Designated Committees.....	29
U.S. Figure Skating Memorial Fund.....	30
Official Rules.....	31
Prerequisites to Participation in U.S. Figure Skating Activities.....	31
Definitions of Athlete.....	32
Registration.....	33
Resignations.....	33
Grievance and Disciplinary Proceedings.....	33
Indemnification.....	36
Disposition of Assets.....	36
Dissolution.....	37
Amendments to Bylaws.....	37
General Rules.....	39
GR 1.00 ...Policy.....	39
GR 2.00 ...Registration.....	41
GR 3.00 ...Suspended Member.....	41
GR 4.00 ...Compliance Requirements for Coaches and Professional Group Instructors.....	41
GR 5.00 ...Administration.....	42
Membership Rules.....	43
Club Management Rules for Full, Interim and Provisional Member Clubs.....	43
MR 1.00...Principal Skating Headquarters and Additional Rinks.....	43
MR 2.00...Applying to Become a Member Club and Qualifications for Interim Club Membership.....	43
MR 3.00...Qualifications for Provisional Club Membership.....	44
MR 4.00...Qualifications for Full Club Membership.....	44
MR 5.00...Obligations of Full, Interim and Provisional Member Clubs.....	44
MR 6.00...Privileges of Full, Interim and Provisional Member Clubs.....	45
MR 7.00...Club Ethics.....	45
MR 8.00...Inactive Member Clubs.....	45
MR 9.00...Suspended Member Clubs.....	46
Rules for Members of Member Clubs.....	46
MR 10.00..... Home Club Membership.....	46

MR 11.00..... Dues of Members of Member Clubs.....	46
MR 12.00..... Members Not in Good Standing	47
Rules for Individual Members	47
MR 20.00..... Applying to Become an Individual Member.....	47
MR 20.10..... Privileges of Individual Members.....	47
Rules for Collegiate Clubs and School-Affiliated Members.....	47
MR 30.00..... Applying to Become a Collegiate Club or School-Affiliated Member	47
MR 30.10..... Privileges of Collegiate Clubs and School-Affiliated Members	47
Rules for Synchronized Skating/Theatre On Ice Team Members.....	47
MR 40.00..... Applying to Become a Synchronized Skating/Theatre On Ice Team Member	47
MR 40.10..... Privileges of Synchronized Skating/Theatre On Ice Team Members	48
MR 40.20..... Members of Teams Not in Good Standing.....	48
Rules for Honorary Members	48
MR 50.00..... Dues of Honorary Members.....	48
MR 50.10..... Privileges of Honorary Members.....	48
Rules for Supportive Members	48
MR 60.00..... Dues and Benefits of Supportive Members.....	48
MR 60.10..... Privileges of Supportive Members.....	48
Rules for Learn to Skate USA.....	48
MR 70.00..... Learn to Skate USA Registered Programs	48
MR 70.10..... U.S. Figure Skating Policy on Learn to Skate USA.....	48
MR 70.20..... Dues of Learn to Skate USA Members	48
MR 70.30..... Privileges of Learn to Skate USA Members	48
Performance Sanctions and Eligibility Rules	49
PSER 1.00 Authority to Establish Eligibility Standards	49
PSER 2.00 Enforcement of Eligibility Rules	49
PSER 3.00 Discipline	49
PSER 4.00 Participation in U.S. Figure Skating Activities According to Eligibility Status	50
PSER 4.10 Eligible Status	50
PSER 4.20 Eligible Coach Status.....	50
PSER 4.30 Ineligible Status.....	51
PSER 4.40 Reinstatement from Ineligible Status.....	51
PSER 4.50 Restricted Status.....	52
PSER 4.60 Application to Lift Restricted Status.....	52
PSER 4.70 Eligibility Classification Table.....	53
PSER 6.00 Performance Sanctions.....	53
PSER 6.10 Special Performance Sanctions.....	55
PSER 7.00 Approval to Receive Payment for Appearances, Endorsements or Exhibitions	56
PSER 8.00 Gifts and Expenses.....	56
PSER 9.00 Assessment Fees and Financial Reports	57
PSER 10.00 .. Foreign Performance Sanctions	57
Rules for Officials	58
Rules for Domestic Officials.....	58
DOR 1.00 Definition of Official	58
DOR 2.00 Officials Creed Standard of Conduct	58
DOR 3.00 Applications for Appointment as an Official.....	58
DOR 4.00 Appointment of Foreign Officials	59
DOR 5.00 Requirements to Maintain Appointment as an Official.....	59
DOR 6.00 Inactive Status of Domestic Officials.....	59
DOR 7.00 Retirement of Domestic Officials.....	60
DOR 8.00 Recognition of Retired Officials	60
DOR 9.00 Reappointment of Officials	60
DOR 10.00 .. Formal Complaints Against Officials.....	60
Rules for ISU and International Officials.....	62
IOR 1.00 Appointments of International Officials.....	62
IOR 2.00..... Stipends	62
IOR 3.00..... Retirement or Resignation of ISU and International Officials.....	62
IOR 4.00..... Honorary International Officials	62
Trophies and Medals.....	63
TMR 1.00 New Trophies	63
TMR 2.00 Acceptance of Trophies.....	63
TMR 3.00 National, Sectional, Regional Trophies and Special Pins	63
TMR 4.00 Medals.....	63

TMR 5.00 Certificates of Participation.....	64
TMR 6.00 Special Awards and Trophies	64
Trophy Listing.....	65
Committee Rules.....	71
Reporting Directly to the Board of Directors	71
Athletes Advisory Committee (No Group).....	71
AACR 1.00... Authority	71
AACR 1.10... Organization	71
AACR 2.00... Responsibility.....	71
Audit Committee (No Group).....	71
ACR 1.00..... Authority	71
ACR 2.00..... Organization	71
ACR 3.00..... Responsibility.....	71
Compensation Committee (No Group).....	72
CPCR 1.00.... Authority	72
CPCR 2.00.... Organization	72
CPCR 3.00.... Responsibility.....	72
Finance Committee (No Group)	72
FCR 1.00 Authority	72
FCR 1.50 Responsibility.....	72
FCR 2.00 Organization.....	73
FCR 3.00 Budget	73
FCR 4.00 Financial Reporting.....	73
FCR 5.00 Custodianship.....	73
FCR 6.00 Procedures.....	73
Nominating Committee (No Group).....	73
Strategic Planning Committee (No Group).....	76
SPCR 1.00 Authority	76
SPCR 2.00 Organization	76
SPCR 3.00 Responsibility.....	76
Group 1: Athlete Services	76
Coaches Committee (Group 1)	76
CCR 1.00..... Authority	76
CCR 2.00..... Organization.....	76
CCR 3.00..... Responsibility.....	76
Dance Development and Technical Committee (Group 1).....	76
DCR 1.00..... Authority	76
DCR 2.00..... Organization.....	76
Memorial Fund Committee (Group 1).....	77
MFCR 1.00... Authority	77
MFCR 1.10... Organization	77
MFCR 2.00... Purposes	77
MFCR 3.00... Responsibility.....	77
MFCR 4.00... Tax Deductible Status	77
Pairs Development and Technical Committee (Group 1)	78
PCR 1.00 Authority	78
PCR 2.00 Organization.....	78
PCR 3.00 Responsibility.....	78
Singles Development and Technical Committee (Group 1)	78
SICR 1.00..... Authority	78
SICR 2.00..... Organization.....	78
SICR 3.00..... Responsibility.....	78
Sports Sciences and Medicine Committee (Group 1).....	78
SMCR 1.00... Authority	78
SMCR 2.00... Organization.....	78
SMCR 3.00... Mission and Responsibility	78
Synchronized Development and Technical Committee (Group 1)	79
SYSCR 1.00 . Authority	79
SYSCR 2.00 . Organization.....	79
SYSCR 3.00 . Responsibility.....	79
Group 2: Membership Development	79
Adult Skating Committee (Group 2).....	79
ASCR 1.00.... Authority	79

ASCR 2.00 ... Organization	79
ASCR 3.00 ... Responsibility.....	79
Membership Committee (Group 2).....	80
MCR 1.00..... Authority	80
MCR 2.00..... Organization.....	80
MCR 3.00..... Responsibility.....	80
Programs and New Program Development Committee (Group 2)	80
PDCR 1.00Authority	80
PDCR 2.00 ... Organization	80
PDCR 3.00 ... Responsibility.....	80
Group 3: Technical and Officials	81
Competitions Committee (Group 3)	81
CMCR 1.00 .. Authority	81
CMCR 2.00 .. Organization.....	81
CMCR 3.00 .. Responsibility.....	81
Domestic Officials Recruitment and Management Committee (Group 3).....	82
DOCR 1.00... Authority	82
DOCR 2.00... Organization	82
DOCR 3.00... Responsibility.....	82
Domestic Selections Committee (Group 3)	83
DSCR 1.00 ... Authority	83
DSCR 2.00 ... Organization	83
DSCR 3.00 ... Responsibility.....	83
Officials Training Committee (Group 3).....	83
OTCR 1.00 ... Authority	83
OTCR 2.00 ... Organization	83
OTCR 3.00 ... Responsibility.....	84
Tests Committee (Group 3).....	84
TCR 1.00 Authority	84
TCR 2.00 Organization	84
Group 4: Administrative/Legal	84
Ethics Committee (Group 4).....	84
ECR 1.00 Authority	84
ECR 2.00 Jurisdiction and Responsibility	84
ECR 3.00 Disciplinary Proceedings	85
ECR 4.00 SkateSafe SM Complaints	85
ECR 5.00 Retaliatory Conduct	86
ECR 6.00 Authority to Issue Immediate Interim Suspension.....	86
Grievance Committee (Group 4)	86
GCR 1.00..... Authority	86
GCR 2.00..... Responsibility and Jurisdiction	86
GCR 3.00..... Initiating Grievance Proceedings	86
GCR 4.00..... Selection of Persons to Serve on Hearing Panels.....	88
GCR 5.00..... Expedited Procedures.....	88
GCR 6.00..... Appeal from Decisions of Expedited Hearing Panels.....	90
GCR 7.00..... Conflicts	90
GCR 8.00..... Fees, Costs and Expenses.....	90
GCR 9.00..... Confidentiality/Publication	90
GCR 10.00.... Reciprocity with Other Organizations	91
Rules Committee (Group 4).....	91
RCR 1.00..... Authority	91
RCR 2.00..... Organization	91
RCR 3.00..... Responsibility.....	91
RCR 4.00..... Procedure.....	91
SkateSafe SM Committee (Group 4).....	92
SFCR 1.00 Authority	92
SFCR 2.00 Organization	92
SFCR 3.00 Responsibility.....	92
Group 5: International.....	92
International Committee (Group 5)	92
ICR 1.00 ..Authority	92
ICR 2.00 ..Organization.....	92
ICR 3.00 ..Responsibility	93

ISU Representative (Group 5)	94
ISUR 1.00 Authority	94
International Officials Committee (Group 5)	95
IOCR 2.00 Organization	95
IOCR 3.00 Responsibility	95
Part Two: Rules of Sport	
Rules That Apply to All Competitions	97
1000... Competition Season	97
1010... Geographic Divisions	97
1020... Classification of Competitions	97
1030... Competition Records at U.S. Figure Skating Headquarters	98
1040... Authorized Systems of Judging	98
1050... Calculation of Results – 6.0 and IJS	99
1060... Calculation of Results – 6.0 System	99
1070... Calculation of Results – IJS	100
1100... Competition Sanctions – Generally	104
1110... ISU Competitions	104
1120... Competition Sanctions	104
1130... First Aid	104
1200... Duties of Event Officials	104
1210... Duties of the Chief Referee	104
1220... Duties of the Event Referee	106
1221... Duties of the Assistant Ice-Level Referee	106
1230... Duties of the Chief Accountant	107
1235... Duties of the Accountants – IJS	107
1240... Duties of a Judge	108
1250... Duties of the Technical Controller – IJS	108
1260... Duties of the Technical Specialist and Assistant Technical Specialist – IJS	108
1270... Duties of the Data Operator – IJS	108
1280... Duties of the Video Replay Operator – IJS	109
1290... Duties of All Technical Panel Officials – IJS	109
1295... Duties of Announcers and Music Officials	109
1300... Requirements of Skaters and Coaches – All Disciplines	109
1310... Coaching Requirements – All Disciplines	109
1320... Behavior of Competitors During Competitions – All Disciplines	109
1400... Falls and Interruptions – All Disciplines	110
1500... Complaints, Protests, Appeals – All Disciplines	112
1600... Release of Liability	112
Rules for Qualifying Competitions	113
2000... Qualifying Competitions – Sanctions	113
2030... Standard Contracts for All U.S. Championships	113
2040... Qualifying Competitions – Expenses and Reports	114
2050... Qualifying Competitions – Events	114
2060... Qualifying Competitions – Announcements	115
2100... Qualifying Competitions – Officials	116
2120... Qualifying Competitions – Officials – All Skating Disciplines	116
2130... Qualifying Competitions – Selection of Officials	117
2134... Additional Requirements for Technical Panel Officials	120
2135... Foreign/Guest Officials	120
2140... Information to be Provided to Officials	120
2150... Reimbursement of Officials	120
2160... Trial Judges	120
2200... Qualifying Competitions – Eligibility and Membership	120
2210... Eligibility and Membership Requirements – Singles, Pairs and Ice Dance	120
2220... Eligibility and Membership Requirements – Synchronized Skating	121
2230... Eligibility of U.S. Citizen Returning From Competing for Another ISU Member	121
2240... Eligibility of Non-U.S. Citizens to Compete in U.S. Figure Skating Qualifying Competitions	121
2300... Qualifying Competitions – Exhibitions	122
2400... Qualifying Competitions – Entries	122
2410... Determining a Skater's/Team's Competitive Region	124
2420... Test Qualifications – Qualifying Competitions	124
2430... Previous Winners – Qualifying Competitions	124
2440... Qualifying Competitions – Number of Competitors	125

2450...Reports from U.S. Figure Skating headquarters.....	125
2460...Qualifying Rounds and Seeding – National Qualifying Series and Regional Singles Challenges	125
2470...Qualifying for a Sectional Singles Final, U.S. Pairs Final and U.S. Ice Dance Final	126
2480...Alternates to the Sectional Singles Final and U.S. Pairs and Dance Final	128
2490...Qualifying for the National High Performance Development Camp	128
2500...Qualifying for the U.S. Figure Skating Championships.....	129
2510...Byes to the U.S. Figure Skating Championships.....	130
2520...Alternates	131
2530...Titles	131
2540...U.S. Adult Figure Skating Championships and Adult Sectional Championships	131
2550...Qualifying Rounds – Adult Championships	131
2660...U.S. Collegiate Figure Skating Championships	132
2670...Qualifying Rounds – U.S. Collegiate Figure Skating Championships.....	132
2700...Warm-Ups, Draws and Starting Orders	132
2710...Warm-Up Times and Group Sizes – Singles, Pairs and Ice Dance	132
2720...Draws for Initial Starting Orders – Singles, Pairs and Ice Dance	133
2730...Draws for Subsequent Starting Orders and Warm-Up Groups – Singles, Pairs and Ice Dance	133
2800...U.S. Synchronized and Synchronized Sectional Championships.....	136
2810...Synchronized Skating Qualifying Competitions – Entries	136
2815...Qualifying Competitions – Number of Competitors	136
2820...Rosters, Substitutes, Alternates and Crossover Skaters.....	136
2830...Qualifying for U.S. Synchronized Skating Championships	137
2840...Byes – Synchronized Skating	137
2850...Qualifying Rounds and Seeding – Synchronized Skating	137
2852...Qualifying Round Chart - Sectional Synchronized Skating Championships	138
2900...Warm-Ups, Draws for Starting Orders, Resurface Groups and Practice Ice – Synchronized Skating.....	138
2910...Warm-Up Time – Synchronized Skating.....	138
2920...Draws for Starting Orders and Resurface Groups – Synchronized Skating Competitions	138
2930...Draws for Subsequent Starting Orders and Resurface Groups – Synchronized Skating	139
2940...Practice Ice – Synchronized Skating	140
Rules for Nonqualifying Competitions: Including: Intercollegiate, Compete USA, Special, Club, Special Olympics, National Showcase, National Theatre On Ice, State Games and Skate United	141
3000...Nonqualifying Competitions – Sanctions.....	141
3010...Nonqualifying Competitions – Events	141
3020...Nonqualifying Competitions – Announcements.....	141
3030...Nonqualifying Competitions – Officials.....	142
3040...Levels of Judges Required for Nonqualifying Competitions	143
3041...Judges Required for Figure Events at Competitions	143
3042...Judges Required for Singles Events at Competitions.....	144
3043...Judges Required for Pairs Events at Competitions.....	144
3044...Judges Required for Partnered Dance Events at Competitions	145
3045...Judges Required for Solo Dance Events at Competitions	146
3046...Judges Required for Synchronized Events at Competitions.....	147
3047...Judges Required for Showcase Events at Competitions.....	147
3048...Judges Required for Theatre On Ice Events at Competitions.....	147
3050...Nonqualifying Competitions – Entries	148
3060...Nonqualifying Competitions – Eligibility to Compete.....	148
3100...Rules for Compete USA Competitions.....	149
3110...Compete USA Competitions – Approvals	149
3120...Compete USA Competitions – Officials.....	149
3130...Compete USA Competitions – Announcements.....	149
3200...Rules for Special Competitions	149
3300...Rules for Club Competitions and Special Olympics	150
3310...Club Competitions – Officials	150
3400...Rules for Showcase Competitions.....	150
3500...Rules for Theatre On Ice Competitions	150
3600...Rules for ISI Competitions	150
3700...Rules for State Games Competitions.....	150
3710...State Games – Sanctions.....	150
3720...State Games – Officials.....	150
3730...State Games – Eligibility to Compete	151
3740...State Games – Conduct of Competitions.....	151
3750...State Games – Expenses and Reports.....	151

3800 ..Skate United Events at Nonqualifying and Compete USA Competitions.....	151
Rules for Holding Test Sessions	153
4000...Qualifications to Take Tests	153
4100...Procedure for Holding a Test Session.....	153
4200...Qualification to Apply for Test Credit from IJS Protocol.....	155
4300...Coaching at Test Sessions.....	155
4400...Conduct and Release of Liability	155
4500...Selection of Judges for Tests	156
4510...Selection and Duties of the Judge-In-Charge	156
4520...Conduct of Test Judges	156
4530...Levels of Judges Required for Tests	156
4532...Judges Required for Moves in the Field Tests.....	157
4533...Judges Required for Free Skate Tests	158
4534...Judges Required for Pair Tests.....	158
4535...Judges Required for Pattern Dance (PD) and Free Dance Tests.....	159
4600...Test Records.....	160
4700...Test Registration Fees and Late Fees.....	161
4800...Test Emblems.....	161
Computer Codes for Moves in the Field and Free Skate Tests	162
Computer Codes for Pair, Free Dance and Figure Tests	163
Computer Codes for Pattern Dance Tests	164
Technical Requirements – Moves in the Field.....	165
5000...Moves in the Field Test Requirements	165
5010...Classification of Moves in the Field Tests	165
5020...General Requirements for Moves in the Field Tests.....	166
5030...Marking of Moves in the Field Tests.....	166
5100...Test Expectations, Required Elements, Pass Totals, Approximate Times and Judging Panels for Standard Moves in the Field Tests	168
5110 ..Test Expectations, Required Elements, Pass Totals, Approximate Times and Judging Panels for Adult Moves in the Field Tests.....	171
5120...Test Expectations, Required Elements, Pass Totals, Approximate Times and Judging Panels for Adaptive Skating Moves in the Field Tests.....	172
Technical Requirements – Singles	175
6000...Singles Rules	175
6001 ...Use of IJS.....	175
6010...Conduct of Singles Events.....	175
6020...Singles Event Names	175
6030...Clothing and Equipment – Singles	175
6040...Music – Singles	175
6050...Duration of Skating – Singles.....	175
6060...Composition of Singles Events.....	175
6070...Segment Descriptions	176
6080...Short Program Description	176
6090...Free Skate Description.....	176
6100...Singles Definitions, General Criteria and Basic Requirements	176
6106...Illegal elements/movements	178
6200...Singles Free Skate Test Requirements.....	178
6210...Classification of Free Skate Tests	178
6220...General Requirements for Free Skate Tests.....	179
6230...Marking of Singles Free Skate Tests	179
6300...Test Expectations, Pass Totals and Judging Panels for Standard Free Skate Tests	180
6310...Test Expectations, Pass Totals and Judging Panels for Adult Free Skate Tests.....	182
6320...Test Expectations, Required Elements, Duration and Judging Panels for Adaptive Skating Free Skate Tests	182
6400...Singles Competition Requirements and Standard and Adult Free Skate Test Elements	184
6410...Senior Singles	184
6420...Junior Singles	186
6430...Novice Singles.....	188
6440...Intermediate Singles	190
6450...Juvenile Singles and Open Juvenile Singles.....	192
6460...Pre-Juvenile Singles	194
6470...Preliminary Singles	195
6480...Pre-Preliminary Singles	196
6490...No Test Singles	197

6510...Championship Masters Junior-Senior Singles and Masters Junior-Senior Singles.....	198
6520...Championship Masters Intermediate-Novice Singles and Masters Intermediate-Novice Singles.....	199
6530...Championship Adult Gold and Adult Gold Singles.....	200
6540...Championship Adult Silver and Adult Silver Singles.....	201
6550...Adult Bronze Singles.....	202
6560...Adult Pre-Bronze Singles.....	203
6700...Dramatic Performance and Lyrical Pop/Character/Comedy Events.....	204
6910...Marking of Singles – 6.0 System.....	204
6913...Marking of Singles Short Programs – 6.0 System.....	204
6914...Marking of Singles Free Skate – 6.0 System.....	205
6920...Marking of Singles – IJS.....	205
6921...Technical Score – Singles – IJS.....	205
6922...Illegal Elements/Movements.....	205
6923...Program Component Score – Singles – IJS.....	206
List of Jumps.....	207
Technical Requirements – Pairs.....	209
7000...Pairs Rules.....	209
7001...Use of IJS.....	209
7010...Conduct of Pair Events.....	209
7020...Pair Definition.....	209
7030...Clothing and Equipment – Pairs.....	209
7040...Music – Pairs.....	209
7050...Duration of Skating – Pairs.....	209
7060...Composition of Pair Events.....	209
7070...Segment Descriptions.....	210
7080...Short Program Description.....	210
7090...Pair Free Skate Description.....	210
7100...Pairs Definitions, General Criteria and Basic Requirements.....	210
7109...Illegal elements/movements.....	213
7200...Pair Test Requirements.....	213
7210...Classification of Pair Tests.....	213
7220...General Requirements for Pair Tests.....	213
7230...Marking of Pair Tests.....	213
7300...Test Expectations, Pass Totals and Judging Panels for Standard Pair Tests.....	214
7310...Test Expectations, Pass Totals and Judging Panels for Adult Pair Tests.....	215
7400...Pairs Competition Requirements and Pair Test Elements.....	216
7410...Senior Pairs.....	216
7420...Junior Pairs.....	218
7430...Novice Pairs.....	220
7440...Intermediate Pairs.....	222
7450...Juvenile Pairs.....	223
7510...Championship Masters Pairs.....	224
7520...Masters Pairs.....	225
7530...Adult Gold Pairs.....	226
7540...Adult Silver Pairs.....	227
7550...Adult Bronze Pairs.....	228
7560...Centennial Pairs.....	229
7910...Marking of Pairs – 6.0 System.....	230
7913...Marking of Pairs Short Program – 6.0 System.....	230
7914...Marking of Pairs Free Skate – 6.0 System.....	230
7920...Marking of Pairs – IJS.....	231
7921...Technical Score – Pairs – IJS.....	231
7922...Illegal Elements/Movements.....	231
7923...Program Component Score – Pairs – IJS.....	231
List of Pair Lifts.....	233
Technical Requirements – Ice Dance.....	235
8000...Ice Dance Rules.....	235
8001...Use of IJS.....	235
8010...Conduct of Ice Dance Events.....	235
8020...Clothing and Equipment – Ice Dance.....	235
8030...Music – Ice Dance.....	235
8040...Duration of Skating – Ice Dance.....	236
8041...Permissible Time Allowance – Rhythm Dance and Free Dance.....	236

8042...Permissible Time Allowance – All Adult Events.....	236
8050...Composition of Ice Dance Events	236
8060...Segments Descriptions	236
8070...Pattern Dance Descriptions	236
8072...General Requirements for Pattern Dances.....	236
8073...Conduct of Pattern Dance Events.....	237
8081...Selection and Posting of Pattern Dances	238
8082...Pattern Dances Drawn for 2021-22	239
8090...Rhythm Dance Description	240
8095...Free Dance Description	241
8100...Dance Glossary.....	242
8101...Axes	242
8102...Pattern.....	242
8103...Series of Steps	242
8104...Steps.....	243
8105...Turns	243
8106...Dance Spins, Dance Lifts, Jumps and Dance Jumps, Movements and Choreographic Elements.....	245
8107...Dance Holds	246
8108...Illegal Elements/Movements/Poses – Rhythm Dance and Free Dance.....	247
8110...Dance Music	247
8111...Fundamentals of Music to Be Considered for Ice Dance.....	247
8112...Dance Music Interpretation	247
8113...Relationship of Music to Dance Diagrams.....	247
8200...Pattern Dance Test Requirements.....	248
8210...Classification of Pattern Dance Tests.....	248
8220...General Requirements for Pattern Dance Tests	251
8230...Marking of Pattern Dance Tests.....	252
8250...Dances, Test Expectations, Pass Totals and Judging Panels for Pattern Dance Tests	253
8300...Free Dance Test Requirements	255
8310...Classification of Partnered Free Dance Tests	255
8320...General Requirements for Partnered Free Dance Tests	256
8330...Marking of Partnered Free Dance Tests	256
8340...Test Expectations, Pass Totals and Judging Panels for Standard Partnered Free Dance Tests.....	257
8350...Test Expectations, Required Elements, Pass Totals and Judging Panels for Adult Partnered Free Dance Tests.....	257
8360...Classification of Solo Free Dance Tests	259
8363...General Requirements for Solo Free Dance Tests	260
8380...Marking of Solo Free Dance Tests	261
8390...Test Expectations, Required Elements, Pass Totals and Judging Panels for Solo Free Dance Tests	262
8400...Ice Dance Competition Requirements and Partnered Free Dance Test Elements	267
8410...Senior Dance.....	267
8420...Junior Dance	269
8430...Novice Dance	271
8440...Intermediate Dance.....	272
8450...Juvenile Dance.....	273
8460...Pre-Juvenile Dance	274
8510...Championship Adult Dance Event	275
8520...Adult Gold Dance Event.....	276
8530...Adult Pre-Gold Dance Event.....	277
8540...Masters Open Dance Event	277
8550...Adult Silver and Lower Dance	277
8560...Adult Silver Dance Event.....	277
8570...Adult Pre-Silver Dance Event	278
8580...Adult Bronze Dance Event	278
8590...Adult Pre-Bronze Dance Event	278
8600...Centennial Dance Event	279
8620...Adult Gold Solo Pattern Dance Event.....	279
8630...Adult Pre-Gold Solo Pattern Dance Event	279
8640...Adult Silver Solo Pattern Dance Event	280
8650...Adult Pre-Silver Solo Pattern Dance Event.....	280
8660...Adult Bronze Solo Pattern Dance Event	280
8700...Adult Gold Solo Free Dance Event	281
8720...Adult Silver Solo Free Dance Event.....	282
8740...Adult Bronze Solo Free Dance Event.....	283

8910...Marking of Ice Dance – 6.0 System	284
8912...Marking of Pattern Dances – 6.0 System	284
8913...Marking of Rhythm Dance and Free Dance – 6.0 System	284
8920...Marking of Ice Dance – IJS	285
8921...Marking the Pattern Dances – IJS	285
8922...Marking of Rhythm and Free Dances – IJS	286
Technical Requirements – Synchronized Skating.....	289
9000...Synchronized Rules	289
9001...Use of IJS.....	289
9010...Conduct of Synchronized Skating Events	289
9020...Clothing and Equipment – Synchronized Skating – Competition and Official Practice	289
9030...Music For Synchronized Skating Events:	289
9040...Duration of Skating – Synchronized Skating	289
9042...Permissible Time Allowance – Short Programs	289
9043...Permissible Time Allowance – Free Skates.....	290
9050...Composition of Synchronized Events	290
9060...General Requirements for the Short Program and Free Skate.....	290
9061...Short Program Requirements.....	291
9062...Free Skate Requirements	291
9100...Synchronized Skating Definitions and Criteria	292
9110...Definitions of General Terms.....	292
9120...Definitions of Turns, Steps and Linking Steps	292
9130...Definitions of Additional Features and Requirements.....	293
9140...Definitions of Features and Requirements.....	296
9150...General Criteria and Basic Requirements for Elements.....	297
9160...Illegal Elements, Features, Additional Features, Movements	299
9170...Non-Permitted Elements, Features, Additional Features and Movements	300
9400...Synchronized Skating Test Qualifications and Age Requirements.....	300
9910...Marking of Synchronized Skating – 6.0 System	302
9912...Marking of the Synchronized Skating Free Skate – 6.0 System	302
9920...Marking of Synchronized Skating – IJS.....	302
9921...Technical Score – Synchronized Skating – IJS	302
9922...Program Component Score – Synchronized Skating – IJS	303
9923...Deductions and Reductions – Synchronized Skating – IJS.....	304
Moves in the Field Diagrams.....	MITF-1
Pattern Dance Diagrams	Dance-1

The U.S. Figure Skating Rulebook is divided into three sections: 1) Bylaws and Rules, 2) Moves in the Field Diagrams, 3) Pattern Dance Diagrams. Printed copies can be purchased as one document with all three sections, or the sections can be purchased separately, based on what is needed.

About U.S. Figure Skating

United States Figure Skating, the governing body of eligible figure skating on ice in the United States, is comprised of member clubs, collegiate clubs and school-affiliated clubs as well as individual members. The charter member clubs of U.S. Figure Skating numbered seven in 1921 when the association was formed and when it first became a member of the International Skating Union (ISU), the body that governs the sport internationally. Today, 90 years later, the more than 700 member clubs of the association cover the country from coast to coast and from border to border, and the skaters registered by U.S. Figure Skating number more than 180,000.

Tests, for figure, free skate, moves in the field, pairs and ice dance, are the measurement of progress in the various branches of the sport. Official test sessions sanctioned by U.S. Figure Skating are conducted by member clubs for their members and members of collegiate clubs as well as for individual members. Under certain conditions, ineligible persons and members of other skating associations may also take official U.S. Figure Skating tests.

Competitions on every level are a principal incentive for figure skaters to train, develop and improve their proficiency. By ascending the competition "ladder," competitors registered with U.S. Figure Skating gain entry into international figure skating events, among them the Olympic Winter Games and World Championships. All competitions in figure skating on ice in the United States, especially the regional, sectional and national championships of the United States, which are the steps that are ascended to qualify for international competitions, are sanctioned directly or indirectly by U.S. Figure Skating and are conducted by member clubs.

Ice shows are the showcase for the talents of figure skaters. Member clubs are eligible to hold figure skating ice shows in the United States with the sanction of U.S. Figure Skating. Members of U.S. Figure Skating member clubs, collegiate clubs and individual members are eligible to participate in such ice shows. In addition, a member club, at its discretion and subject to conditions prescribed in the official rules, may also invite nonregistered skaters and professionals to participate.

The rules which govern the sport of figure skating on ice, the curricula of free skating, figures, ice dance and synchronized skating, the test structure, and all related informational material, are the fruit of the labor of countless dedicated figure skaters, coaches and volunteers of U.S. Figure Skating and at significant expense of U.S. Figure Skating. This official rulebook of United States Figure Skating contains such material as well as related and instructional material.

Officers of U.S. Figure Skating

President

CAMMETT, Anne
acammett@rochester.rr.com

First and Midwestern Vice President

ARNESON CUTLER, Kristin
kristincutler@msn.com

Second and Pacific Coast Vice President

ENGEL, Janis
jdengel62@gmail.com

Third and Eastern Vice President

NEMIER, Heather
hmnemier@comcast.net

Secretary

MOORE, Kimberley
kimberleycmoore@gmail.com

Treasurer

GOLDSTEIN, Troy
troygoldstein@ymail.com

Executive Director

BAKER, Ramsey
rbaker@usfigureskating.org

Joint Statement of Cooperation

(June 29, 2004)

U.S. Figure Skating, the Professional Skaters Association (PSA) and the Ice Skating Institute (ISI) recognize and support each other's role in the development of figure and recreational skating in the United States.

U.S. Figure Skating is the national governing body for the sport of figure skating in the United States and is so recognized by the International Skating Union (ISU) and the United States Olympic and Paralympic Committee (USOPC).

The Professional Skaters Association is the organization of coaching and performing skating professionals, which provides and promotes the education and certification of figure skating coaches. U.S. Figure Skating recognizes the PSA as the official coaches' education, certification and training program.

The Ice Skating Institute is the organization of ice rink owners, operators, instructors, participants, builders and suppliers which supports the development and operation of ice rinks and provides and promotes recreational ice skating programs in the United States.

Each organization agrees to cooperate with the others to further the growth and success of the ice skating industry, nurture the figure and recreational skating communities and promote and encourage the fulfillment of the responsibilities of each organization.

U.S. Figure Skating further agrees that the participation of U.S. Figure Skating members in ISI-endorsed recreational skating activities, such as recitals, shows and exhibitions, tests and competitions, endorsed by the ISI is hereby permitted without violating the rules of U.S. Figure Skating, provided that such activities (1) are conducted by ISI member rinks, clubs or skating schools in their normal course of business; (2) are not conducted by or for the benefit of a third party that exceeds the spirit of this Statement of Cooperation; (3) do not include the participation of U.S. Figure Skating member skaters who are or have been active U.S. Championship competitors at or above the Novice level within the past two years unless participation has been permitted as described below; and (4) are not intended for television or internet broadcast or re-broadcast. This paragraph represents a grant of special permission from U.S. Figure Skating, in the spirit of cooperation with the ISI, to allow its members to participate in ISI-endorsed recreational skating activities without the need for a separate U.S. Figure Skating sanction. However, ISI-endorsed activities exceeding the scope of this paragraph are not covered in this grant of special permission; therefore, U.S. Figure Skating members participating in such activities shall be in violation of the rules and policies of U.S. Figure Skating unless U.S. Figure Skating approval by way of sanction, ESCA (Eligible Skater Compensation Agreement) or special permission is obtained.

The ISI further agrees that the participation of skaters registered with the ISI in activities sponsored by U.S. Figure Skating shall not be deemed to be a violation of the rules of the ISI.

U.S. Figure Skating, PSA and the ISI acknowledge the developing relationship between the three associations working together for the growth and betterment of ice skating now and in the future.

U.S. Figure Skating Policy on Coaching

Believing in the importance of the highest possible level of safety and quality in the coaching of our skaters, U.S. Figure Skating hereby recommends that coaches appointed as club coaches enroll in the PSA ratings system, the official coach's certification and training program of U.S. Figure Skating.

U.S. Figure Skating Policy on IJS Revisions

Please be advised that with respect to U.S. Figure Skating competitive events conducted under the international judging system (IJS), as adopted and modified and clarified from time to time by U.S. Figure Skating, U.S. Figure Skating reserves the right to incorporate revisions made to the IJS by the ISU for junior and senior events and by U.S. Figure Skating for its novice events and below pertaining to the scale of values for singles, pairs, ice dance or synchronized skating, or to any other rule pertaining to the method by which the scores are calculated. Likewise, should the ISU issue clarifications to its rules governing the IJS, U.S. Figure Skating reserves the right to adopt those clarifications. The revisions or clarifications made to the international judging system by the ISU may be adopted by U.S. Figure Skating at its discretion at any time after the revision or clarification is issued. Further, any revisions, modifications or clarifications made by U.S. Figure Skating as well as any of the adopted modifications and clarifications will be posted on the Members Only site and, when applicable, published in the next U.S. Figure Skating rulebook.

Part One
Governance and Administration
of
The United States Figure Skating Association

Bylaws of the United States Figure Skating Association

(As amended to May 1, 2021)¹

ARTICLE I

Name

The name of this organization is “THE UNITED STATES FIGURE SKATING ASSOCIATION.” For all purposes this name may be abbreviated to read “U.S. Figure Skating.” This organization may also be known as and conduct business under the name “U.S. Figure Skating.”

ARTICLE II

Objectives

Mission: We create and cultivate opportunities for participation and achievement in figure skating.

- A. We serve as the national governing body in the sport of figure skating on ice as recognized by the United States Olympic and Paralympic Committee (USOPC), and serve as the United States member of the International Skating Union (ISU);
- B. We take all steps necessary to regulate and govern figure skating on ice throughout the United States, including the raising of funds to support activities of U.S. Figure Skating by dues, the sale of publications, the conduct of competitions, ice show assessments, sanction fees and any other lawful means, provided that none of the income of U.S. Figure Skating inures to the private profit of any of its members;
- C. We strive to provide a safe environment for our members that is free of misconduct and harassment.
- D. We define and maintain uniform standards of skating proficiency;
- E. We prescribe rules for the holding of and eligibility for tests, competitions, exhibitions, ice shows and all other figure skating activities. We qualify and appoint judges, referees and other officials for all tests, competitions and other figure skating events;
- F. We encourage, guide and assist in the organization of local ice skating clubs, and the attaining of full participation in figure skating by individuals, groups, clubs, schools, colleges and universities throughout the United States;
- G. We organize and sponsor competitions and exhibitions for the purpose of stimulating interest in figure skating on the part of all persons. We assist financially or otherwise, in accordance with the rules of U.S. Figure Skating, the participants traveling to and from and attending such competitions and exhibitions, who would otherwise be unable to participate therein;
- H. We encourage those persons who have demonstrated an ongoing interest in figure skating to continue their participation in figure skating, and where possible, to obtain a college or university education;
- I. We provide an equal opportunity to eligible athletes, coaches, trainers, managers, administrators and officials to participate in eligible athletic competition without discrimination on the basis of race, color, religion, age, gender, gender identity, sexual orientation, national origin, or any other status protected by federal, state or local law, where applicable. We provide fair notice and an opportunity for a hearing to any eligible athlete, coach, trainer, manager, administrator or official before declaring such individual ineligible to participate;
- J. We select members of the Board of Directors and athlete representatives without discrimination on the basis of race, color, religion, age, gender, gender identity, sexual orientation, national origin, or any other status protected by federal, state or local law, where applicable;
- K. We submit to binding arbitration in any controversy involving: (i) U.S. Figure Skating’s recognition as a National Governing Body, or (ii) the opportunity of any amateur athlete, coach, trainer, manager, administrator or official to participate in amateur athletic competition in figure skating, upon demand of the USOPC or any aggrieved amateur athlete, coach, trainer, manager, administrator or official, conducted in accordance with the Commercial Rules of the American Arbitration Association or as modified pursuant to the Ted Stevens Olympic and Amateur Sports Act;
- L. We support, by contributions from U.S. Figure Skating and its Memorial Fund, other charitable and educational organizations which are themselves exempt from taxation under Section 501(c)(3) of the Internal Revenue Code of 1986, as from time to time amended; and

¹ These bylaws reflect the revision to the bylaws approved by the Governing Council on May 1, 2021. However, as noted in this footnote and elsewhere in these bylaws, only those amendments pertaining to (i) Nominations and Elections (Article XV of these bylaws) for the nominations and elections to take place in connection with and at the annual 2022 Governing Council meeting (other than for certain exceptions relative to the composition of the 2021-22 Nominating Committee, as referred to in the footnote to Article XV, Section 1 (A) of these bylaws), (ii) the amendments pertaining to the percentage of athlete delegates in the Governing Council (Article VII, Section 4), as well as the Definitions of Athlete (Article XXII) for purposes of the foregoing amendments, and (iii) other amendments specifically noted in these bylaws, are effective as of the close of the annual 2021 Governing Council meeting. All other bylaw amendments, including, but not limited to, the composition of the Board of Directors, officers, and committees of U.S. Figure Skating, will become effective immediately upon the election of the new Board of Directors at the annual 2022 Governing Council meeting, unless otherwise noted in any footnote to these bylaws as having a different effective date. This footnote is to be eliminated from the bylaws as amended and in effect as of the close of the annual 2022 Governing Council meeting.

- M. We ensure that the foregoing objectives are within the meaning of Section 501(c)(3) of the Internal Revenue Code of 1986, as from time to time amended, and that the activities of U.S. Figure Skating, both direct and indirect, exclusively further these objectives.

ARTICLE III

Fiscal Year

The fiscal year begins on July 1 of each year and ends on June 30 the following year.

ARTICLE IV

Jurisdiction

Section 1 Jurisdiction. U.S. Figure Skating has jurisdiction of figure skating activities on ice in the United States.

Section 2 Geographical Divisions. For the purposes of regulation and control, the geographical area under the jurisdiction of U.S. Figure Skating is divided into three sections as follows:

- A. Eastern Section: Connecticut, Delaware, District of Columbia, Florida, Georgia, Maine, Maryland, Massachusetts, New Hampshire, New Jersey, New York, North Carolina, Pennsylvania, Rhode Island, South Carolina, Vermont, Virginia and West Virginia.
- B. Midwestern Section: Alabama, Arkansas, Colorado, Illinois, Indiana, Iowa, Kansas, Kentucky, Louisiana, Michigan, Minnesota, Mississippi, Missouri, Nebraska, New Mexico, North Dakota, Ohio, Oklahoma, South Dakota, Tennessee, Texas and Wisconsin.
- C. Pacific Coast Section: Alaska, Arizona, California, Hawaii, Idaho, Montana, Nevada, Oregon, Utah, Washington and Wyoming.
- D. For synchronized skating only, the state of Colorado is in the Pacific Coast geographical division.

ARTICLE V

Membership

Section 1 Classification. U.S. Figure Skating has nine types of membership:

- A. Clubs which foster figure skating, known as “member clubs”;
- B. Individual persons registered with U.S. Figure Skating who are members of a member club or a collegiate club;
- C. Individual persons who are not home club members of any member club, known as “individual members”;
- D. Honorary members;
- E. Collegiate club and school-affiliated members;
- F. Learn to Skate USA members;
- G. Supportive members;
- H. Synchronized Skating/Theatre On Ice Team members; and
- I. Introductory members.

Section 2 Member Clubs. Member clubs consist of:

- A. Full member clubs;
- B. Provisional member clubs; and
- C. Such other classes as may from time to time be determined by the Governing Council.

Any club fostering figure skating may apply in writing for membership and, if satisfactory and upon compliance with all requirements of U.S. Figure Skating, may be elected a provisional or full member club by a vote of two-thirds of the votes cast of the Governing Council present in person or by proxy at an annual meeting. If an application for membership is received in the period between meetings of the Governing Council, the applicant may be admitted to interim membership until the next annual meeting of the Governing Council in such manner and upon such terms as may be set forth in the official rules of U.S. Figure Skating. Interim and provisional member clubs have only such privileges as are specified therein.

Section 3 Individual Members.

- A. A person not a home club member of any member club.
- B. A person may become an individual member upon written application and compliance with the requirements of U.S. Figure Skating.
- C. Individual membership will automatically terminate when an individual member joins a member club as a home club member.

Section 4 Honorary Members.

- A. A person elected as such by a vote of two-thirds of the votes cast of the Governing Council present in person or by proxy at an annual meeting for such terms as the Governing Council may specify in said vote.
- B. Have no voting rights with respect to the government of U.S. Figure Skating, but may be accorded the privilege of speaking when present at official meetings of U.S. Figure Skating, including but not limited to Governing Council; provided, however, that if such person is also a member in any other membership category, such person will have and may exercise voting rights and privileges available to them by virtue of such other membership, including as a delegate to the Governing Council.
- C. May serve, if elected or appointed, in any office or position and exercise all voting and other rights pertaining to the office or position so held.

Section 5 Collegiate Clubs and School-Affiliated Members.

- A. Consist of individual schools, colleges and universities which agree to abide by the rules of U.S. Figure Skating.
- B. Have no voting rights with respect to the government of U.S. Figure Skating.

- C. Any college or university may become a collegiate club member, and any school may become a school-affiliated member at any time upon written application, compliance with the requirements of U.S. Figure Skating and approval of its application by the Membership Committee.

Section 6 Learn to Skate USA Members.

- A. Persons participating in Learn to Skate USA programs.
 B. Are not eligible for participation in the official test structure.
 C. Have no voting rights with respect to the government of U.S. Figure Skating.

Section 7 Supportive Members.

- A. Organizations and individuals who voluntarily support the sport of figure skating through the payment of annual dues to U.S. Figure Skating.
 B. Sports organizations consisting of not-for-profit corporations, federations, unions, associations, clubs or other groups organized in the United States which sponsor or conduct programs in the sport of figure skating on ice may apply to the Membership Committee to become organizational supportive members as may associations of vendors and other like organizations subject to the Board of Directors' approval.
 C. Have no voting rights with respect to the government of U.S. Figure Skating.

Section 8 Synchronized Skating/Theatre On Ice Team Members.

- A. Consist of registered members who are subject to the rules of U.S. Figure Skating.
 B. Have no voting rights with respect to the government of U.S. Figure Skating.
 C. May become a synchronized skating/Theatre On Ice team member at any time upon written application, compliance with the requirements of U.S. Figure Skating and approval of its application by the Membership Committee.

Section 9 Introductory Members.

- A. Individuals who have never been a full member of U.S. Figure Skating as defined in Section 1 (B) or an individual member as defined in Section 1 (C) of this Article V;
 B. May join only as members of a member club and will be accorded all benefits and privileges of such membership;
 C. Will receive a special discounted membership rate for one year only;
 D. No person may be an introductory member for more than one year even if their membership lapses.

ARTICLE VI

Government

Section 1 Governing Council. The government of U.S. Figure Skating is vested in a Governing Council, which consists of delegates appointed or elected in accordance with Article VII of these bylaws.

Section 2 Board of Directors. The management of the business and affairs of U.S. Figure Skating is vested in and exercised by or under the authority of a Board of Directors, which consists of the persons specified in Article VIII, Section 2, of these bylaws.

ARTICLE VII

Delegates to the Governing Council

Section 1 Qualifications and Tenure. Delegates to the Governing Council:

- A. Must be registered members who are at least 18 years of age and are qualified in accordance with the official rules of U.S. Figure Skating.
 B. Are appointed or elected annually as of Feb. 1 to serve for one year or until their successors are appointed or elected.

Section 2 Appointment of Full Member Club Delegates. Each active full member club, by action of its duly constituted governing body, must appoint from among its registered home club members a number of delegates, based on the total number of registered members of such full member club during the preceding fiscal year, as shown in the following table.

- A. These delegates must meet the qualifications set forth in Section 1 of this Article VII.
 B. A certificate of appointment, duly signed by the authorized officer of such full member club must be filed with the U.S. Figure Skating secretary in care of U.S. Figure Skating headquarters.

Number of Total Registrations	Number of Delegates	Number of Total Registrations	Number of Delegates
25 but fewer than 50	1	450 but fewer than 550	7
50 but fewer than 100	2	550 but fewer than 650	8
100 but fewer than 150	3	650 but fewer than 750	9
150 but fewer than 250	4	750 but fewer than 850	10
250 but fewer than 350	5	850 but fewer than 950	11
350 but fewer than 450	6	950 or more	12

Section 3 Election of Individual Member Delegates. The individual members from each section may elect, from among those of their number qualified under Section 1 of this Article VII, a number of delegates for that section in proportion to the number of individual members registered in that section during the preceding fiscal year, as shown in the following table:

Number of Individual Members	Number of Delegates	Number of Individual Members	Number of Delegates
25 but fewer than 50	1	450 but fewer than 550	7
50 but fewer than 100	2	550 but fewer than 650	8
100 but fewer than 150	3	650 but fewer than 750	9
150 but fewer than 250	4	750 but fewer than 850	10
250 but fewer than 350	5	850 but fewer than 950	11
350 but fewer than 450	6	950 or more	12

- A. U.S. Figure Skating headquarters will determine the procedures for implementing the individual member delegate election process and will provide these procedures to the individual members with the announcement of the meeting of the Governing Council, as described in Article IX, Section 3, of these bylaws.
- B. The number of candidate(s) (as shown in the table in this Section 3) in each section receiving the most votes will be certified as a delegate(s) for the individual members of that section.

Section 4 Athlete Delegates.²

- A. Are equally divided among ladies, men, pairs, ice dance and synchronized skating.
- B. Have, collectively, the number of votes equaling not less than 33.3 20 percent of the total permanent member club and individual member votes registered at the prior year's Governing Council in order to provide the athlete delegates with not less than 33.3 20 percent of the voting power in the Governing Council. These votes will be equally divided among the athlete delegates, with any fractions rounded up to a whole number.
 - (i) If, at any time during a meeting of the Governing Council, the votes assigned to the athlete delegates fall below 33.3 20 percent of the total number of votes of the delegates registered in person or by proxy, the total number of athlete delegate votes will be increased by the number necessary to achieve 33.3 20 percent of the voting power in the Governing Council. The additional votes will be assigned to, and retained by, the chair of the Athletes Advisory Committee, or in such chair's absence, his or her athlete delegate designee, for the duration of the meeting.
- C. The athlete delegates to the Governing Council are the Athletes Advisory Committee members elected by the athletes in compliance with AACR 1.10.

Section 5 Vacancies. Full member clubs, athlete members and individual members may fill a vacancy among their delegates by filing the appropriate certificate of appointment or election with the U.S. Figure Skating secretary in care of U.S. Figure Skating headquarters.

Section 6 Observers.

- A. Collegiate clubs and provisional member clubs do not have the right, by virtue of such membership status, to appoint delegates to meetings of the Governing Council. They may designate observers to attend meetings of the Governing Council. Such observers, when present, may be accorded the privileges of the floor.
- B. Honorary members, individual members, members of member clubs, collegiate clubs, duly authorized representatives of school-affiliated members and supportive members, and synchronized skating/Theatre On Ice team members may attend meetings of the Governing Council as observers and, when present, will likewise be accorded the privileges of the floor.

Section 7 Voting Rights. On all matters submitted to a vote of the Governing Council, the athlete delegates as a group and each full member club are entitled to the same number of votes as the number of delegates to which they are entitled pursuant to Sections 4 and 2 respectively of this Article VII. Each individual member delegate is entitled to one vote. Observers have no vote at meetings of the Governing Council. No member or class of members except delegates is entitled to vote on matters concerning the purposes, government and management of the affairs of U.S. Figure Skating except as provided for in these bylaws or as prescribed by law.

ARTICLE VIII

Board of Directors

³**Section 1 Powers and Duties.** The Board of Directors possesses all the powers and duties necessary or desirable to govern, establish strategic direction, and set policy for U.S. Figure Skating, and to oversee for the management of the business and affairs of U.S. Figure Skating, except such powers and duties as are reserved solely for the Governing Council or otherwise limited by these bylaws. Subject to such reservation and limitations, the Board of Directors' responsibilities and functions will include, but not be limited to:

- A. Selection, compensation, evaluation, and termination of the executive director.
- B. Review and approval of U.S. Figure Skating's strategic plan and budget.
- C. Focus on long-term objectives and impacts rather than day-to-day management.
- D. Oversight of the financial activities of U.S. Figure Skating throughout the fiscal year.
- E. Review and approval of the financial statements, annual reports, and financial and control policies, and selection of U.S. Figure Skating's independent auditors.

² The amendments to this Section 4 are effective as of the close of the annual 2021 Governing Council meeting.

³ The amendments to this Section 1 are effective as of the close of the annual 2021 Governing Council meeting.

F. Ensure that athlete safety rules, policies, and procedures comply with the requirements of the USOPC and the U.S. Center for SafeSport.

⁴Section 2 Composition and Qualifications.

A. The voting members of the Board of Directors consist of 15 persons, as follows:⁵

A-(i) The president, elected pursuant to Article XV, Section 4 (A) of these bylaws.;

B-(ii) Nine other individuals, elected pursuant to Article XV, Section 4 (A) of these bylaws, with at least one of such individuals being from each section of U.S. Figure Skating and two other of such individuals being independent directors who meet the criteria for independence described in paragraph C of this Section 2. The three vice presidents each representing a different section;

(iii) Five athlete representatives, elected pursuant to Article XV, Section 4 (B) of these bylaws, who meet the requirement for athlete representation on the Board of Directors as described in paragraph D of this Section 2. The five athlete representatives on the Board of Directors must include U.S. Figure Skating's athlete representative to the USOPC Athletes Advisory Council, the chair of U.S. Figure Skating's Athletes Advisory Committee, and at least one athlete per discipline (ice dance, pairs, singles, and synchronized skating) that is not already represented by the chair of U.S. Figure Skating's Athletes Advisory Committee.

C. The secretary;

D. The treasurer;

E. The four group coordinators as specified in Article XVI, Section 2;

F. Two coaches actively engaged in national or international athletic coaching of figure skating on ice; and

G. Three athlete members of the Board of Directors elected pursuant to Article XV, Section 4 (B);

H. In addition, those persons specified in Section 4 of this article and honorary members elected in accordance with Section 5 of this article will also be members of the Board of Directors.

IB. Each voting member of the Board of Directors must be:

(i) At least 18 years of age;

(ii) A registered member in good standing of U.S. Figure Skating; and

(iii) Otherwise qualified in accordance with the official rules of U.S. Figure Skating, provided that this requirement will not apply to persons serving as independent directors.

C. Criteria for independence. An individual will not be able to serve as an independent director if, within the five years preceding election:

(i) Such individual or an immediate family member of such individual was employed by or held any governance position (whether a paid or volunteer position) with U.S. Figure Skating, any member club, a Learn to Skate USA program, the ISU, the Professional Skaters Association, or any other figure skating entity or organization connected to U.S. Figure Skating;

(ii) Such individual was affiliated with or employed by U.S. Figure Skating's outside auditor or outside counsel, or an immediate family member of such individual was affiliated with or employed by U.S. Figure Skating's outside auditor or outside counsel as a partner, principal, or manager;

(iii) Such individual was a member of U.S. Figure Skating's Athletes Advisory Committee;

(iv) Such individual was a delegate at Governing Council;

(v) Such individual holds an appointment as an official within U.S. Figure Skating;

(vi) Such individual is a member of U.S. Figure Skating who participates in a U.S. Figure Skating qualifying competition;

(vii) Such individual is a parent, an immediate family member, or a coach, of an athlete who competes in a U.S. Figure Skating qualifying competition;

(viii) Such individual was a member of any constituent group with representation on the U.S. Figure Skating Board of Directors;

(ix) Such individual received any compensation from U.S. Figure Skating, directly or indirectly; or

⁴ The amendments to this Section 2 are effective for purposes of, and upon, the election of the Board of Directors at the annual 2022 Governing Council meeting.

⁵ For purposes of comprising the voting members of the Board of Directors to be elected at the annual 2022 Governing Council meeting and in order to initiate staggered terms of service on the Board of Directors:

1. The Nominating Committee will nominate and the Governing Council will elect:

a. The president to serve a four-year term (2022-2026)

b. One independent director to serve a two-year term (2022-2024)

c. One independent director to serve a one-year term (2022-2023)

d. Three other directors to serve a two-year term (2022-2024)

e. Four other directors to serve a one-year term (2022-2023).

2. The Athletes Advisory Committee will elect:

a. One athlete representative to serve a one-year term (2022-2023)

b. Two athlete representatives to serve a two-year term (2022-2024)

These athlete representatives are in addition to the chair of the U.S. Figure Skating Athletes Advisory Committee and U.S. Figure Skating's representative to the USPOC Athletes Advisory Council.

Therefore, by May 2023, all voting directors will be on a staggered term rotation. The term limit "clock" will start with the 2022-23 terms of service and, therefore, prior service on the Board of Directors will not count toward term limits.

(x) Such individual was an executive officer, controlling shareholder, partner, or member of a corporation, partnership, or other business entity that does business with U.S. Figure Skating.

D. At least 20 percent of the athlete representatives on the Board of Directors must be 10 Year Athlete Representatives, as defined in Article XXII of these bylaws, and the remaining athlete representatives will be either 10 Year Athlete Representatives or 10 Year+ Athlete Representatives, as defined in Article XXII of these bylaws.

~~⁶**Section 3 Terms.** The elected voting members of the Board of Directors, other than the officers president, and the athlete members of the board, will be elected for a term of one two years each and may hold office serve for no more than three four consecutive terms. The president will be elected for a term of four years and may hold office for no more than one term, terms of service for officers are as further specified in Article X, Section 2, of these bylaws. The terms of service for athlete members of the Board of Directors are specified in Article XV, Section 4 (B), of these bylaws.~~

⁷**Section 4 Ex-officio and Additional Members.**

A. The following persons are ex-officio non-voting members of the Board of Directors:

- (i) Immediate past president,
- (ii) The appointed ISU Representative/International Group coordinator, ~~the representative to the USOPC Athletes Advisory Council and~~
- (iii) Those officeholders on of the ISU representing the sport of figure skating,
- (iv) The Administrative/Legal Group coordinator,
- (v) The Athlete Services Group coordinator,
- (vi) The Membership Development Group coordinator,
- (vii) The Technical and Officials Group coordinator,
- (viii) The executive director, and
- (ix) U.S. Figure Skating's alternate athlete representative to the USOPC Athletes Advisory Council, unless that person is already one of the athletes who is a voting member of the U.S. Figure Skating Board of Directors. are non-voting ex-officio members of the Board of Directors.

B. ~~An athlete member, elected pursuant to Article XV, Section 4 (B), and three Two additional individuals, one each named from the Professional Skaters Association, Ice Skating Institute and the U.S. Ice Rink Association from among their membership, are non-voting members of the Board of Directors.~~

C. Ex-officio and additional members of the Board of Directors may attend in-person meetings of the Board of Directors and, when present, may be accorded the privilege of speaking. Unless expressly invited, ex-officio and additional members of the Board of Directors may not participate in executive sessions of the Board of Directors.

Section 5 Honorary Members. An honorary member of the Board of Directors is a person elected as such by a two-thirds vote of the Board of Directors present in person at a meeting for such term as the Board of Directors may specify in said vote.

A. Honorary members of the Board of Directors have no vote therein;

B. However, they may serve, if elected or appointed, in any office or position in U.S. Figure Skating and exercise all voting and other rights pertaining to such office or position.

C. Honorary members of the Board of Directors may attend in-person meetings of the Board of Directors and, when present, may be accorded the privilege of speaking. Unless expressly invited, honorary members of the Board of Directors may not participate in executive sessions of the Board of Directors.

Section 6 Representatives from other Figure Skating Sports Organizations. U.S. Figure Skating will provide for reasonable direct representation on its Board of Directors for any sports organization which, in the sport for which recognition is sought:

- A. Conducts, on a level of proficiency appropriate for the selection of eligible athletes to represent the United States in international amateur athletic competition, a national program, or regular national amateur athletic competition, and
- B. Ensures that such representation will reflect the nature, scope, quality, and strength of the programs and competitions of such amateur sports organization in relation to all other such programs and competitions in such sport in the United States.
- C. ~~Representatives from other figure skating sports organizations may attend in-person meetings of the Board of Directors and, when present, may be accorded the privilege of speaking, but will have no vote.⁸~~

Section 7 Attendance by Permanent Committee Chairs. The chairs of the permanent committees specified in Article XVI of these bylaws may attend in-person meetings of the Board of Directors and, if present, may be accorded the privilege of speaking but will have no vote.

Section 8 Chair of the Board. The president will act as the chair of the Board of Directors.

Section 9 Voting Rights. Voting members of the Board of Directors are entitled to only one vote on the board, ~~even though they may be members in more than one of the classes of voting members constituting the Board of Directors.²~~

Section 10 Reports of Action. All actions of the Board of Directors will be reported to the Governing Council not later than the next ensuing meeting of said council and will be subject to alteration or cancellation by the Governing Council, provided that no rights or acts of third parties are adversely affected thereby.

⁶The amendments to this Section 3 are effective for purposes of, and upon, the election of the Board of Directors at the annual 2022 Governing Council meeting.

⁷The amendments to this Section 4 are effective for purposes of, and upon, the election and composition of the Board of Directors at the annual 2022 Governing Council meeting.

⁸The amendment to this Section 6 is effective as of the close of the annual 2021 Governing Council meeting.

²The amendment to this Section 9 is effective upon the election of the Board of Directors at the annual 2022 Governing Council meeting.

Section 11 Nondiscrimination. Members of the Board of Directors will be selected without discrimination on the basis of race, color, religion, age, gender, gender identity, sexual orientation, national origin, or any other status protected by federal, state or local law, where applicable.

Section 12 Removal. Voting members of the Board of Directors may be removed as follows:

- A. *Officers.* Officers may be removed in the manner set forth in Article X, Section 76, of these bylaws.¹⁰
- B. *Athlete Members.* An athlete member of the Board of Directors may be removed at any time for cause by a two-thirds vote of the Athletes Advisory Committee (excluding the vote of the affected athlete); provided that:
 - (i) Due notice of the meeting of the Athletes Advisory Committee (or of the proposal that the Athletes Advisory Committee take action without a meeting) has been given to the affected athlete; and
 - (ii) The affected athlete is afforded a fair opportunity to be heard by or to submit a written statement to the Athletes Advisory Committee prior to action by the Athletes Advisory Committee.
- C. *Other Voting Members of the Board.* Members of the Board of Directors, other than described in paragraphs A and B of this Section 12, may be removed at any time for cause by a vote of two-thirds of the votes cast of the Governing Council delegates present in person or by proxy provided, however, that:
 - (i) Due notice of the meeting of the Governing Council (or of the proposal that the Governing Council take action without a meeting in accordance with the provisions of Article IX, Section 19, of these bylaws) has been given to the affected director and
 - (ii) The affected director is afforded a fair opportunity to be heard by or to submit a written statement to the Governing Council prior to action by the Governing Council.

Section 13 Vacancies.

- A. Any vacancy in athlete positions on the Board of Directors will be filled by a vote by the athletes in the same manner athletes are elected to serve on the Board of Directors.
- B. All vacancies occurring among the elected voting members of the Board of Directors, other than vacancies in athlete positions on the Board of Directors, will be filled by an affirmative vote of a majority of the remaining directors.
- C. A director elected to fill a vacancy will be elected for the unexpired term of their predecessor in office and may be elected thereafter to serve for the maximum number of terms allowed by these bylaws.

ARTICLE IX

Meetings of Governing Council and Board of Directors

Section 1 Annual Meeting of the Governing Council. The annual meeting of the Governing Council:

- A. Will be held during the months of April or May at the date, time and place selected and announced by the president with the approval of the Board of Directors not later than the preceding annual meeting of the Board of Directors.
- B. Is the annual meeting of the members for the purposes of the Colorado Revised Nonprofit Corporation Act as hereafter amended from time to time, and the corresponding provisions of any subsequent law.
- C. Will include a caucus of each of the three geographic sections of U.S. Figure Skating. A principal purpose of the caucus will be to elect the members of the Nominating Committee established in Article XV of these bylaws. Each caucus will be convened at the call of the member of the Board of Directors designated by the president, appropriate sectional vice president, or that sectional vice president's designee.¹¹ The caucus will precede the convening of the Governing Council at a time specified in the notice of the annual meeting of the Governing Council.

Section 2 Special Meetings of the Governing Council. Special meetings of the Governing Council may be called at any time:

- A. Upon the written request of 10 percent of the full member clubs,
- B. At the request of the president,
- C. At the request of a majority of the delegates to the Governing Council or
- D. At the request of a majority of the Board of Directors.

Section 3 Announcements and Notices of Meetings of the Governing Council.

- A. An announcement of the date and place of each annual meeting will be posted on the U.S. Figure Skating website no fewer than four months prior to the date of the meeting. Once posted, an email will be sent to all member clubs, collegiate clubs, school-affiliated members, honorary members, individual members, athlete delegates, committee chairs and to all members of the Board of Directors informing them that the information is available and of its location.
- B. Notice of meetings of the Governing Council will be posted on the Members Only site no fewer than 20 days or more than 60 days before the date of the meeting.
- C. The notices of meetings of the Governing Council will state:
 - (i) The date, time and place of the meeting,
 - (ii) The general character of the business proposed to be transacted, and
 - (iii) A description of any matter for which approval of members is sought.
- D. The exact wording of any proposed action need not be stated, except that the specific text of any proposed amendments to these bylaws must be stated, and the names and locations of all clubs to be proposed for provisional and full club membership will be stated.

¹⁰ The amendment to this Section 12 is effective upon the election of the Board of Directors at the annual 2022 Governing Council meeting.

¹¹ The amendment to this Section 1 (C) is effective upon the election of the Board of Directors at the annual 2022 Governing Council meeting.

Section 4 *Presiding Officer of the Governing Council.* The president, or in the president's absence, inability or refusal to attend, the vice president, ~~in their order~~, will preside at all meetings of the Governing Council.¹²

Section 5 *Quorum of the Governing Council.* Delegates or proxies representing no fewer than 10 percent of the votes entitled to be cast will constitute a quorum of the Governing Council.

Section 6 *Proxies in the Governing Council.* Proxies may be exercised only at duly called meetings of the Governing Council and may be voted only on matters stated in the notice of the meeting.

A. Full Member Clubs:

- (i) May give a proxy for any one or more of their delegates in the event any such delegate does not attend a meeting in person.
- (ii) The person receiving the proxy must meet the same qualifications required of delegates, except that the proxy holder does not need to be a member of the same club as the delegate from whom they received the proxy.

B. Individual Member Delegates:

- (i) May give a proxy for their vote in the event any such delegate does not attend a meeting in person.
- (ii) The person receiving the proxy must possess the same qualifications required of delegates. A delegate giving a proxy may only give their proxy to another individual member delegate from their same section; however, if no such individual member delegate is available, the proxy may be given to another individual member delegate from another section.

C. Athlete Delegates:

- (i) Athlete delegates may give a proxy to another athlete delegate for any one or more of their votes in the event any such delegate does not attend a meeting in person.

Section 7 *Voting in the Governing Council.*

A. Voting in the Governing Council will be as provided in Article VII, Section 7, of these bylaws.

B. The president or a the vice president acting in the president's stead (in addition to any vote or votes the president may have as a delegate or under a proxy or proxies) may vote to decide a tie.¹³

Section 8 *Voting Requirements in the Governing Council.* The affirmative vote of a majority of the votes cast of the Governing Council present in person or by proxy is necessary for the taking of any action in the Governing Council, except in those cases in which a greater percentage is required by these bylaws or by law.

Section 9 *Annual Meeting of the Board of Directors.* The annual meeting of the Board of Directors is held during the months of October or November at the date, time and place selected and announced by the president with the approval of the board.

Section 10 *Regular Meetings of the Board of Directors.* In addition to the annual meeting of the Board of Directors, an in-person meeting of the board will be held in conjunction with the annual meeting of the Governing Council. The Board of Directors will hold up to 10 other regular meetings during the year, anticipated to be on a monthly basis, either by telephone conference call or in person as determined by the president.

Section 11 *Special Meetings of the Board of Directors:*

- A. Special meetings of the Board of Directors may be called upon the request of three members thereof or by the president.
- B. A special meeting must be preceded by at least two days' notice which states the date, time and place of the meeting but need not describe the purpose of the meeting.

Section 12 *Announcements and Notices of Meetings of the Board of Directors.*

- A. An announcement of the date and place of each annual meeting will be emailed to all members (including ex-officio and honorary members) of the Board of Directors at least two months prior to the date of the meeting.
- B. Notice of meetings of the Board of Directors will be emailed to all members (including ex-officio and honorary members) thereof:
 - (i) At least 20 days before the date of the meeting,
 - (ii) Stating the date, time and place of the meeting and the general character of the purposes of the meeting.

Section 13 *Presiding Officer of the Board of Directors.* The president, or in the president's absence, inability or refusal to act, the vice presidents ~~in their order~~, will preside at all meetings of the Board of Directors.¹⁴

Section 14 *Quorum in the Board of Directors.* The presence in person of no fewer than one-half of the voting members of the Board of Directors will be necessary to constitute a quorum.

Section 15 *Voting in the Board of Directors.* Voting in the Board of Directors will be as provided in Article VIII of these bylaws.

Section 16 *Voting Requirements in the Board of Directors.* If a quorum is present when a vote is taken, the affirmative vote of a majority of the Board of Directors present in person is necessary for the taking of any action by the Board of Directors, except in those instances in which a greater percentage is required by these bylaws or by law.

Section 17 *Rules of Order at Meetings of the Governing Council and the Board of Directors.* The rules contained in Robert's Rules of Order, Newly Revised, will govern all meetings of the Governing Council and the Board of Directors in all instances in which they are applicable and in which they are not inconsistent with these bylaws.

¹² The amendment to this Section 4 is effective upon the election of the Board of Directors at the annual 2022 Governing Council meeting.

¹³ The amendment to this Section 7 (B) is effective upon the election of the Board of Directors at the annual 2022 Governing Council meeting.

¹⁴ The amendment to this Section 13 is effective upon the election of the Board of Directors at the annual 2022 Governing Council meeting.

Section 18 *Telephonic Meetings by the Board of Directors.* The Board of Directors may permit any director to participate in a regular or special meeting thereof through the use of any means of communication by which all directors can hear each other during the meeting. A person participating in a meeting in this manner is deemed to be present in person at the meeting.

Section 19 *Action by the Governing Council Without a Meeting.* Between meetings, votes of the Governing Council may be taken by mail, email or other form of wire or wireless communication, and/or by facsimile at the direction of the president, if a written ballot is delivered by U.S. Figure Skating to every member entitled to vote on the matter.¹⁵

- A. The written ballot will set forth each proposed action and provide an opportunity to vote for or against the proposed action.
- B. Approval by written ballot will only be valid when:
 - (i) The number of votes cast by ballot equals the quorum required to be present at a meeting authorizing the action, and
 - (ii) The number of approvals equals or exceeds the number of votes that would be required to approve the matter at a meeting at which the total number of votes cast was the same as the number of votes cast by ballot.
- C. Any solicitation for votes by written ballot will:
 - (i) Indicate the number of responses necessary to meet the quorum requirements,
 - (ii) State the percentage of approvals necessary to approve each matter other than the election of directors,
 - (iii) Specify the time by which the ballot must be received by U.S. Figure Skating in order to be counted, and
 - (iv) Be accompanied by written information sufficient to permit each person voting to reach an informed decision.
- D. Written ballots may not be revoked.
- E. Notwithstanding the foregoing, any action required or permitted by these bylaws or other provision of law to be taken at a meeting of the Governing Council may be taken without a meeting:
 - (i) If a consent in writing, setting forth the action so taken, is signed by all of the members of the Governing Council entitled to vote with respect to the subject matter thereof.
 - (ii) To be effective action, all such signed written consents must be received by U.S. Figure Skating within 60 days after the date when U.S. Figure Skating receives the earliest dated writing describing and consenting to the action.

Section 20 *Action by the Board of Directors Without a Meeting.* Between meetings, votes of the Board of Directors may be taken at the direction of the president in the following manner:

- A. Such action without a meeting may be taken if notice (for purposes of this Section 20, the “Notice”) is transmitted in writing to each member of the Board of Directors and every member of the Board of Directors by the time stated in the Notice either:
 - (i) Votes in writing for such action or
 - (ii) Votes in writing against such action, abstains in writing from voting, or fails to respond or vote; and fails to demand in writing that action not be taken without a meeting.
- B. The Notice will state:
 - (i) The action to be taken;
 - (ii) The time by which a director must respond;
 - (iii) That failure to respond by the time stated in the Notice will have the same effect as:
 - (a) Abstaining in writing by the time stated in the Notice; and
 - (b) Failing to demand in writing by the time stated in the Notice that action not be taken without a meeting; and
 - (iv) Any other matters U.S. Figure Skating determines to be included in the Notice.
- C. Action is taken only if at the time stated in the Notice:
 - (i) The affirmative votes for such action equal or exceed the minimum number of votes that would be necessary to take such action at a meeting at which all of the directors then in office were present and voted; and
 - (ii) U.S. Figure Skating has not received a written demand by a director that such action not be taken without a meeting other than a demand that has been revoked pursuant to paragraph F of this Section 20.
- D. Any writing by a director under this Section 20 must be in a form sufficient to inform U.S. Figure Skating of the identity of the director, the vote, abstention, demand or revocation of the director, and the proposed action to which such vote, abstention, demand or revocation relates. All communications under this Section 20 may be transmitted or received by electronically transmitted facsimile, email or other form of wire or wireless communication.
- E. Actions taken will be effective at the end of the time stated in the Notice unless the Notice states a different effective date.
- F. Any director who in writing has voted, abstained, or demanded action not be taken without a meeting may revoke such vote, abstention or demand by a writing received by U.S. Figure Skating by the time stated in the Notice.
- G. Any director’s right to demand that action not be taken without a meeting is deemed to have been waived unless U.S. Figure Skating receives such demand from the director in writing by the time stated in the Notice and such demand has not been revoked pursuant to paragraph F of this Section 20.
- H. All action taken pursuant to this Section 20 has the same effect as action taken at a meeting of the directors. All writings made pursuant to this Section 20 will be filed with the minutes of the meetings of the Board of Directors.
- I. Notwithstanding the provisions of this Section 20, any action required or permitted by these bylaws or other provision of law to be taken at a meeting of the Board of Directors may be taken without a meeting if a consent in writing, setting forth the action so taken, is signed by all of the members of the Board of Directors entitled to vote with respect to the subject matter of the action taken.

Section 21 *Waiver of Notice.* Whenever any notice is required to be given by law, or under the provisions of the articles of incorporation or these bylaws, a waiver thereof in writing signed by the person or persons entitled to such notice, whether before or after the time stated therein, will be deemed equivalent to the giving of such notice.

¹⁵ The amendment to this Section 19 is effective as of the close of the annual 2021 Governing Council meeting.

ARTICLE X

Officers

Section 1 *Elected Officers.* The elected officers will be a president, ~~three~~ a vice presidents ~~(one from each of the three sections set forth in Article IV, Section 2, of these bylaws);~~ a secretary and a treasurer. The president is elected by the Governing Council as referred to in Article XV, Section 4, of these bylaws.¹⁶ The vice president, secretary, and treasurer are elected by the voting members of the Board of Directors from among those persons (other than the president), who are serving as elected members of the Board of Directors at the time of the election of such officers.¹⁷

¹⁸Section 2 *Terms.*

- A. The president will be elected to hold office for a term of ~~two~~ four years and may ~~not be elected to an additional consecutive term as president. hold office for no more than two consecutive terms. This term limitation will not apply to any service by such individual in any other capacity on the Board of Directors and will also not prevent such individual from serving as president in the future after such individual has departed the office of president for the term referred to in the first sentence of this paragraph A.~~
- B. The ~~three~~ vice presidents, the secretary and the treasurer will each be elected to hold office for a term of one year, ~~and may hold office for no more than four consecutive terms, except by a vote of two-thirds of the votes cast of the Governing Council delegates present in person or by proxy at the annual meeting of the Governing Council at which they are elected.~~

¹⁹Section 3 *Executive Director.* The executive director is:

- A. ~~E~~Selected by the Board of Directors, ~~and~~
- B. An ex-officio non-voting member of the Board of Directors.
- C. Responsible for and manages the day-to-day operations and activities of U.S. Figure Skating ~~headquarters and the publication of SKATING magazine and such other operations of U.S. Figure Skating responsibilities as may from time to time be assigned to the executive director by the Board of Directors or the president.~~

Section 4 *Establishment of Other Offices.* The ~~Governing Council~~ Board of Directors may establish such other offices and may appoint such honorary and other officers with such powers and duties as it may from time to time determine.²⁰

²¹Section 5 *Qualifications of Officers.* Each officer of U.S. Figure Skating must be:

- A. ~~At least 18 years of age;~~
- B. ~~A registered member of U.S. Figure Skating; and~~
- C. ~~Otherwise qualified to serve in accordance with the official rules of U.S. Figure Skating.~~

Section ~~56~~ *Officers of Other National Governing Bodies.* No officer will simultaneously serve as an officer of any other amateur sports organization which is recognized by the United States Olympic and Paralympic Committee as a national governing body.

Section ~~67~~ *Removal.* Any officer may be removed at any time for cause by a two-thirds vote of the Board of Directors (excluding the vote of the affected officer) provided:

- A. Due notice of the meeting of the board (or of the proposal that the Board of Directors take action without a meeting in accordance with the provisions of Article IX, Section 20, of these bylaws) has been given to the affected officer and
- B. The affected officer is afforded a fair opportunity to be heard by the board or to submit a written statement to the board prior to action by the Board of Directors.
- C. Such action by the Board of Directors will be final and binding and, therefore, will not be subject to action by the Governing Council as otherwise provided by Article VIII, Section 10, of these bylaws.

Section ~~78~~ *Vacancies.* All vacancies in the elected officer positions will be filled by an affirmative vote of a majority of the remaining directors. An officer elected to fill a vacancy will be elected for the unexpired term of such officer's predecessor in office and is eligible to be elected thereafter to serve for the maximum number of terms allowed by these bylaws.

ARTICLE XI

President

²²Section 1 *Duties.* The president:

- A. Presides at all meetings of the Governing Council and the Board of Directors;
- B. Serves as the chair of the Board of Directors and leads the Board of Directors in carrying out its governance, strategic, policy, and organizational oversight duties;

¹⁶ The amendments to the first two sentences of this Section 1 are effective for purposes of, and upon, the election of the Board of Directors at the annual 2022 Governing Council meeting.

¹⁷ The amendment to this sentence of this Section 1 is effective upon the election of the Board of Directors at the annual 2022 Governing Council meeting.

¹⁸ The amendments to this Section 2 are effective upon the election of the Board of Directors at the annual 2022 Governing Council meeting.

¹⁹ The amendments to paragraphs A and C of this Section 3 are effective as of the close of the annual 2021 Governing Council meeting. The amendment to paragraph B of this Section 3 is effective upon the election of the Board of Directors at the annual 2022 Governing Council meeting.

²⁰ The amendment to this Section 4 is effective as of the close of the annual 2021 Governing Council meeting.

²¹ The amendment to this Section 5, and the corresponding renumbering of the subsequent sections of this Article X is effective upon the election of the Board of Directors at the annual 2022 Governing Council meeting.

²² The amendments to this Section 1 are effective as of the close of the annual 2021 Governing Council meeting.

- C. Is the official spokesperson of U.S. Figure Skating, unless such capacity is delegated by the president or the Board of Directors to any other officer or representative of U.S. Figure Skating in any particular circumstance or set of circumstances;
- BD. Generally oversees and supervises the activities of the executive director U.S. Figure Skating and serves as the principal and regular point of contact for the executive director with the Board of Directors;
- CE. Signs all agreements and contracts made by U.S. Figure Skating where the amount of the financial commitment exceeds \$50,000;
- DE. Appoints:
- (i) The chairs of the permanent committees, with the exception of the Athletes Advisory Committee, the Audit Committee, and the Finance Committee, and the Strategic Planning Committee, as well as except for the chair of the Nominating Committee;²³
 - (ii) The representatives and delegates to the ISU, including the ISU representative/International Group coordinator, and such other organizations with which U.S. Figure Skating is affiliated;
- EG. Serves as U.S. Figure Skating's representative to the USOPC National Governing Bodies Council; and
- FH. Has the right to remove the chairs in paragraph (D)(i), subject to the provisions of Article XVI, Section 3 and Article XVIII, Section 1, of these bylaws, and the representatives in paragraph (D)(ii) with the concurrence of the Board of Directors, provided that such power does not extend to the appointment or removal of any officeholders elected by the Governing Council.

Section 2 Membership on Committees. The president is an ex-officio member of all committees except the Nominating Committee.

ARTICLE XII Vice Presidents²⁴

²⁵**Section 1 Duties.** The vice president:

- A. The vice presidents, in their order, w~~ill~~ perform the duties of the president in the president's absence, inability or refusal to act.
- B. Will perform such other duties as assigned by the president or the Board of Directors. With respect to the section in which each resides when elected, the vice presidents will be responsible for:
 - (i) ~~All matters relating to the advancement of figure skating in all its branches;~~
 - (ii) ~~The promotion of harmony among all of its members and member clubs;~~
 - (iii) ~~The solution of problems; and~~
 - (iv) ~~The carrying out of the government and purposes of U.S. Figure Skating in cooperation with its officers and committees.~~

ARTICLE XIII Secretary

Section 1 Duties. The secretary:

- A. Keeps or causes to be kept the records of U.S. Figure Skating and of all meetings of the Governing Council and the Board of Directors;
- B. Prepares or causes to be prepared minutes of all meetings of the Governing Council and the Board of Directors;
- C. Issues notices of all meetings of the Governing Council and the Board of Directors; and
- D. With the president, signs all agreements and contracts made by U.S. Figure Skating where the amount of the financial commitment exceeds \$50,000 and if so directed by the Governing Council or the Board of Directors.

ARTICLE XIV Treasurer

²⁶**Section 1 Duties.** The treasurer:

- A. Serves as chair of the Finance Committee;
- B. Along with the Finance Committee, H~~as~~ responsibility for ~~general control and supervision and oversight~~ of the finances of U.S. Figure Skating, including the examination of the books, accounts and records of all officers, committees and persons who handle any of the financial affairs of U.S. Figure Skating;
- C. Will cause to be prepared an annual itemized budget for submission to each annual meeting of the Governing Council;
- D. ~~Supervises and regulates the carrying out of~~ Is responsible for overseeing that the such budget as adopted by the Governing Council is carried out.
- E. Will cause to be kept full and correct accounts of the receipts and expenditures and of the property of U.S. Figure Skating in books belonging to U.S. Figure Skating.
- F. Will cause to be deposited all monies received in the name and to the credit of U.S. Figure Skating in such depositories as the treasurer or the Board of Directors may designate from time to time;
- G. Will disburse or cause to be disbursed the funds of U.S. Figure Skating;

²³ The amendment to this subparagraph (i) creates conformance with a similar provision in Article XVIII, Section 1 (C).

²⁴ The amendment to the title of this Article XII is effective upon the election of the Board of Directors at the annual 2022 Governing Council meeting.

²⁵ The amendments to this Section 1 are effective upon the election of the Board of Directors at the annual 2022 Governing Council meeting.

²⁶ The amendments to this Section 1 are effective as of the close of the annual 2021 Governing Council meeting.

- H. With the approval of the Board of Directors, has authority to invest and reinvest funds and to sell, exchange, assign and transfer securities and other investment assets belonging to U.S. Figure Skating;
- I. Renders to the president, the Governing Council, and the Board of Directors, whenever requested by any of them, an account of all the transactions as treasurer; and
- J. Presents a full financial report each year to the annual meeting of the Governing Council.

ARTICLE XV

Nominations and Elections of Officers and Board of Directors²⁷

Section 1 Nominating Committee.

A. Each year a ~~12~~nine-member Nominating Committee will be established, comprised as follows consisting of:²⁸

~~A. (i) Nine Three~~ registered members, ~~none of whom represent the same region~~, consisting of:

~~(ia) Three One~~ members ~~(one from the Midwestern each sSection)~~ elected in odd numbered years by the Governing Council full member club delegates and individual member delegates from that section to serve a two-year terms. This member must maintain their primary residence in this section and, if a club member, must be a home club member of a club within this section.; ~~and~~

~~(iib) Six Two~~ members, ~~(two one from each of the Eastern and Pacific Coast Ssections.)~~ elected in even numbered years by the Governing Council full member club delegates and individual member delegates from ~~that those~~ respective sections to serve two-year terms. These members must each maintain their primary residence in these respective sections and, if a club member, must be a home club member of a club within these respective sections.

~~(iiic) Elections will be conducted as set forth in rules NCR 2.00-2.03.~~

~~B. (ii) Three~~ registered athlete members who satisfy the criteria for athlete representation on U.S. Figure Skating committees set forth in Article XVIII, Section 1 (~~GF~~), of these bylaws, ~~each representing a different section~~, will be elected by the Athletes Advisory Committee to serve ~~one~~ two-year staggered terms.

~~(iii) After the Nominating Committee members specified in subparagraphs (i) and (ii) of this paragraph A have been elected,~~ the Board of Directors will, prior to June 1, appoint three additional registered members to the Nominating Committee to serve two-year staggered terms. At least one of such appointees must be a current member of the Board of Directors who is not seeking or eligible for an additional term of service on the Board of Directors.

~~EB.~~ Only athlete members may serve consecutive terms on the Nominating Committee.

~~EC.~~ Members of the Nominating Committee are ineligible to be nominated or elected for any office, or to be recommended, appointed or elected as a permanent committee chair while they are serving as a member of the Nominating Committee.

~~ED.~~ The Nominating Committee will elect one of its members to act as the chair of the committee.

~~FE.~~ All members of the Nominating Committee will hold office ~~from the conclusion of the annual meeting of the Governing Council at which they are elected~~ for the terms specified in paragraph A of this Section 1, beginning on June 1 following their election or appointment and until their respective successors are elected or appointed and assume office.

²⁷ The amendment to the title of this Article XV is effective upon the election of the Board of Directors at the annual 2022 Governing Council meeting.

²⁸ For purposes of composing the Nominating Committee for 2021-22, and in order to initiate the staggering of terms of service on the Nominating Committee, as referred to in subsections (i), (ii) and (iii) of this Section 1 (A), the following will occur to fill positions on the Nominating Committee:

1. Notwithstanding the provisions of subsection (i) of this Section 1 (A), no new members of the Nominating Committee will be elected by the respective sections to serve for 2021-22 as otherwise contemplated by subsection (i) of this Section 1 (A). Rather, the six members of the existing Nominating Committee who were elected for two-year terms at the 2020 Governing Council meeting will continue to serve for one additional year.
2. Notwithstanding the provisions of subsection (ii) of this Section 1 (A), the Athletes Advisory Committee will elect three athlete representatives to the Nominating Committee, each from a different section, to serve for a term of one year (2021-22).
3. The Board of Directors will convene as soon as possible after these bylaws are adopted and appoint one of the board-appointed members to the Nominating Committee to serve for a term of one year (2021-2022) and two of the board-appointed members to the Nominating Committee to serve for a term of two years (2021-2023).

As a result of these provisions, the Nominating Committee for 2021-22 will consist of 12 persons rather than nine persons.

At or in conjunction with the annual 2022 Governing Council meeting:

A. A caucus of the delegates from each section will be convened, at which the Eastern Section will elect its member to the Nominating Committee to serve for a term of two years (2022-2024), the Pacific Coast Section will elect its member to the Nominating Committee to serve for a term of two years (2022-2024), and the Midwestern Section will elect its member to the Nominating Committee to serve for a term of one year (2022-2023).

B. The positions on the Nominating Committee that were elected and appointed by the athletes and the Board of Directors in conjunction with the 2021 Governing Council meeting for a term of one year are up for election again for regular two-year terms, and the persons who filled such positions by election at the 2021 Governing Council meeting may be re-elected to those two-year terms. However, with respect to election of the athlete representatives, the Athletes Advisory Committee will elect two athlete representatives to the Nominating Committee to serve for a term of one year (2022-2023) and one athlete representative to the Nominating Committee to serve for a term of two years (2022-2024).

As a result of these provisions, all requirements of Section 1 (A) of Article XV will be in full effect and fully implemented, and the Nominating Committee for 2022-2023 and thereafter will consist of nine persons.

²⁹**Section 2 Nominations, ~~for Officers and Directors.~~** The Nominating Committee:

- A. Presents to the annual meeting of the Governing Council in the immediately following year the names of the qualified persons nominated by it for ~~officers~~ the president and for such number of additional voting members of the Board of Directors as are to be elected pursuant to provisions of Section 4 (A) of this ~~a~~Article XV. The persons nominated by the Nominating Committee must include at least one individual from each section of U.S. Figure Skating (other than the person nominated for president and the persons nominated for the independent director positions on the Board of Directors) and at least two individuals for the independent director positions on the Board of Directors who meet the criteria for independence described in Article VIII, Section 2 (C) of these bylaws. In making its nominations, the Nominating Committee should also take into consideration individuals who:
 - (i) Have variety of experience in figure skating, including coaching, officiating, club leadership, and U.S. Figure Skating leadership.
 - (ii) Have a variety of professional skills.
 - (iii) Are reflective of diversity and inclusivity.
- B. Present to the annual meeting of the Governing Council the names of persons nominated by it for the positions of Administrative/Legal Group coordinator, Athlete Services Group coordinator, Membership Development Group coordinator, and Technical and Officials Group coordinator. Designates one of the nominees for vice president as first vice president, one as second vice president and one as third vice president.
- C. Receives from the Athletes Advisory Committee the names of the athletes elected in accordance with the provisions of ~~Article XV~~, Section 4 (B) of this Article XV, for presentation to the Governing Council.
- D. Submits a report to be included in the written notice of meetings of the Governing Council as described in Article IX, Section 3, of these bylaws.

Section 3 Other Nominations. Other nominations for such offices and for the Board of Directors may be made in accordance with the procedures set forth in the Nominating Committee Rules.

³⁰**Section 4 Elections.**

- A. The Governing Council, by majority vote of the votes cast of the Governing Council delegates present in person or by proxy, elects:
 - (i) A president, three vice presidents, a secretary and a treasurer to hold office for a term specified in Article X, Section 2, of these bylaws, commencing upon the conclusion of the meeting at which elected or until their respective successors are is elected and assumes office; and
 - (ii) Such number of additional voting members of the Board of Directors as are to be elected pursuant to the provisions in Article VIII, Section 2, of these bylaws for a term specified in Article VIII, Section 3, of these bylaws, commencing upon the conclusion of the meeting at which elected or until their respective successors are elected and assume office; and
 - (iii) The four non-voting group coordinator members of the Board of Directors: Administrative/Legal, Athlete Services, Membership Development, and Technical and Officials, who each serve a term of two years and may serve a maximum of four consecutive terms as such group coordinator.
- B. The Athletes Advisory Committee elects four five athlete voting members of the Board of Directors, one representing each discipline of ice dance, pairs, singles and synchronized skating pursuant to the provisions of Article VIII, Sections 2, and 4 (B); of these bylaws for a term specified in Article VIII, Section 3, of these bylaws, of one year commencing upon the conclusion of the meeting of the Governing Council at which elections under paragraph A of this Section 4 occur, or until their respective successors are elected and assume office. From the four elected members, three will be voting members and one will be non-voting. The elected chair of the Athletes Advisory Committee and U.S. Figure Skating's athlete representative to the USOPC Athletes Advisory Council will always be a included in the five athlete voting members of the Board of Directors. From the remaining three athlete board members, the non-voting member will rotate annually among the disciplines in alphabetical order.

²⁹ The amendments to this Section 2 are effective for purposes of, and upon, the election of the Board of Directors at the annual 2022 Governing Council meeting.

³⁰ The amendments to this Section 4 are effective for purposes of, and upon, the election of the Board of Directors at the annual 2022 Governing Council meeting.

ARTICLE XVI

Committees

Section 1 *Permanent Committees.* U.S. Figure Skating has the following permanent committees:

- | | |
|--|--|
| 1. Adult Skating | 14. International Officials |
| 2. Athletes Advisory | 15. Membership |
| 3. Audit | 16. Memorial Fund |
| 4. Coaches | 17. Officials Training |
| 5. Compensation | 18. Pairs Development and Technical |
| 6. Competitions | 19. Programs and New Program Development |
| 7. Dance Development and Technical | 20. Rules |
| 8. Domestic Officials Recruitment and Management | 21. <u>SkateSafeSM</u> |
| 9. Domestic Selections | 22. Singles Development and Technical |
| 10. Ethics | 23. Sports Sciences and Medicine |
| 11. Finance | 24. Strategic Planning |
| 12. Grievance | 25. Synchronized Development and Technical |
| 13. International | 26. Tests |

³¹Section 2 *Committee Groups.* ~~The following U.S. Figure Skating~~ committees are organized into five committee groups:

Group 1: Athlete Services: ~~Athletes Advisory~~, Coaches, Dance Development and Technical, Memorial Fund, Pairs Development and Technical, Singles Development and Technical, Sports Sciences and Medicine, and Synchronized Development and Technical.

Group 2: Membership Development: Adult Skating, Membership, and Programs and New Program Development.

Group 3: Technical and Officials: Competitions, Domestic Officials Recruitment and Management, Domestic Selections, Officials Training and Tests.

Group 4: Administrative/Legal: ~~Audit, Compensation, Ethics, Finance, Grievance, Rules, and SkateSafeSM, and Strategic Planning.~~

Group 5: International: International and International Officials.

Coordinators of Groups 1-4 are nominated by the Nominating Committee and presented to the Governing Council for election. Upon election, these group coordinators will serve as ex-officio non-voting members of the Board of Directors.³² The activities of the committees in each committee group will be coordinated and overseen by their respective group coordinator.

The ISU representative will serve as coordinator of Group 5, while remaining an ex-officio non-voting member of the Board of Directors.

³³Section 3 *Reporting by Other Committees.* The Athletes Advisory Committee, Audit Committee, Compensation Committee, Finance Committee, and Strategic Planning Committee, as well as the Nominating Committee, are not a part of the committee groups and report directly to the Board of Directors.

³⁴Section 4 *Special and Ad Hoc Committees.* The president, with the concurrence of the Board of Directors, may from time to time designate and appoint or abolish special and ad hoc committees and chairs thereof and special offices and officers, each with such duties as may be determined from time to time by the Board of Directors, or by the president with the concurrence of the Board of Directors. The chairs of special and ad hoc committees and any officers appointed pursuant to this section may, upon the invitation of the president, attend meetings of the Board of Directors and, when present, may be accorded the privilege of speaking.

Section 5 *Designated Committees.* For purposes of determining athlete representation on committees of U.S. Figure Skating, the following committees are “designated committees”: Athletes Advisory Committee, Audit Committee, Ethics Committee, Finance Committee, Grievance Committee, International Committee, International Officials Committee, and Nominating Committee.³⁵

ARTICLE XVII

Duties and Jurisdiction of Permanent Committees and the Nominating Committee

Section 1 *Jurisdiction of Committees.* Each permanent committee, subject to the provisions of the official rules of U.S. Figure Skating and to the control of the Board of Directors, and the Nominating Committee, has jurisdiction of all matters as defined in the committee rules of such committee.

Section 2 *Enforcement of Official Rules.* Each permanent committee and the Nominating Committee has the duty and power of enforcing and carrying out the official rules which relate to the matters within its jurisdiction.

³¹ The amendments to this Section 2 are effective as of the close of the annual 2021 Governing Council meeting, except as noted in footnote 32.

³² This sentence of Section 2 is effective for purposes of, and upon, the election of the Board of Directors at the annual 2022 Governing Council meeting.

³³ The amendment to this Section 3 is effective as of the close of the annual 2021 Governing Council meeting.

³⁴ The amendment to this Section 4 is effective as of the close of the annual 2021 Governing Council meeting.

³⁵ The amendments to this Section 5 are effective as of the close of the annual 2022 Governing Council meeting.

Section 3 Formulation of Rules. Each permanent committee and the Nominating Committee has the duty of formulating rules for the matters within its jurisdiction and of keeping said rules current and up to date. Any rule changes so formulated will be submitted to the Board of Directors for action, and no rules or changes will be effective until approved and published as provided in Article XX of these bylaws.

Section 4 Reports of Action. All actions of all committees will be reported to the Board of Directors and to the Governing Council at the next ensuing meetings thereof and are subject to alteration or cancellation by the Board of Directors or by the Governing Council, provided that no rights or acts of third parties will be adversely affected thereby.

ARTICLE XVIII

Composition of Permanent Committees and Designated Committees³⁶

Section 1 General Provisions.³⁷

- A. Each permanent committee will consist of no fewer than nine voting members, with the exception of the Audit Committee, the Compensation Committee, the Finance Committee, the Grievance Committee and the Strategic Planning Committee, which will be of such size as specified in Section 2 of this Article XVIII.
- B. ~~The members insofar as practical, and subject to committee composition requirements specified elsewhere in these bylaws, members of committees will be appointed based on the skill set and experience needed, reflect geographical representation, and be reflective of diversity and inclusivity will be evenly divided among the three sections.~~
- C. Chairs of permanent committees, except the Athletes Advisory Committee, the Audit Committee, the Compensation Committee, the Finance Committee and the Strategic Planning Committee, as well as except for the chair of the Nominating Committee, will be appointed annually by the president upon the recommendation of the Nominating Committee. Each chair will hold office for one year from the conclusion of the annual meeting of the Governing Council or until their respective successors are appointed and assume office. With the exception of the chair of the Finance Committee, the chair of a permanent committee may be removed by the president with the concurrence of the Board of Directors.
- D. With the exception of athlete members, the members of permanent committees, other than the Audit Committee, Compensation Committee, Finance Committee, Grievance Committee and Strategic Planning Committee, will be appointed annually by their chairs to hold office for one year or until their successors are appointed and assume office. Members may be removed from a committee by the chair of the applicable committee with the concurrence of the president.
- E. Athlete members of permanent committees will be elected or appointed annually as outlined below to hold office for one year (with the exception of the Grievance Committee, which has three-year terms of service) or until their successors are appointed and assume office. Athlete members may be removed from a committee by the chair of the applicable committee with the concurrence of the president and the chair of the Athletes Advisory Committee.
 - (i) Members of the Athletes Advisory Committee will be elected annually following the procedures in rule AACR 1.11.
 - (ii) Athlete members of the Audit Committee, Compensation Committee, Ethics Committee, Finance Committee, Grievance Committee, International Committee and International Officials Committee will be elected annually by the members of the Athletes Advisory Committee.
 - (iii) Athlete members of the Strategic Planning Committee will be appointed annually according to Section 2 (E) of this Article XVIII.
 - (iv) Athlete members of all other permanent committees will be appointed by their chairs and approved annually by the chair and discipline vice chairs of the Athletes Advisory Committee.
- F. The chairs and all members of permanent committees must be:
 - (i) At least 18 years of age,
 - (ii) A registered member in good standing of U.S. Figure Skating, and
 - (iii) Otherwise qualified to serve in accordance with the official rules of U.S. Figure Skating.
- G. Athlete Representation.³⁸
 - (i) Athlete representatives will equal at least 20 33.3 percent of all designated committees, as defined in Article XVI, Section 5, of these bylaws. Except for the Athletes Advisory Committee (all members of which must be 10 Year Athlete Representatives as defined in Article XXII of these bylaws), at least half of such athlete representatives will be 10 Year Athlete Representatives and the remaining athlete representatives will be either 10 Year Athlete Representatives or 10 Year+ Athlete Representatives, as defined in Article XXII of these bylaws.
 - (ii) Actively Engaged Athletes Representatives, as defined in Article XXII of these bylaws, will equal at least 33.3 percent of all other committees, subcommittees, task forces and all other types of legislative bodies, whether permanent, special, ad hoc or otherwise, will consist of individuals who are athletes as defined in Article XXII.
 - (iii) Athlete members must be elected or approved by the Athletes Advisory Committee as provided for in applicable U.S. Figure Skating bylaws and rules.
- H. Ex-officio Members. Unless a bylaw or official rule provides otherwise, ex-officio members are non-voting members and may vote but are not counted in determining the number required for a quorum or whether a quorum is present at a meeting.

³⁶ The amendment to the title of Article XVIII is effective as of the close of the annual 2022 Governing Council meeting.

³⁷ The amendments to this Section 1, other than paragraph G of this Section 1, are effective as of the close of the annual 2021 Governing Council meeting.

³⁸ The amendments to this Paragraph G are effective as of the close of the annual 2022 Governing Council meeting.

³⁹**Section 2 Specific Committee Provisions.** The following committees will be composed as indicated, and all members of such committees will hold office for one year from the conclusion of the annual meeting of the Governing Council for that year or until their respective successors are appointed and assume office.

- A. The *Audit Committee* consists of at least three and not more than five members, a majority of whom are not members of the Board of Directors. The president appoints the members with the approval of the Board of Directors. Each member must:
 - (i) Be free of any material relationship that would interfere with the exercise of their independent judgment and
 - (ii) Meet any other requirements for independence, expertise or qualifications set forth in the Audit Committee Rules or policies and procedures established by and for the Audit Committee.
 - (iii) The members of the Audit Committee designate the chair of the committee.
- B. The *Compensation Committee* consists of at least three and not more than five members, all of whom are members of the Board of Directors. The president appoints the members, with the approval of the Board of Directors. Each member must:
 - (i) Be free of any material relationship that would interfere with the exercise of their independent judgment; and
 - (ii) Meet any qualifications set forth in the Compensation Committee Rules or policies and procedures established by and for the Compensation Committee.
 - (iii) The president will appoint the chair of the Compensation Committee.
- C. The *Finance Committee* consists of:
 - (i) The treasurer, who serves as chair of the committee;
 - (ii) The immediate past treasurer;
 - (iii) ~~Six~~ Five members appointed by the chair for their financial business experience; and
 - (iv) ~~Three~~ Four athlete members with financial business experience elected by the Athletes Advisory Committee.
 - (v) The executive director, the chair of the Strategic Planning Committee, and the controller of U.S. Figure Skating will be ex-officio members of the Finance Committee.
- D. The *Grievance Committee* ~~will~~ constitutes the member pool from which at least two-thirds of the members of any Hearing Panel will be drawn. ~~Each year one-third of the committee will be appointed for a three-year term. The committee consists of:~~
 - ~~(i) A chair annually appointed by the president upon the recommendation of the Nominating Committee, and~~
 - ~~(ii) 34 The committee consists of 15 members appointed for three-year terms as follows:~~
 - ~~(a) Three U.S. Figure Skating members from each region section appointed by the appropriate sectional vice president Administrative/Legal Group coordinator with concurrence of the president, and~~
 - ~~(b) Seven~~ Five athletes as defined in Article XXH elected by the Athletes Advisory Committee (herein called “Athlete Members of the Grievance Committee”); and
 - ~~(c) A chair appointed by the president upon the recommendation of the Nominating Committee.~~
 - (ii) Each year one-third of the committee will be appointed in order to create staggered terms of service for committee members.
- E. The *Strategic Planning Committee* consists of 12 members:
 - (i) The president (or their designee), the executive director (or their designee), ~~the three vice presidents, and~~ the chair of the Athlete Advisory Committee, ~~and one coaching representative of the Board of Directors, appointed by the president.~~
 - (ii) ~~An~~ Two additional athlete members of the Board of Directors, appointed by the chair of the Athletes Advisory Committee (in addition to the chair of the Athletes Advisory Committee).
 - (iii) Three members appointed by and from the Board of Directors.
 - ~~(iv) Four additional members, including one athlete, will be appointed by the Board of Directors majority vote of the vice presidents, for their experience in issues relevant to the current environment.~~
 - (iv) The members of the Strategic Planning Committee designate the chair of the committee.

ARTICLE XIX

U.S. Figure Skating Memorial Fund

Section 1 Establishment of Fund. There is hereby established within U.S. Figure Skating a special fund which may be referred to as the “U.S. Figure Skating Memorial Fund.”

- A. Pursuant to its Articles of Incorporation dated Jan. 14, 2000, the U.S. Figure Skating Foundation has the responsibility for management and investment of the U.S. Figure Skating Memorial Fund, which is held as a special and separate fund within the U.S. Figure Skating Foundation.
- B. The fund is to be promoted by the activities of the Memorial Fund Committee described in the Memorial Fund Committee Rules.

Section 2 Purpose of Fund. The primary purpose of the U.S. Figure Skating Memorial Fund is to memorialize in a manner that would be of assistance to future aspiring figure skaters the 1961 United States World Figure Skating Team, coaches and officials who lost their lives in the tragic crash of their airplane near Brussels, Belgium, on Feb. 15, 1961, while en route to the World Championships in Prague, Czechoslovakia.

³⁹ The amendments to this Section 2 are effective as of the close of the annual 2022 Governing Council meeting.

Section 3 Receipt of Property.

- A. U.S. Figure Skating will receive, accept, take, hold, deal with, disburse and dispose of all property given, transferred, conveyed, devised or bequeathed to the U.S. Figure Skating Memorial Fund only in the manner hereinafter authorized and only for the objects, purposes and uses specified in Article II of these bylaws.
- B. Contributions to the U.S. Figure Skating Memorial Fund may be received:
 - (i) In the memory of a specific person;
 - (ii) As an unrestricted gift; or
 - (iii) As a restricted gift, subject to IRS rules and regulations, for the use and benefit of such worthy skaters as U.S. Figure Skating member club or clubs specified by the donor may from time to time select through action of their governing boards. However, restricted gifts may be subject to a 10 percent contribution to the general funds of U.S. Figure Skating to cover administrative costs and to promote the general purposes of the U.S. Figure Skating Memorial Fund.

Section 4 Memorial Fund Scholarships. The Memorial Fund Committee may award scholarships to assist deserving figure skaters who are in need of financial assistance in order to continue their achievement in competitive figure skating and/or to obtain a college or university education:

- A. By paying to or for the benefit of such skaters the cost of all or any part of the expenses incurred for coaching, ice time, travel to qualifying competitions, skates, competition skating attire and the like, and/or tuition, board and lodging while attending the colleges or universities of their choice.
- B. Race, color, religion, age, gender, gender identity, sexual orientation, national origin, or any other status protected by federal, state or local law, where applicable, will not be considered in the selection of recipients for such awards.

Section 5 Applications Procedures.

- A. The U.S. Figure Skating Memorial Fund Committee will establish procedures, rules and regulations governing the receipt and review of applications for academic and skating scholarships and the designation of those applicants who are to receive such scholarships in order to ensure that the scholarships are properly granted and used.
- B. The Memorial Fund Committee may establish such criteria and eligibility standards and adopt such application forms and reports to aid them in determining those applicants who are promising and deserving recipients of awards of scholarships, in allocating the same from the funds available for such purposes and ensuring that such awards are properly made and used consistent with this article.

Section 6 Internal Procedures and Accounting.

- A. U.S. Figure Skating will adopt and employ such internal administrative procedures and accounting methods as may be necessary and appropriate to carry out the goals and objectives of Section 4 and Section 5 of this Article XIX.
- B. Such procedures and methods include:
 - (i) The creation and use of banking and investment accounts for the U.S. Figure Skating Memorial Fund separate from those of U.S. Figure Skating, and
 - (ii) Other means sufficient to prevent the commingling of the funds and property of the U.S. Figure Skating Memorial Fund with the general funds and property of U.S. Figure Skating.

ARTICLE XX Official Rules

Section 1 Rules and Regulations.

- A. The Governing Council, and in the intervals between meetings of the Governing Council, the Board of Directors may adopt, publish, enforce and change rules and regulations consistent with the provisions of these bylaws for the regulation and carrying out of the purposes, government and management of the affairs of U.S. Figure Skating.
- B. Such rules and regulations entitled "Official Rules of U.S. Figure Skating":
 - (i) May be adopted by either body on its own motion or as a result of reports of one or more of the committees specified in Article XVI, Sections 1 and 4 of these bylaws; and
 - (ii) Are published in such manner and become effective at such time as is provided in Section 3 of this Article XX.
- C. In the absence of such rules and regulations, the powers and duties of carrying out the purposes, government and management of the affairs of U.S. Figure Skating remain vested in the Governing Council and Board of Directors as herein provided.

Section 2 Publication of Rulebook, Contents. U.S. Figure Skating will publish each year, by July 1, an annual rulebook containing the bylaws, the official rules of U.S. Figure Skating and such other matters as may from time to time be determined by the Board of Directors.

Section 3 Effectiveness. Such rules and regulations or any amendments thereto become effective on July 1 each year or upon such specific date as may otherwise be stated in the motion of adoption thereof.

ARTICLE XXI

Prerequisites to Participation in U.S. Figure Skating Activities

- A. Any person who is a member in good standing of a member club, collegiate club or an honorary or individual member and is registered with U.S. Figure Skating and is otherwise eligible to do so in accordance with the official rules of U.S. Figure Skating has the opportunity to participate in the activities of U.S. Figure Skating, including but not limited to:
 - (i) The opportunity to compete in competitions, take tests and participate in ice shows and exhibitions sponsored by U.S. Figure Skating; and
 - (ii) The opportunity to serve as an officer, a director or committee member or as an official in figure skating.
- B. U.S. Figure Skating does not discriminate on the basis of race, color, religion, age, gender, gender identity, sexual orientation, national origin, or any other status protected by federal, state or local law, where applicable.

- C. As a condition of membership in U.S. Figure Skating and a condition for participation in any competition or event sanctioned by U.S. Figure Skating or its member clubs, each member and each athlete, coach, team staff, official and any other person who participates in U.S. Figure Skating or U.S. Figure Skating events (whether or not a U.S. Figure Skating member), agrees to comply with and be bound by the rules, policies and procedures of the U.S. Center for SafeSport and agrees to submit, without reservation or condition, to the jurisdiction of the U.S. Center for SafeSport for the resolution of any alleged violations of those rules, policies and procedures, as may be amended from time to time. To the extent any U.S. Figure Skating rule is inconsistent with the rules of the U.S. Center for SafeSport, such rule is superseded.
- D. It is the duty of all athletes, athlete support personnel and other persons (as those terms are defined in the World-Anti Doping Code), by virtue of their participation in an event or competition organized or sanctioned by U.S. Figure Skating, participation on a national team, participation in the Olympic or Youth Olympic Games, utilization of a USOPC Training Center, receipt of benefits from the USOPC or U.S. Figure Skating, inclusion in the Registered Testing Pool, or otherwise subject to the World Anti-Doping Code to comply with all anti-doping rules of the World Anti-Doping Agency (WADA), the International Skating Union (ISU), the USOPC, including the USOPC National Anti-Doping Policy, and of the U.S. Anti-Doping Agency (USADA), including the USADA Protocol for Olympic and Paralympic Movement Testing (USADA Protocol) and all other policies and rules adopted by WADA, U.S. Figure Skating, the USOPC and USADA. If it is determined that an athlete, athlete support personnel, or other person may have committed a doping violation, the individual agrees to submit to the results management authority and processes of USADA, including arbitration under the USADA Protocol, or to the results management authority of U.S. Figure Skating, if applicable or referred by USADA. In addition, athletes agree to submit to drug testing by U.S. Figure Skating and/or USADA or their designees at any time and understand that the use of methods or substances prohibited by the applicable anti-doping rules make them subject to penalties including, but not limited to, disqualification and suspension.

ARTICLE XXII

Definitions of Athlete⁴⁰

⁴⁰Section 1 Definitions of Athlete. For all purposes set forth in these bylaws or the official rules of U.S. Figure Skating, an athlete is defined as a member meeting the prerequisites of Article XXI of these bylaws and, for purposes of eligibility to serve on U.S. Figure Skating bodies, as referred to in Section 2 of this Article XXII, falls within the following definitions which are adopted and utilized by U.S. Figure Skating in order to be consistent and compliant with the definitions of athletes contained in the bylaws of the USOPC:

- A. “10 Year Athlete Representative” means an athlete who, in the 10 years prior to the time of election/appointment/selection as a representative, has represented U.S. Figure Skating as an athlete assigned by the International Committee at the Olympic Winter Games, the ISU World Figure Skating Championships, the ISU World Synchronized Skating Championships, or any additional elite Protected Competition (“Protected Competition” as defined by the USOPC bylaws and “any such elite Protected Competition” as defined by the U.S. Figure Skating Athletes Advisory Committee and approved by the USOPC NGB Athlete Representation Review Working Group). For purposes of this paragraph A, an elite Protected Competition is any international competition at the senior level, the ISU World Junior Championships, the ISU World Junior Synchronized Championships, and the ISU Junior Grand Prix of Figure Skating Series events.
- B. “10 Year+ Athlete Representative” means an athlete who has, at any point, but not within the 10 years prior to election/appointment/selection, met the definition of 10 Year Athlete Representative.
- C. “Actively Engaged Athlete Representative” means an athlete who qualifies as a 10 Year Athlete Representative or 10 Year+ Athlete Representative, or who has been actively engaged within 24 months prior to election/appointment/selection in a U.S. Figure Skating sanctioned competition as defined by the U.S. Figure Skating Athletes Advisory Committee and approved by the USOPC NGB Representation Review Working Group, which may include events that categorize entrants in age-restricted classifications. For purposes of this paragraph C, the U.S. Figure Skating sanctioned competitions are a sectional singles final, the U.S. Pairs Final, the U.S. Dance Final, the U.S. Figure Skating Championships, the U.S. Synchronized Skating Championships, the U.S. Collegiate Figure Skating Championships, or the U.S. Adult Figure Skating Championships (with respect to the U.S. Collegiate Figure Skating Championships or the U.S. Adult Figure Skating Championships, where a person has placed 1st-4th in such Collegiate or Adult Championships).
- A. ~~Any person who has competed in a sectional singles final, the U.S. Pairs Final, the U.S. Ice Dance Final, the U.S. Figure Skating Championships or the U.S. Synchronized Skating Championships during the prior five years; or~~
- B. ~~Any person who has placed first through fourth in singles, pairs or ice dance in the U.S. Collegiate Figure Skating Championships or the U.S. Adult Figure Skating Championships during the prior five years; or~~
- C. ~~Any person who has competed for U.S. Figure Skating as a member of the U.S. Figure Skating team as defined in rule ICR 3:05 within the prior 10 years:~~

⁴⁰ The amendment to the title of Article XXII is effective as of the close of the annual 2021 Governing Council meeting.

⁴¹ The amendments to this Section 1 are effective as of the close of the annual 2021 Governing Council meeting for purposes of (i) determining the percentage of athlete delegates to the annual 2022 Governing Council meeting and (ii) the nomination and election of athlete representatives to the Board of Directors at the annual 2022 Governing Council meeting.

⁴²Section 2 Athlete Service on U.S. Figure Skating Bodies.

- A. Athlete representatives will equal at least 33.3 percent of all athlete delegates to the Governing Council (as referred to in Article VII, Section 4, of these bylaws), 33.3 percent of the voting members of the Board of Directors (as referred to in Article VIII, Section 2, of these bylaws), and 33.3 percent of the members of all designated committees (as defined in Article XVI, Section 5, of these bylaws), with the exception of the Athletes Advisory Committee, all members of which will be 10 Year Athlete Representatives, as defined in Section 1 of this Article XXII.
- (i) With respect to athlete representation as delegates to the Governing Council and as voting members of the Board of Directors, at least 20 percent of the athlete representatives must be 10 Year Athlete Representatives, as defined in Section 1 of this Article XXII, and the remaining athlete representatives will be either 10 Year Athlete Representatives or 10 Year+ Athlete Representatives, as defined in Section 1 of this Article XXII.
- (ii) With respect to athlete representation on designated committees, except for the Athletes Advisory Committee (all members of which must be 10 Year Athlete Representatives, as defined in Section 1 of this Article XXII), at least half of such athlete representatives on such bodies will be 10 Year Athlete Representatives, as defined in Section 1 of this Article XXII, and the remaining athlete representatives will be either 10 Year Athlete Representatives or 10 Year+ Athlete Representatives, as defined in Section 1 of this Article XXII.
- B. Actively Engaged Athletes Representatives, as defined in Section 1 of this Article XXII, will equal at least 33.3 percent of all other committees, subcommittees, task forces and all other types of legislative bodies, whether permanent, special, ad hoc or otherwise. An athlete who is elected, selected or appointed for service as an Athlete Delegate to the Governing Council, on the Athletes Advisory Committee, Board of Directors, Finance Committee, Grievance Committee, Nominating Committee, International Committee, International Committee Management Subcommittee or International Officials Committee must have competed in either:
- A. A championship (senior) or junior event at the most recent U.S. Figure Skating Championships or U.S. Synchronized Skating Championships, or
- B. An international competition as defined in Section 1 (C) of this Article XXII, within the 10 years preceding election.

ARTICLE XXIII

Registration

Section 1 Registration Requirement Generally.

- A. A registered member is a person registered in accordance with this article who is a member of a member club, a collegiate club, an individual member or an honorary member.
- B. Every officer, committee member and member of the Board of Directors and every delegate to the Governing Council, every referee, judge and accountant or other official in figure skating, and figure skaters who are members of a member club, collegiate club, or an honorary or individual member are to be registered annually with U.S. Figure Skating.

Section 2 Registration Procedure.

- A. Member clubs and collegiate clubs are responsible for:
- (i) The collection of registration fees from their members,
- (ii) The issuance of registration cards thereto, and
- (iii) The submission of lists of their registered members together with the amount of the fees therefore to U.S. Figure Skating.
- B. Registration of individual members is in accordance with, and the annual fee is to be included in, the dues collected pursuant to the Membership Rules.

Section 3 Registration Cards. Registration cards are valid from July 1 of a year (and the month immediately prior) through June 30 of the following year and renewable before July 31 of that following year.

Section 4 Registration Monies. All monies received from registration fees become part of the general funds of U.S. Figure Skating.

ARTICLE XXIV

Resignations

Any member club, collegiate club, school-affiliated member or synchronized skating/Theatre On Ice team member may resign from U.S. Figure Skating after payment of all dues and other fees then due, including those for the fiscal year in which the resignation is tendered, by mailing written notice of resignation to U.S. Figure Skating headquarters.

ARTICLE XXV

Grievance and Disciplinary Proceedings

Section 1 Grievance and Disciplinary Proceedings. All grievance and disciplinary procedures must be filed and resolved pursuant to the procedures outlined in this section and in the Grievance Committee Rules and Ethics Committee Rules. The forms and instructions for filing a grievance are available from U.S. Figure Skating headquarters upon request of a member or member club.

⁴² The amendments to this Section 2 are effective (i) as of the close of the annual 2021 Governing Council meeting for purposes of determining the percentage of athlete delegates to the annual 2022 Governing Council meeting and the nomination and election of athlete representatives to the Board of Directors at the annual 2022 Governing Council meeting, and (ii) as of the close of the annual 2022 Governing Council meeting for purposes of athlete service on all other U.S. Figure Skating bodies.

A. *Grievance Proceedings* (except for matters subject to the jurisdiction of the U.S. Center for SafeSport under Section 2 of this article):

(i) Scope:

- (a) Any U.S. Figure Skating member or member club aggrieved or harmed by the alleged violation of a U.S. Figure Skating bylaw or rule by any other U.S. Figure Skating member or member club, or by U.S. Figure Skating, may bring a grievance citing the alleged violation of the U.S. Figure Skating bylaw or rule.
- (b) The member or member club must be a member in good standing both at the time the grievance is filed and at the time of the alleged violation of the U.S. Figure Skating bylaw or rule.
- (c) Such grievance must include the allegation that violation of a specific U.S. Figure Skating bylaw or rule caused harm to the Grievant.

(ii) Time period: A grievance must be filed:

- (a) Within 60 days of the occurrence of the alleged violation, or
- (b) Within 60 days of the discovery of the alleged violation, or
- (c) In the case of a minor, within 60 days after the minor's 18th birthday, whichever is later.

(iii) *Requirements*: The specific Grievance Statement filing requirements and hearing procedure guidelines for a grievance that proceeds under this Section 1 (A) are found in the Grievance Committee Rules (GCR).

⁴³B. *Disciplinary Proceedings* (Except for matters subject to the jurisdiction of the U.S. Center for SafeSport under Section 2 of this Article XXV):

(i) Scope: ~~A~~ The vice president, by referral to the chair of the Ethics Committee, or the chair of the Ethics Committee, after a referral by ~~a~~ the vice president, or the chair of the Grievance Committee pursuant to applicable Grievance Committee or Ethics Committee Rules, may initiate disciplinary proceedings as to any matter arising under GR 1.01, GR 1.02 or GR 1.03.

(ii) Review: Upon referral of the matter by ~~a~~ the vice president or the chair of the Grievance Committee, the chair of the Ethics Committee has 30 days to review the matter.

- (a) If the chair of the Ethics Committee determines that further proceedings are not warranted, the chair of the Ethics Committee will so advise, in writing, the person initiating the disciplinary proceeding and the person(s), if any, who filed the complaint or grievance.
- (b) If the chair of the Ethics Committee determines that further proceedings are warranted, the chair of the Ethics Committee will so advise, in writing, the person initiating the disciplinary proceeding and indicate either:
 1. That such person or the person(s), if any, who filed the complaint or grievance may file a Grievance Statement (in which case the person who files the Grievance Statement will be the "Grievant") or
 2. Alternatively, and at the discretion of the chair of the Ethics Committee, that the chair of the Ethics Committee has decided to file a Grievance Statement (in which case U.S. Figure Skating will be the "Grievant" with the chair of the Ethics Committee acting on behalf of U.S. Figure Skating).

(iii) The specific Grievance Statement filing requirements and hearing procedure guidelines for a "Disciplinary Proceeding" under this Section 1 (B) are found in the Ethics Committee Rules (ECR).

C. *Appeal from Regular Grievance or Disciplinary Proceedings* (Except for matters subject to the jurisdiction of the U.S. Center for SafeSport under Section 2 of this Article XXV):

(For appeals from Expedited Hearings, refer to this Article XXV, Section 1 (D), of the U.S. Figure Skating bylaws and the Grievance Committee Rules (GCR).)

(i) *The Appellate Panel*: The Appellate Panel consists of three persons appointed by the chair of the Grievance Committee, with the approval of the president, for a one-year term.

- (a) One appointed member must be an athlete, and all members of the Appellate Panel must meet one of the following qualifications:
 1. Member of the Board of Directors within the 10 years prior to the appointment (but is not currently a member of the board);
 2. Chair of either the Ethics or Grievance Committee within the 10 years prior to the appointment (but is not currently serving as Ethics or Grievance Committee chair); or
 3. An attorney licensed to practice in any state.

(b) If one or more of the appointed persons has a conflict of interest or was the referring vice president or chair of the Ethics or Grievance Committee when the grievance was first filed (or served in any such capacity while the grievance was pending), a substitute panelist will be appointed by the chair of the Grievance Committee, with the approval of the president, to serve for that appeal. The substitute panelist must meet the same qualifications as the appellate panel member.

(c) An Appellate Panel will retain jurisdiction of any appeal that is filed during its one-year term.

(ii) *Notice of Appeal*:

- (a) Either the Grievant or the Respondent may appeal the decision of the Hearing Panel for either a grievance or disciplinary matter to the Appellate Panel by filing a written notice of appeal, including statement of the grounds for such appeal, with the chair of the Grievance Committee within 30 days of the receipt of the Hearing Panel's decision.

⁴³ The amendments to this paragraph B are effective as of the close of the annual 2022 Governing Council meeting.

- (b) Upon receiving written notice of appeal, the chair of the Grievance Committee will promptly notify, in writing, and deliver a copy of the notice of appeal to the members of the Appellate Panel, the chair of the Hearing Panel and all other parties to the proceeding.
- (c) Other parties to the proceeding may, within 10 days of receipt of the notice of appeal, submit a written statement in response to the appeal; such statement must be delivered to all other parties to the proceeding and the chair of the Grievance Committee.
- (d) The chair of the Hearing Panel must promptly deliver the record of the hearing to the U.S. Figure Skating secretary and the Administrative/Legal Group coordinator after receipt of the notice of appeal.
- (iii) *Appeal Guidelines:*
 - (a) An appeal of a decision of a Hearing Panel will be based solely upon an allegation that such panel acted erroneously and must include the allegation that the Hearing Panel incorrectly interpreted or applied the applicable U.S. Figure Skating bylaws or rules, or erred in the analysis of such bylaws or rules as applied to the facts at hand.
 - (b) The Appellate Panel's decision on the appeal must be based solely on the record of the hearing delivered by the Hearing Panel. No new evidence may be presented.
 - (c) The Appellate Panel members will each receive a copy of the record of the hearing and, within 30 days of receipt of the record of hearing, the Appellate Panel will meet in person or by telephone conference call to review the appeal.
- (iv) *Appellate Panel's Decision:*
 - (a) The Appellate Panel will issue its written decision within 10 days of the conclusion of its meeting pursuant to Section 1 (C)(iii) of this Article XXV.
 - (b) The decision will be delivered to the parties to the proceeding and to the chair of the Grievance Committee.
 - (c) The decision of the Appellate Panel will be final on its terms, unless the decision involves a matter that is subject to being submitted to arbitration as described in Section 1 (C)(v) of this Article XXV.
- (v) *Arbitration:*
 - (a) If the decision of the Appellate Panel arises from a controversy involving recognition of U.S. Figure Skating as a national governing body or involves the opportunity of any eligible athlete, coach, trainer, manager, administrator or official to participate in athletic competition as protected by the USOPC bylaws, upon demand of the affected person the decision of the Appellate Panel may be submitted to arbitration in accordance with applicable provisions of the USOPC bylaws and the rules of the American Arbitration Association.
 - (b) Such arbitration will be conducted at the office of the American Arbitration Association nearest to the headquarters of U.S. Figure Skating unless the parties otherwise agree.
 - (c) The decision of the American Arbitration Association and any charges of the arbitrator will be borne by the party against whom the decision of the arbitrator is rendered except as otherwise agreed by the parties.
- D. *Expedited Proceedings:*
 - (i) Notwithstanding any other provisions of the U.S. Figure Skating bylaws or rules to the contrary, when compliance with regular procedures contained in this Section 1 would not, in the discretion of the chair of the Grievance Committee, be likely to produce a sufficiently early decision to do justice to the affected parties, including, but not limited to matters affecting an ongoing, scheduled or impending U.S. Figure Skating qualifying competition or any competition protected by the USOPC bylaws or the Ted Stevens Olympic and Amateur Sports Act, the matter may be summarily heard and decided on an expedited basis in accordance with provisions of applicable U.S. Figure Skating Grievance Committee Rules (GCR).
 - (ii) The member or member club subject to an expedited grievance or disciplinary proceeding must be given such notice and opportunity for a hearing as time and circumstances may reasonably dictate within the discretion of the chair of the Grievance Committee.
 - (iii) Expedited hearings may be conducted at the site of the athletic competition, at a site convenient to the parties as designated by the chair of the Grievance Committee or by telephone conference if necessary.
 - (iv) Appeals from decisions heard on an expedited basis will be taken only in accordance with the procedures set forth in the Grievance Committee Rules (GCR) for expedited hearings.

Section 2 U.S. Center for SafeSport – Sexual Abuse or Misconduct.

- A. As a member National Governing Body (NGB) of the United States Olympic and Paralympic Committee (USOPC), U.S. Figure Skating is required to adhere to the athlete safety rules and regulations of the USOPC and the U.S. Center for SafeSport. Additionally, USOPC Bylaw Section 8.4.1 provides that, as a condition of membership in the USOPC, each NGB must comply with the policies and procedures of the independent organization designated by the USOPC to investigate and resolve violations of sexual abuse and misconduct. The USOPC has designated the U.S. Center for SafeSport as that organization. The current U.S. Center for SafeSport rules, policies and procedures are available at the offices of U.S. Figure Skating or online at www.uscenterforsafesport.org, and the U.S. Figure Skating SkateSafeSM rules, policies and procedures are available at the offices of U.S. Figure Skating and online at www.usfigureskating.org.
- B. The investigation and adjudication of matters involving allegations or reports of sexual abuse or misconduct, or other violations of U.S. Figure Skating's SkateSafeSM policies that involve prohibited conduct that is reasonably related to and accompanies an alleged violation involving sexualized behavior (see GR 1.03, U.S. Figure Skating Policy Statement on Harassment and Abuse, and the current edition of the U.S. Figure Skating SkateSafeSM Handbook) are subject to the jurisdiction of the U.S. Center for SafeSport in accordance with the requirements of the USOPC and as set forth in the U.S. Center for SafeSport bylaws or other U.S. Center for SafeSport governing documents. Rules and procedures to be followed by U.S. Figure Skating and its members and member clubs in dealing with allegations or reports of sexual abuse or misconduct, or other

- violations of U.S. Figure Skating's SkateSafeSM policies that fall within the jurisdiction of the U.S. Center for SafeSport, and the enforcement of discipline or other sanctions issued by the U.S. Center for SafeSport, are set forth in the applicable policies and disciplinary procedures of the U.S. Center for SafeSport, rule GR 1.03 and/or other rules of U.S. Figure Skating.
- C. There is no time limitation for submitting a report or filing a complaint for matters involving allegations of sexual abuse or sexual misconduct.

ARTICLE XXVI

Indemnification

Section 1 *Indemnification Generally.* U.S. Figure Skating declares that:

- A. Any person who serves at its request as an officer, employee, member of the Governing Council, member or agent of the Board of Directors, chair or member of any U.S. Figure Skating committee or as an elected or appointed official of U.S. Figure Skating is, in such capacity, subject to indemnification under the provisions of this Article XXVI in accordance with and to the fullest extent permitted by the provisions of the Colorado Revised Nonprofit Corporation Act, as hereafter amended from time to time, and the corresponding provisions of any subsequent law (for purposes of this article referred to as the "Act" and the indemnification provisions of which are incorporated herein by this reference).
- B. Any such person will be indemnified by or on behalf of U.S. Figure Skating against expenses (including attorneys fees), liability, judgments, fines and amounts paid in settlement actually and reasonably incurred by such person who was or is a party, or is threatened to be made a party, to any threatened, pending or completed action, suit or proceeding, whether civil, criminal, administrative or investigative (other than an action by or in the right of U.S. Figure Skating) by reason of such service if such person:
- (i) Acted in good faith;
 - (ii) Reasonably believed, in the case of conduct in an official capacity with U.S. Figure Skating, that the conduct was in the best interests of U.S. Figure Skating and, in all other cases, that the conduct was at least not opposed to the best interests of U.S. Figure Skating; and
 - (iii) With respect to any criminal proceeding, had no reasonable cause to believe that the conduct was unlawful.

Section 2 *Prohibited Indemnification.* No person will be entitled to indemnification under Section 1 of this Article XXVI either:

- A. In connection with a proceeding brought by or in the right of U.S. Figure Skating in which such person was adjudged liable to U.S. Figure Skating; or
- B. In connection with any other proceeding charging improper personal benefit to such person, whether or not involving action in that person's official capacity, in which such person is ultimately adjudged liable on the basis that the person improperly received personal benefit.

Section 3 *Determination of Right to Indemnification.*

- A. Any indemnification under Section 1 of this Article XXVI will be made by U.S. Figure Skating only as authorized in each specific case upon a determination that indemnification of the person is permissible under the circumstances because such person met the applicable standard of conduct set forth in Section 1.
- B. Such determination will be made by the Board of Directors by a majority of a quorum of disinterested directors who, at the time of the vote, were not and are not threatened to be made parties to the proceeding or, if such a quorum cannot be obtained, in a manner otherwise prescribed by the act.
- C. Notwithstanding the prohibitions on indemnification set forth in Section 2 of this Article XXVI, indemnification may be made by U.S. Figure Skating to the extent that the court in which the subject action or proceeding was brought should determine upon application that, despite the adjudication of liability or guilt, but in view of all the circumstances of the case, a person referred to in Section 1 of this Article XXVI is entitled to indemnity for such expenses and other amounts which the court may deem proper.

Section 4 *Insurance.* The Board of Directors may exercise U.S. Figure Skating's power to purchase and maintain insurance (including, without limitation, insurance for legal expenses and costs incurred in connection with defending any claim, proceeding or lawsuit) on behalf of any person referred to in Section 1 of this Article XXVI against any liability asserted against or incurred by such person in the capacity designated or arising out of the person's status as such, whether or not U.S. Figure Skating would have the power to indemnify that person against such liability under the provisions of this Article XXVI.

Section 5 *Survival of Indemnification.* The indemnification provided under Section 1 of this Article XXVI will continue as to persons who have ceased to serve in the capacity designated with respect to actions in their official capacity while serving as such and will inure to the benefit of their heirs, executors and administrators.

ARTICLE XXVII

Disposition of Assets

A sale, lease, exchange, mortgage, pledge or other disposition of property or assets of U.S. Figure Skating may be made by the Board of Directors upon such terms and conditions and for such consideration, which may consist in whole or in part of money or property, real or personal, as may be authorized by them, provided, however,

- A. That a sale, lease, exchange or other disposition of all or substantially all the property and assets will be authorized only upon receiving the vote of a majority of the members of the Board of Directors, and
- B. Further provided that such disposition is not inconsistent with the provisions of Article XXVIII of these bylaws or the articles of incorporation of U.S. Figure Skating, as amended from time to time.

ARTICLE XXVIII

Dissolution

In the event of the dissolution of U.S. Figure Skating for any reason, all of its assets and property will be distributed or sold, and the proceeds thereof distributed, to the organization which will be a successor to U.S. Figure Skating, provided that:

- A. Such organization will first have obtained a ruling exempting it from federal income taxation under Section 501(a) of the Internal Revenue Code of 1986, as amended, or under the corresponding provisions of any subsequent federal tax laws (the "Code"), as an organization of the type described in Section 501(c)(3) of the Code; or
- B. If such successor organization has not obtained such ruling within a reasonable time following its establishment, or if there will be no successor to U.S. Figure Skating, then all of U.S. Figure Skating's assets and property will be distributed or sold, and the proceeds thereof distributed, to or among such one or more organizations as may be selected by the Governing Council as organizations having objects and purposes similar or related to those of U.S. Figure Skating, provided that:
 - (i) No distributions will be made to an organization which does not have a ruling exempting such organization from federal income taxation as described in subsections A and B of this Article XXVIII; and
 - (ii) In no event will any part of such assets or property, or the proceeds of sale thereof, be distributed to or inure to the benefit of any member or of any individual.
- C. The procedure for dissolution will be as provided by and in the Colorado Revised Nonprofit Corporation Act, as amended from time to time, and the corresponding provisions of any subsequent law.

ARTICLE XXIX

Amendments to Bylaws

Section 1 Procedure for Amendments. Amendments proposed to these bylaws may be acted upon at any annual or special meeting of the Governing Council, provided that the notice of the meeting states the specific text of the proposed amendments.

Section 2 Effective Date. Amendments to these bylaws become effective only upon publication in an edition of the rulebook or upon such specific date as may otherwise be stated in the motion of adoption thereof.⁴⁴

Section 3 Necessary Vote. The affirmative vote of two-thirds of the votes cast of the Governing Council members present in person or by proxy at the meeting of the Governing Council at which the proposed amendment is acted upon is necessary for the adoption of any amendment to these bylaws.

⁴⁴ For purposes of amendments to these bylaws as adopted by the Governing Council at the annual 2021 Governing Council meeting, the specific provisions as to effectiveness as noted in the various footnotes to these bylaws are applicable.

Notes

General Rules

GR 1.00 Policy

GR 1.01 Code of Ethics

- A. It shall be the responsibility of all officials in sanctioned figure skating events, registered members of member clubs or collegiate clubs and individual members to be thoroughly familiar with the rules of U.S. Figure Skating, to comply with them in full and to exemplify the highest standards of fairness, ethical behavior and genuine good sportsmanship in any of their relations with others. Those who serve U.S. Figure Skating must do so without personal gain, must avoid any institutional loss or embarrassment and must behave in a way that enhances U.S. Figure Skating's trust and public confidence.
- B. *Conflicts of Interest.* All persons associated with U.S. Figure Skating, including but not limited to its employees, directors, officers, judges and committee members, are expected to abide by high ethical standards in all dealings relating to the business and affairs of U.S. Figure Skating. All members and staff should understand that conflicts of interest diminish the integrity and quality of decision-making required by U.S. Figure Skating and may jeopardize U.S. Figure Skating's reputation and public support. In order to avoid harm to the goodwill and public image of U.S. Figure Skating and to better ensure the expected high ethical standards in all dealings, if any person who is an officer, director, judge, member of a committee, employee, paid consultant to or representative of U.S. Figure Skating (each of these persons shall be referred to as a "representative") is aware that U.S. Figure Skating is about to enter into any business transaction directly or indirectly with any representative, any member of a representative's family or any entity in which a representative has any legal, equitable or fiduciary interest or position (including without limitation as a director, officer, shareholder, partner, employee, beneficiary or trustee), or if a representative is aware that U.S. Figure Skating is about to enter into any business transaction or take other corporate action in which a representative may be directly or indirectly financially interested or otherwise derive a material personal benefit, the representative shall:
1. Immediately inform, in writing, the executive director and president of such representative's involvement, position, interest or benefit with respect thereto;
 2. Aid the persons charged with making the decision by disclosing all material facts within such representative's knowledge that bear on the advisability of such transaction or action from the standpoint of U.S. Figure Skating;
 3. Make such other disclosures as are necessary to insure that U.S. Figure Skating has received full and fair information regarding the transaction or action and such representative's involvement, position, interest or benefit with respect thereto; and
 4. Abstain from voting or influencing the decision to enter into such transaction to the extent the disclosing representative may have an actual or apparent conflict of interest in this matter.
- A conflict of interest may exist in any instance where a member's actions on behalf of or affecting U.S. Figure Skating:
- a. involve obtaining an improper gain or advantage or
 - b. involve a conflicting or potentially adverse effect on the interest of U.S. Figure Skating or
 - c. involve an activity that is not in the best interests of U.S. Figure Skating, including instances where the member's actions are influenced by another person or organization in a manner adverse to the interests of U.S. Figure Skating.
- The requirements of disclosure and abstention shall also apply to a representational conflict of interest as referred to in U.S. Figure Skating Statement of Principles of Ethical Behavior and Conflict of Interest, as referred to in paragraph E of this GR 1.01, to include disclosure of whether the member is in a position (by employment, volunteer service, financial support or other affiliation) to control, direct or influence another person or organization the interests of which are related to, affected by, involved with or may conflict with or adversely affect, the interests of U.S. Figure Skating.
- C. Prior to appointment as an officer, member of the Board of Directors, committee chair, subcommittee chair, paid U.S. Figure Skating staff, or to any outside organization, the member must execute a Conflict of Interest and Ethical Behavior statement without amendment or alteration. The Ethics Committee chair shall oversee an annual review of the Conflict of Interest and Ethical Behavior statements for continuing appointments and paid staff.
- D. *Private Inurement.* In agreement with federal law, it is the policy of U.S. Figure Skating that none of its assets or income may inure to the benefit of any person or organization in satisfaction of a personal or private interest.
- E. U.S. Figure Skating has adopted and may amend, from time to time, a Statement of Principles of Ethical Behavior and Conflict of Interest (including a Conflict of Interest Disclosure Form). All those who choose to serve U.S. Figure Skating shall be subject to and must abide by the Statement of Principles of Ethical Behavior and Conflict of Interest, the provisions of which are incorporated into this Code of Ethics.

GR 1.02 Code of Conduct

The following code of conduct applies to all participants in activities hosted, supported, sponsored or engaged in by U.S. Figure Skating including but not limited to competitions, exhibitions and training camps:

I recognize that my participation in all activities hosted, supported, sponsored or engaged in by U.S. Figure Skating, including but not limited to competitions, exhibitions and training camps, is an honor and privilege that carries certain responsibilities. I agree to fully abide by the rules and guidelines set forth by U.S. Figure Skating or its properly designated agents. As a precondition to participation in activities hosted, supported, sponsored or engaged in by U.S. Figure Skating, I will adhere to the following tenets in good faith:

- A. I will exhibit the highest standards of fairness, ethical behavior and genuine good sportsmanship in all of my relations with others.
- B. I will not discriminate against any member or participant on the basis of race, color, religion, age, gender, gender identity, sexual orientation, national origin, or any other status protected by federal, state or local law, where applicable.
- C. I will not damage public or private property. I understand that I may be held financially responsible for damage deemed to be wantonly or willfully executed on my part, and that I may be subject to disciplinary action by U.S. Figure Skating.
- D. I will not use or possess illegal drugs, and I will not engage in criminal activity. I understand that, if I am found to use or possess illegal drugs, or if I am found to engage in any criminal activity during any activity hosted, supported, sponsored or engaged in by U.S. Figure Skating, I may be subject to criminal penalties as well as penalties imposed by U.S. Figure Skating.
- E. I will adhere to the rules of U.S. Figure Skating and the host organization at all activities hosted, supported, sponsored or engaged in by U.S. Figure Skating.
- F. I will comply with all applicable anti-doping rules including, but not limited to, ISU anti-doping rules.
- G. I will conduct myself in a manner not detrimental to the welfare of figure skating. I understand that my actions reflect on U.S. Figure Skating and the sport of figure skating both positively and negatively. I understand that if my acts, statements, or conduct are considered detrimental to the welfare of figure skating by the appropriate authority, I may be subject to penalties imposed by U.S. Figure Skating pursuant to GR 1.04.
- H. I understand that the penalties that may be imposed may include, but are not limited to, loss of future international selections, loss of financial support from U.S. Figure Skating and its Memorial Fund, and loss of participation in activities hosted, supported, sponsored or engaged in by U.S. Figure Skating.
- I. I understand that all disciplinary proceedings will be conducted pursuant to Article XXV, Section 1, of the U.S. Figure Skating bylaws, and that my rights and remedies are derived therefrom.

GR 1.03 U.S. Figure Skating will not tolerate or condone any form of harassment (including sexual harassment), misconduct, (including sexual, physical and emotional misconduct), bullying or hazing of any of its members including coaches, officials, directors, employees, parents, athletes and volunteers — or any other persons — while they are participating in or preparing for a figure skating activity or event conducted under the auspices of U.S. Figure Skating. The U.S. Figure Skating Policy Statement on Harassment and Abuse may be found in its entirety online at usfigureskating.org. Harassment of such nature between or among U.S. Figure Skating members must be reported to the chair of the Ethics, Grievance or SkateSafeSM Committee as soon as is practicably possible, per rules ECR 2.00, GCR 2.00 and SFR 3.00.

- A. If any form of child abuse is observed or suspected, the observer should immediately contact either local law enforcement or a public child welfare agency and make a report.
- B. Any person who violates this rule, who fails to appropriately report or who makes a false report or otherwise violates U.S. Figure Skating's Policy on Harassment and Abuse will be subject to disciplinary action in accordance with Article XXV, Section 1, of the U.S. Figure Skating bylaws.

GR 1.04 Any person whose acts, statements or conduct violate the provisions of the preceding General Rules or otherwise violate the person's applicable duties and responsibilities to U.S. Figure Skating or whose acts, statements or conduct are otherwise considered detrimental to the welfare of figure skating is subject to the loss of the privilege of registration by U.S. Figure Skating in accordance with the procedure outlined in Article XXV, Section 1, of the U.S. Figure Skating bylaws relating to loss of membership privileges, suspension and expulsion.

GR 1.05 Retaliatory Conduct

- A. Retaliatory conduct is prohibited toward any person who in good faith (i) reports, or bears witness to, an action that is a possible violation of the rules or bylaws of U.S. Figure Skating or (ii) participates in the grievance, disciplinary or SkateSafeSM processes of U.S. Figure Skating.
- B. Retaliatory conduct includes threatening, intimidating, harassing, coercing, or any other conduct that would discourage a reasonable person from (i) reporting, or bearing witness to, an action that is a possible violation of the rules or bylaws of U.S. Figure Skating or (ii) participating in the grievance, disciplinary or SkateSafeSM processes of U.S. Figure Skating, when the conduct is reasonably related to the report or engagement with the grievance, disciplinary or SkateSafeSM processes of U.S. Figure Skating. Retaliation may be present even when there is a finding that no violation of the rules or bylaws of U.S. Figure Skating occurred. Retaliation does not include good faith actions lawfully pursued in response to a report of a violation of the rules or bylaws of U.S. Figure Skating.
- C. Retaliatory conduct must be reported to the chair of the Ethics, Grievance or SkateSafeSM Committee. Any member engaging in retaliatory conduct will be subject to disciplinary action in accordance with Article XXV, Section 1, of the U.S. Figure Skating bylaws.

GR 1.06 Jurisdiction

U.S. Figure Skating is a member of the International Skating Union (ISU), an Olympic/Pan American member of the United States Olympic and Paralympic Committee (USOPC) and an allied member of the Amateur Athletic Union of the United States (AAU). U.S. Figure Skating is recognized by the ISU, USOPC and AAU as the governing body of figure skating on ice in the United States. As such, U.S. Figure Skating observes the rules of the ISU, including but not limited to the ISU anti-doping rules, and administers its own rules so as to ensure the eligibility of qualified United States skaters and officials to participate in international skating events. In addition, the purpose of the official rules of U.S. Figure Skating, and in particular those rules relating to eligibility and sanctions, is to protect the eligibility of registered members so as to enable them to fully participate in the benefits of such membership.

GR 1.07 Any current or past member (living or deceased) who has been permanently banned from U.S. Figure Skating by U.S. Figure Skating or in accordance with measures enacted by the U.S. Center for SafeSport will be removed from the U.S. Figure Skating Hall of Fame and stripped of all U.S. Hall of Fame recognitions. In accord, any banned member is ineligible for consideration by the Nominating Committee to the U.S. Figure Skating Hall of Fame.

GR 1.08 Enforcement

Failure by any U.S. Figure Skating member or representative to enforce any bylaw or rule of U.S. Figure Skating does not preclude the bylaw or rule from being enforced in the future.

GR 2.00 Registration

All persons who participate in the activities of U.S. Figure Skating must be registered members of U.S. Figure Skating in accordance with Article XXIII, Section 1, of the bylaws.

GR 3.00 Suspended Member

A “suspended member” is a member of U.S. Figure Skating whose rights and privileges as a member have been temporarily restricted due to disciplinary action taken against the member by U.S. Figure Skating for violation of U.S. Figure Skating bylaws and/or official rules. The suspended member will be restricted from all U.S. Figure Skating activities including, but not limited to, testing, competing, coaching, partnering tests, officiating at U.S. Figure Skating sanctioned events or serving as an officer, director or committee member for U.S. Figure Skating or one of its member clubs, collegiate clubs or school-affiliated clubs until such time as the member is removed from the suspended member list.

GR 4.00 Compliance Requirements for Coaches and Professional Group Instructors

GR 4.01 *Coach and Instructor Compliance.* All coaches must meet all compliance requirements by July 1:

A. Coach Compliance:

1. Must be a current full member of U.S. Figure Skating — either through a member club or as an individual member.
2. If 18 years of age or older:
 - a. Must submit the proper payment through the Members Only site, submit information for and successfully pass a U.S. Figure Skating background check; and
 - b. Must complete the SafeSport™ Training course.
3. Must complete continuing education requirements (CER) as required in rule GR 4.02.
4. Must submit proof of current general liability insurance with limits of \$1 million per occurrence/\$5 million aggregate.
5. Must be a current full PSA member if coaching skaters/teams in qualifying events at U.S. Figure Skating qualifying competitions. See rule 1022.

B. Professional Group Instructor Compliance:

1. Must be registered as a Learn to Skate USA instructor member and complete the annual online certification course.
2. If 18 years of age or older:
 - a. Must submit the proper payment through the Members Only site, submit information for and successfully pass a U.S. Figure Skating background check; and
 - b. Must complete the SafeSport™ Training course.

For deadline and penalties, see rules GR 4.03 and GR 4.04.

GR 4.02 Coaches Continuing Education Requirements

All coaches must complete annual continuing education requirements (CER) based on the following categories:

- A. *Professional Coach (or Choreographer).* Those coaches who train or instruct one or more skaters or teams who are participating in any U.S. Figure Skating or member club activities other than group lessons as part of a Learn to Skate USA program. This includes, but is not limited to, primary coaches, choreographers, assistant coaches and element specialists.
- B. *Professional Group Instructor.* Those coaches who teach group lessons only, as part of a Learn to Skate USA program.
- C. *Professional Sport Science Support Services.* Includes, but is not limited to: sports psychologists, physical therapists and athletic trainers who are working with skaters or teams at any U.S. Figure Skating or member club activities. An individual who performs sport science support services and also performs duties as a professional coach or choreographer must meet “Professional Coach (or Choreographer)” requirements.

Any additional required courses beyond the SafeSport™ Training course required of all coaches are established by the Coaches Committee or their appointed task force and must be approved by the Board of Directors. The requirements will be published on usfigureskating.org.

GR 4.03 Coaches who do not fulfill the requirements of coach compliance in rules GR 4.01 and GR 4.02 will be considered “non-compliant” coaches of U.S. Figure Skating and PSA, and will not be allowed to coach athletes, nor have contact, either directly or indirectly, at any U.S. Figure Skating or member club activities.

GR 4.04 Any renewing coach who does not fulfill the requirements of coach compliance in rules GR 4.01 and GR 4.02 by July 1 will be assessed a \$75 late fee.

A. Special exceptions to the late fee may be granted by the appropriate sectional vice chair of the Membership Committee.

GR 5.00 Administration

GR 5.01 Expenses to Board of Directors Meetings

Unless such payment is disapproved by the president and the treasurer, U.S. Figure Skating will reimburse expenses incurred for transportation, room and meals by members of the Board of Directors, other than honorary members, for attendance at meetings of the Governing Council and the Board of Directors per the current and approved U.S. Figure Skating Travel and Expense Policy, available online at the Members Only site.

GR 5.02 Travel Expense Within the United States

Reimbursement for personal transportation, room and meal expenses actually incurred in connection with an ice show, exhibition, competition, meeting or test will be made in accordance with the current, approved U.S. Figure Skating Travel and Expense Policy, available online at the Members Only site.

GR 5.03 Committee Reports

The secretary shall send to the secretaries of all member clubs in good standing, copies of the notice for each meeting of the Governing Council, and copies of all published reports submitted to the Governing Council and Board of Directors by the officers and committee chairs of U.S. Figure Skating. In addition, upon payment of a reasonable duplicating and postage fee, all club presidents may request Board of Directors meeting books and all reports of action.

GR 5.04 U.S. Figure Skating headquarters

U.S. Figure Skating headquarters shall be a service office to assist the officers and committee chairs in the carrying out of their respective duties. It shall also assist member clubs with respect to all matters of an administrative nature pertaining to their membership in U.S. Figure Skating. U.S. Figure Skating headquarters shall maintain the books and records of U.S. Figure Skating in accordance with established policies and procedures under the supervision of the responsible officers and/or chairs concerned.

Membership Rules

Club Management Rules for Full, Interim and Provisional Member Clubs

MR 1.00 Principal Skating Headquarters and Additional Rinks

MR 1.01 The “principal skating headquarters” of a club is the address of the rink in which the club conducts the majority of its skating activities. This address will be recorded in the U.S. Figure Skating database under the club’s name. A club may name only one principal skating headquarters. Clubs in violation of this rule may be subject to disciplinary action by the Membership Committee. This listing is in place to protect the ice of one club from being usurped by another (see rule MR 7.01).

MR 1.02 To maintain a club’s principal skating headquarters, a Facility Usage Form must be completed each year by the club president, certifying the facility is the principal skating headquarters of said club and said club secures ice and/or runs sanctioned activities at the facility certified as the principal skating headquarters in compliance with rule MR 1.01. Clubs in violation of this rule may be subject to disciplinary action by the Membership Committee, including omission of said principal skating headquarters from the U.S. Figure Skating directory.

MR 1.03 Other rink locations, listed as “additional rink addresses” in the U.S. Figure Skating directory and database, may be listed by the club. These locations are defined as any other surface where the club secures ice. These listings are in place to protect the activities of one club from being usurped by another (see rule MR 7.01) and for additional insurance coverage.

MR 1.04 Any member club desiring to change its registered principal skating headquarters must submit a new facility usage form to U.S. Figure Skating headquarters. Permission from any member club already using the proposed location as its principal skating headquarters must be obtained. Such permission may not be unreasonably withheld. The chair of the Membership Committee will report all such changes of principal skating headquarters to the Governing Council at its next regular meeting.

MR 2.00 Applying to Become a Member Club and Qualifications for Interim Club Membership

MR 2.01 Any club meeting the qualifications for membership and desiring admission thereto will file an application on the appropriate forms which are available from U.S. Figure Skating headquarters or online.

MR 2.02 Applications by clubs may be forwarded to U.S. Figure Skating headquarters at any time of the year.

MR 2.03 The applicant club must submit, with its application, payment of the fee listed on the application form. Upon approval, such club will receive a copy of the current rulebook as well as general information and assistance helpful to new clubs.

MR 2.04 In order to apply for interim club membership, the applicant club must have been operating as an organized club for six months prior to the date of application. A club is deemed to be organized when an election of officers and directors has taken place and a constitution and/or bylaws has been approved by the general membership of the club.

A. (MR 2.04 (G)) The “officers” of a club will be president, vice president, secretary and treasurer.

B. (MR 4.03) The constitution and bylaws of a club should be in a form similar to the constitution and bylaws approved by U.S. Figure Skating for member clubs, including a conflict resolution process, or in such form as is acceptable to the Membership Committee, and which calls for the election of officers and directors in accordance with generally accepted parliamentary procedures.

MR 2.05 The applicant club must have made arrangements for exclusive ice time either at a rink or some other place where ice is available for use exclusively by the club. The club or rink may run the session as long as it is exclusive to the club. This requirement begins no later than the date of approval for interim club membership.

MR 2.06 The applicant club must have adopted a program for the use of its ice time, which, as a general practice, provides for separate periods on a regular basis for one or more of the following: free skating, ice dance, synchronized skating or other figure skating programs.

MR 2.07 The officers, directors and all figure skating members of an applicant club must be registered or must register with U.S. Figure Skating within 30 days after receipt of notification of such club of its acceptance to interim club membership.

MR 2.08 The officers and directors of the club must be home club members of said club (see also rule MR 10.01).

MR 2.09 In no event may an officer of a club’s board of directors be an ineligible person (as defined in rule PSER 4.31) or a restricted person (as defined in rule PSER 4.51); however, one restricted person, one ineligible person and eligible coaches may serve as directors of a member club as long as they do not collectively constitute a majority of a club’s board of directors. In addition, eligible coaches may serve as officers of a member club’s board of directors so long as, collectively, they do not constitute a majority of the total officer positions on that board.

MR 2.10 The applicant club must have not less than 25 home club members, 10 of whom are adult members over the age of 18 years. Clubs unable to meet this requirement that wish to remain active may be approved at the discretion of both the appropriate sectional vice chair of the Membership Committee and the chair of the Membership Committee.

MR 2.11 The appropriate sectional vice chair of the Membership Committee will thoroughly investigate all membership applications from clubs. Said investigation will include any club using the same principal skating headquarters. The sectional vice chair will report a recommendation to the chair of the Membership Committee for appropriate action. An applicant club may be granted interim membership by the chair of the Membership Committee if so recommended by the sectional vice chair of the committee.

MR 2.12 Interim club membership will not be granted by the Membership Committee if the applicant club will use the principal skating headquarters of an existing full member club and such club objects to the granting of membership in U.S. Figure Skating. If such member club does object, valid reasons must be given in support of that objection. The objection will be fully investigated by the Membership Committee.

MR 2.13 If an applicant club doesn't meet the requirements in this rule section MR 3.00, such interim club membership will be subject to cancellation by appropriate action of the Governing Council, Membership Committee and/or the U.S. Figure Skating Board of Directors.

MR 3.00 Qualifications for Provisional Club Membership

MR 3.01 Provisional and full club membership will only be granted by the Governing Council at or in connection with its annual meeting.

MR 3.02 The chair of the Membership Committee will report and will recommend interim member clubs for provisional status to the U.S. Figure Skating secretary in care of U.S. Figure Skating headquarters by March 1. Such report and recommendations will be included in the notice for the annual meeting of the Governing Council. The Governing Council will either accept or reject the interim clubs as provisional clubs and the provisional clubs as full member clubs.

MR 3.03 An applicant club failing to meet any of the requirements for provisional member club status may be kept on interim status for one additional year.

MR 4.00 Qualifications for Full Club Membership

MR 4.01 Approval of full club membership is contingent upon fulfilling requirements specified by the Membership Committee.

MR 4.02 Full club membership will only be granted by the Governing Council at or in connection with its annual meeting.

MR 4.03 The chair of the Membership Committee will report and will recommend provisional member clubs for full status to the U.S. Figure Skating secretary in care of U.S. Figure Skating headquarters by March 1. Such report and recommendations will be included in the notice for the annual meeting of the Governing Council. The Governing Council will either accept or reject the interim clubs as provisional clubs and the provisional clubs as full member clubs.

MR 5.00 Obligations of Full, Interim and Provisional Member Clubs

MR 5.01 A member club, whether full, interim or provisional, will:

- A. Promote figure skating on ice for the good of the sport;
- B. Conduct its affairs in full accord with its constitution and bylaws and also U.S. Figure Skating bylaws.
- C. Maintain a duly adopted constitution and/or bylaws which contain suitable provisions for the election of officers and directors, a conflict resolution process and the conduct of its affairs in accordance with generally acceptable parliamentary procedures (e.g. Robert's Rules of Order, Newly Revised), including the calling of a general membership meeting upon the petition of no fewer than 10 percent of its members having the right to vote or, in the case of a club with less than 50 members, of no fewer than five of its members having the right to vote.
- D. Hold an annual meeting at which its members who have the right to vote shall elect officers and/or directors in accordance with its duly adopted constitution and/or bylaws.
- E. Report the results of any election of officers and/or directors as specified in paragraph D in writing to U.S. Figure Skating headquarters within 10 days after such election.
- F. Remain currently paid up with respect to all of its financial obligations under the bylaws and these rules.
- G. Maintain at U.S. Figure Skating headquarters a current copy of its duly adopted constitution and/or bylaws and notify U.S. Figure Skating headquarters of any changes therein within 30 days after such changes have been adopted. Club bylaws on file with U.S. Figure Skating headquarters will be those referenced when a grievance is filed.
- H. Comply with club ethics provisions (see rule section MR 7.00).
- I. Maintain current arrangements during its normal skating season for the obtaining of ice time at a rink or other location where ice is available, for the exclusive use of the club. Either the club or rink may run the session as long as it is exclusive to the club. The club will maintain a program for the use of its ice time which, as a general practice, provides for separate periods on a regular basis for one or more of the following: free skating, ice dance, synchronized skating or other figure skating programs.
- J. Maintain a total membership of not less than 25 home club members, at least 10 of whom are adult members over the age of 18 years. Clubs unable to meet this requirement that wish to remain active may be approved at the discretion of both the appropriate sectional vice chair of the Membership Committee and the chair of the Membership Committee.
- K. Require all of its officers, directors and delegates to the Governing Council to be registered home club members of said club. See also rule MR 10.01.
 1. Governing Council delegates who are selected may be of any U.S. Figure Skating eligibility classification (e.g. eligible, ineligible or restricted). Honorary members of U.S. Figure Skating who are selected as club delegates do not have to pay any U.S. Figure Skating membership dues, per rule MR 50.01, but must be registered with U.S. Figure Skating by the club as a home club member.
 2. One restricted person, one ineligible person and eligible coaches may serve as directors of a member club as long as they do not collectively constitute a majority of a club's board of directors. In addition, eligible coaches may serve as officers of a member club's board of directors so long as, collectively, they do not constitute a majority of the total officer positions on that board.
- L. Appoint a SkateSafeSM compliance chair who will ensure that the club is in compliance with current SkateSafeSM policies and procedures. If a club fails to appoint a SkateSafeSM compliance chair, the club president automatically assumes this role.

MR 5.01 Dues of Full Member Clubs

The annual dues of full member clubs, both active and inactive, will be for the current fiscal year of July 1 through June 30 and based upon the total number of persons registered by such clubs during the preceding fiscal year. Member club dues are due and payable by Aug. 31 and are as follows:

Total Registrations	Annual Dues
Fewer than 50	\$50
50 or more but fewer than 100	\$100
100 or more but fewer than 200	\$200
200 or more but fewer than 300	\$300
300 or more but fewer than 400	\$400
400 or more	\$500

For dues of club members, see rule section MR 11.00.

MR 5.02 Failure of a member club to comply with any of the membership rules may constitute the basis for appropriate action by the Membership Committee to place such club on inactive or suspended status as defined in rule MR 8.01 or MR 9.01.

MR 6.00 Privileges of Full, Interim and Provisional Member Clubs

MR 6.01 If otherwise qualified, provisional member clubs are entitled to all the privileges of a full member club except the right to vote at Governing Council and to host any qualifying competition (see rule 2000 (B)).

MR 6.02 Membership privileges will include: Hosting test sessions, obtaining performance sanctions, obtaining competition sanctions (nonqualifying only for provisional clubs) and voting rights at Governing Council.

MR 6.03 Any member club that has not paid dues, registration fees or other financial obligations due to U.S. Figure Skating will lose all privileges of membership until such dues are paid.

MR 7.00 Club Ethics

MR 7.01 A member club may file a written complaint with the chair of the Membership Committee if the club has reason to believe that unfair practices, prejudicial to the club, are being employed by another club.

- A. It is an unfair practice for a member club or a club applying for interim and/or provisional membership to bid for or attempt to usurp ice time currently being used by or negotiated for by a full member club or another club that has applied for provisional membership at its principal skating headquarters and other locations listed in U.S. Figure Skating database.
- B. It is an unfair practice for a member club (full, interim or provisional) to conduct tests or sanctioned events such as ice shows, exhibitions, Learn to Skate USA programs, or competitions at the principal skating headquarters of another member club (full, interim or provisional), without first having obtained the permission of the other member club. Such permission will not be unreasonably withheld. If a facility usage form is not on file with U.S. Figure Skating headquarters for the current season, permission is not required. Please consult the facility usage guidelines on the Club Management section of the U.S. Figure Skating website. All disputes will be referred to and resolved by the chair of the Membership Committee and the appropriate sectional vice chair of the Membership Committee.

MR 7.02 Unfair practices and decisions of the Membership Committee or Board of Directors thereon may be grieved by the affected member club or the club applying for provisional membership by filing a grievance in accordance with Article XXV, Section 1, of the U.S. Figure Skating bylaws. From the date of receipt of its application by the Membership Committee, when such application is accompanied by the dues required in MR 2.03, an applicant club will have the right to grieve such an unfair practice as provided for herein, provided, however, that this rule will in no way operate to extend the time for filing a grievance as set forth in Article XXV of the U.S. Figure Skating bylaws.

MR 8.00 Inactive Member Clubs

MR 8.01 An "inactive member club" is a club that has been granted inactive status by the chair of the Membership Committee in accordance with rule MR 8.03 as a result of the club's inability to maintain membership, or a club which has been placed in such status by action of the Membership Committee in accordance with rule MR 5.02.

MR 8.02 Inactive member clubs will lose all privileges of active member clubs, but their registered members will have the same privileges of registered members of active member clubs.

MR 8.03 Inactive status for one year may be granted by the chair of the Membership Committee to a club that has submitted the proper paperwork, including the minutes of the board meeting or general membership meeting where inactive status was voted upon. Said paperwork must be submitted by the current board as recognized by U.S. Figure Skating. Such status may be continued for an additional time by action of the chair based on the best interests of figure skaters in that area.

- A. Clubs holding inactive status must maintain a board of directors or, at the minimum, club officers. Inactive clubs must file with U.S. Figure Skating headquarters a current list of officers each year.
- B. The current board/officers of a club holding inactive status who wish to return the club to full membership status may apply to the Membership Committee with the proper paperwork, including the minutes of the board meeting or general membership meeting where permanent status was voted upon. Upon approval of the chair of the Membership Committee, the club may be returned to full membership status. No investigation of such clubs will be required, since they are not new member clubs of U.S. Figure Skating. Such clubs are to be reported as having been restored to permanent membership at the next Governing Council meeting.

MR 9.00 Suspended Member Clubs

MR 9.01 A “suspended member club” is a club that has forfeited all of its rights and privileges as a club due to disciplinary action taken against it by the Membership Committee and/or the Board of Directors for violations of U.S. Figure Skating bylaws and/or official rules.

MR 9.02 Clubs that have been suspended and wish to be considered for return to active membership in U.S. Figure Skating will be required to demonstrate that U.S. Figure Skating bylaw and/or rule violations which caused them to be suspended have been rectified. Return to active status will be by vote of the Governing Council with prior approval of the Board of Directors.

Rules for Members of Member Clubs

MR 10.00 Home Club Membership

MR 10.01 When persons are members of more than one member club, they must designate one to be their “home club.” This club will be the one that issues such person a registration card and will be the club such person represents as a competitor, test candidate, exhibitor, club officer, official in figure skating or delegate to the Governing Council. In the case of a competitor in qualifying competitions, the U.S. Figure Skating member club shown on the skater’s entry form will remain the skater’s club of representation throughout that competitive season. See rule 2211 (C).

MR 10.02 Persons desiring to change the designation of their home club to another member club or to individual member status during the current U.S. Figure Skating membership year must be released by one of the club officers (president, vice president, secretary, treasurer) of their previous club, indicating that the departing member has satisfied all financial obligations to that club. It is the responsibility of the departing member and the home club to settle any such financial obligations. The member club so designated must remain the home club for such person for the balance of the current skating year or will change relative to rule MR 10.01 and rule 2211 (C).

- A. For a change of status from club to club to occur, the new club will request the change via the Members Only site, and the previous club will release the member via the Members Only site. If the member has met all financial obligations, the previous club must release the skater within 30 days or be subject to disciplinary action, including suspension.
- B. For a change of status from club to individual member to occur, the members must submit a letter of release from the previous club along with their individual membership application. If the member has met all financial obligations, the previous club must supply the letter of release within 30 days of receiving the request or be subject to disciplinary action, including suspension.
- C. If the member has not met all financial obligations to the previous club, the release may be withheld, but the previous club must notify the member, and the new club that the release is being withheld, and the reason for such decision, within 30 days.

MR 10.03 Persons may not be individual members and home club members simultaneously. U.S. Figure Skating headquarters shall be notified immediately of a change from individual to club membership by completing a Notice of Change in Home Club form. U.S. Figure Skating headquarters will then issue a new registration card with the same registration number but shall not collect an additional fee if the card is issued for the same skating year.

- A. Persons changing from club membership to individual membership must submit, along with their application and dues, a letter from their current club indicating that they have fulfilled their financial obligation to said club.

MR 11.00 Dues of Members of Member Clubs

MR 11.01 *Dues of Members and Collegiate Members of Member Clubs and Collegiate Clubs.* Each will pay an annual fee as outlined below. Such registrants may register only as members of their designated home club provided, however, that such registration does not preclude such registrant from changing their designated home club in the course of a membership year in accordance with any rules governing such change.

- A. First family member dues are \$60.
 1. The first family member will receive a registration card and a subscription to SKATING magazine.
- B. Each subsequent member of the same family (related persons permanently residing at the same address) dues are \$24.
 1. To qualify as a subsequent member, at least one family member must have paid the first family member dues, the full individual member dues or the first family introductory member dues.
 2. Subsequent family members will receive a registration card only.
- C. The dues of collegiate members of member clubs will be \$70 and will be for a four-year period ending June 30 of the fourth year.
 1. Collegiate members will receive a registration card and a subscription to SKATING magazine.

MR 11.02 *Introductory Members.* Introductory members will pay a fee as outlined below. Such members may join only as members of a member club; however, members can change their home club in the course of a membership year in accordance with any rules governing such change.

- A. First family introductory member dues are \$30 per person.
 1. The first family member will receive a membership card and a subscription to SKATING magazine.
- B. Each subsequent introductory member of the same family (related persons permanently residing at the same address) dues are \$24.
 1. To qualify as a subsequent member, at least one family member must have paid the first family member dues, the full individual member dues or the first family introductory member dues.
 2. Subsequent family members will receive a membership card only.

MR 12.00 Members Not in Good Standing

Member clubs may submit to U.S. Figure Skating headquarters, at any time, a list of their home club members or U.S. Figure Skating individual members not in good standing with said club. U.S. Figure Skating may also flag a member as not in good standing for outstanding financial obligation, i.e. qualifying competition entry fees. Such members will be flagged in the U.S. Figure Skating database and will be restricted from all U.S. Figure Skating activities including, but not limited to, testing, competing, coaching, partnering tests, officiating at U.S. Figure Skating sanctioned events or serving as an officer, director or committee member for U.S. Figure Skating or one of its member clubs, collegiate clubs or school-affiliated clubs until such financial matter has been resolved. Outstanding financial obligation is the only valid reason for submitting a member on this list.

Rules for Individual Members

MR 20.00 Applying to Become an Individual Member

MR 20.01 Any person meeting the qualifications for individual membership and desiring admission thereto will file an application on the appropriate forms which are available from U.S. Figure Skating headquarters or online.

MR 20.02 *Dues of Individual Members and Individual Collegiate Members.*

- A. To qualify for individual membership the applicant must:
 - 1. File application on the forms supplied by U.S. Figure Skating headquarters or online at usfigureskating.org;
 - 2. Submit, with the application, payment of the annual dues specified for individual members;
 - 3. Be in good standing within the meaning of these rules.
- B. The annual dues of individual members are \$144.
 - 1. Individual members paying \$144 dues will receive a registration card and a subscription to SKATING magazine.
- C. Annual dues for each subsequent individual member of the same family (all related persons permanently residing at the same address) are \$65.
 - 1. To qualify as a subsequent member, at least one family member must have paid the first family member dues, the full individual member dues or the first family introductory member dues.
 - 2. Individual members paying \$65 in dues will receive a registration card only.
- D. The dues of individual collegiate members will be \$170 and will be for a four-year period ending June 30 of the fourth year.
 - 1. Individual collegiate members will receive a registration card and a subscription to SKATING magazine.

MR 20.10 Privileges of Individual Members

Individual members are entitled to the privileges specified in Article V, Section 3, of the U.S. Figure Skating bylaws and as set forth in these rules.

Rules for Collegiate Clubs and School-Affiliated Members

MR 30.00 Applying to Become a Collegiate Club or School-Affiliated Member

MR 30.01 Applications by schools, colleges and universities for school-affiliated or collegiate club membership may be forwarded to U.S. Figure Skating headquarters at any time of the year.

MR 30.02 *Dues of Collegiate Clubs and School-Affiliated organizations.* Such dues are \$30 annually, due and payable by Oct.

- 1. For collegiate and school-affiliated membership the applicant must:
 - A. Be an individual school, college or university as defined in Article V, Section 5, of the U.S. Figure Skating bylaws, and agree to abide by these rules;
 - B. File application on the forms supplied by U.S. Figure Skating headquarters or on the Members Only site;
 - C. Submit with the application, payment of the annual dues specified for collegiate and school-affiliated organizations.

MR 30.10 Privileges of Collegiate Clubs and School-Affiliated Members

MR 30.11 Collegiate club and school-affiliated members are entitled to the privileges specified in Article V, Section 5, of the U.S. Figure Skating bylaws and as set forth in these rules.

MR 30.12 Any collegiate club or school-affiliated member that has not paid dues, registration fees or other financial obligations due to U.S. Figure Skating will lose all privileges of membership until such dues are paid.

Rules for Synchronized Skating/Theatre On Ice Team Members

MR 40.00 Applying to Become a Synchronized Skating/Theatre On Ice Team Member

MR 40.01 Applications by synchronized skating/Theatre On Ice teams for membership may be forwarded to U.S. Figure Skating headquarters at any time of the year

MR 40.02 *Dues of Synchronized Skating Teams.* For synchronized skating team membership the applicant must:

- A. Be a synchronized skating team as defined by Article V, Section 8, of the U.S. Figure Skating bylaws and agree to abide by these rules;
- B. Register online through the Members Only site; and
- C. Pay annual dues as follows:
 - 1. \$60 if affiliated with a club; or
 - 2. \$120 if not affiliated with a club.

MR 40.03 *Dues of Theatre On Ice Teams.* For Theatre On Ice team membership the applicants must:

- A. Be a Theatre On Ice team as defined by Article V, Section 8, of the U.S. Figure Skating bylaws and agree to abide by these rules;
- B. Register online through the Members Only site; and

C. Pay annual dues as follows:

1. \$60 if affiliated with a club; or
2. \$120 if not affiliated with a club.

MR 40.10 Privileges of Synchronized Skating/Theatre On Ice Team Members

MR 40.11 Synchronized skating/Theatre On Ice team members are entitled to the privileges specified in Article V, Section 8, of the U.S. Figure Skating bylaws and as set forth in these rules.

MR 40.12 Any synchronized skating/Theatre On Ice team member that has not paid dues, registration fees or other financial obligations due to U.S. Figure Skating will lose all privileges of membership until such dues are paid.

MR 40.20 Members of Teams Not in Good Standing

Synchronized skating teams and Theatre On Ice teams may submit to U.S. Figure Skating headquarters, at any time, a list of their team members who are not in good standing with their team. See rule MR 12.00 for more information.

Rules for Honorary Members

MR 50.00 Dues of Honorary Members

MR 50.01 Honorary members of U.S. Figure Skating are exempt from the payment of all U.S. Figure Skating membership dues.

MR 50.10 Privileges of Honorary Members

Honorary members are entitled to the privileges specified in Article V, Section 4, of the U.S. Figure Skating bylaws and as set forth in these rules.

Rules for Supportive Members

MR 60.00 Dues and Benefits of Supportive Members

Dues and benefits of supportive members will be determined by the Board of Directors.

MR 60.10 Privileges of Supportive Members

Supportive members are entitled to the privileges specified in Article V, Section 7, of the U.S. Figure Skating bylaws and as set forth in these rules.

Rules for Learn to Skate USA

MR 70.00 Learn to Skate USA Registered Programs

A Learn to Skate USA program is a program that has been registered with U.S. Figure Skating and remains in good standing. See rule MR 70.10 (B) for information regarding participation in ice shows or exhibitions as well as rule MR 70.10 and rule 3110 for more information regarding Compete USA competition sanctions.

MR 70.10 U.S. Figure Skating Policy on Learn to Skate USA

A. Learn to Skate USA's role is the development of basic skills skating in the United States, and whose members are U.S. Figure Skating members pursuant to Article V, Section 6, of the U.S. Figure Skating bylaws.

B. U.S. Figure Skating agrees that the participation of U.S. Figure Skating members in Learn to Skate USA-endorsed skating activities, such as recitals, shows and exhibitions, and tests is hereby permitted without violating the rules of U.S. Figure Skating, provided that such activities (1) are conducted by Learn to Skate USA registered rinks, clubs or skating schools in their normal course of business; (2) are not conducted by or for the benefit of a third party that exceeds the spirit of this special permission; (3) do not include the participation of U.S. Figure Skating member skaters who are or have been active U.S. Championships competitors at or above the novice level within the past two years unless participation has been permitted as described below; and (4) are not intended for television or Internet broadcast or rebroadcast. This paragraph represents a grant of special permission from U.S. Figure Skating, in the spirit of cooperation with Learn to Skate USA, to allow its members to participate in Learn to Skate USA-endorsed skating activities without the need for a separate U.S. Figure Skating sanction. However, Learn to Skate USA activities exceeding the scope of this paragraph are not covered in this grant of special permission; therefore, U.S. Figure Skating members participating in such activities will be in violation of the rules and policies of U.S. Figure Skating unless U.S. Figure Skating approval by way of sanction, Eligible Skater's Compensation Agreement (ESCA) or special permission is obtained.

C. Compete USA competitions are governed separately by the specific rules for Compete USA competitions.

MR 70.11 Learn to Skate USA is entirely independent from, and not a prerequisite to, the official figure, free skate, pair or dance tests of U.S. Figure Skating.

MR 70.20 Dues of Learn to Skate USA Members

The dues of Learn to Skate USA members will be determined by the Board of Directors and published annually on the program's Web page at learntoskateusa.com. Upon payment of dues, Learn to Skate USA members will receive a membership card and other information as applicable.

MR 70.30 Privileges of Learn to Skate USA Members

Learn to Skate USA members are entitled to the privileges specified in Article V, Section 6, of the U.S. Figure Skating bylaws and as set forth in these rules.

Performance Sanctions and Eligibility Rules

(See rule sections 1100 and 3000 for rules regarding competition sanctions.)

PSER 1.00 Authority to Establish Eligibility Standards

PSER 1.01 As national governing body of figure skating on ice in the United States, U.S. Figure Skating is authorized under the Ted Stevens Olympic and Amateur Sports Act, 36 U.S.C. § 220501 et seq. (the “Sports Act”) (1) to establish procedures for determining eligibility standards for participation in competition, and (2) to certify, in accordance with applicable international rules, the eligibility of skaters to represent the United States in international competitions. The purpose of these eligibility rules is to establish the basis for eligibility of U.S. Figure Skating members under applicable U.S. Figure Skating and ISU rules.

- A. U.S. Figure Skating, as a member of the ISU, is required to follow the ISU eligibility rules for ISU activities and competitions, and is authorized under ISU rules to handle matters concerning eligibility not otherwise foreseen in ISU rules in a manner consistent with the spirit and intent of the ISU eligibility rules.
- B. U.S. Figure Skating administers its own rules to ensure the eligibility of qualified United States skaters and officials to participate in ISU activities and competitions to include:
 - 1. The definition of eligible person;
 - 2. The maintenance and administration of rules governing standards of participation in U.S. Figure Skating activities by eligible persons and others;
 - 3. The classification of eligible persons;
 - 4. The reinstatement of persons whose eligibility has been lost, restricted or suspended;
 - 5. The investigation and discipline for violations.
- C. U.S. Figure Skating is authorized under ISU rules to reinstate ineligible persons for U.S. Figure Skating activities and competitions, as U.S. Figure Skating may deem desirable; however, reinstatement of ineligible persons by U.S. Figure Skating for U.S. Figure Skating activities and competitions does not ensure that such persons will be eligible to participate in ISU activities and competitions.

PSER 1.02 Authority to Protect Athlete Eligibility and to Revoke a Sanction

- A. U.S. Figure Skating may take action, including as specified in these Performance Sanctions and Eligibility Rules, that is intended to protect the eligibility of U.S. Figure Skating skaters unless doing so would be a violation of the Ted Stevens Olympic and Amateur Sports Act, 36 U.S.C. § 220501 et seq. (the “Sports Act”) or Article IX of the USOPC Bylaws.
- B. In the event U.S. Figure Skating determines that an event is to be conducted with eligible U.S. Figure Skating skaters without first obtaining the required sanction or approval, U.S. Figure Skating will have the authority to use its best efforts to protect the eligibility of U.S. Figure Skating skaters, including, but not limited to, advising U.S. Figure Skating skaters of the risk to their eligibility should they elect to participate in the event and counseling them to refrain from participating in the event.
- C. In the event U.S. Figure Skating determines that a properly sanctioned or approved event in which eligible U.S. Figure Skating skaters are scheduled to participate will be conducted outside the scope of the sanction or permission, therefore jeopardizing the eligibility of U.S. Figure Skating skaters, U.S. Figure Skating will have the authority to revoke the sanction or permission; furthermore, U.S. Figure Skating will have the authority to use its best efforts to protect the eligibility of U.S. Figure Skating skaters, including, but not limited to, advising U.S. Figure Skating skaters of the risk to their eligibility if they elect to participate in the event and counseling them to refrain from participating in the event.

PSER 2.00 Enforcement of Eligibility Rules

PSER 2.01 Individuals requesting registration as a member of U.S. Figure Skating must apply for the appropriate skating classification as defined in rules PSER 4.11, PSER 4.21, PSER 4.31, PSER 4.41, PSER 4.42 and PSER 4.51. The vice chair for sanctions and eligibility on the Membership Committee will have authority to audit the classification applied for and to revise it according to these rules. Persons applying for membership in U.S. Figure Skating for the first time are not subject to the provisions of rule section PSER 3.00 for conduct occurring prior to their application for membership.

PSER 2.02 It is the responsibility of the vice chair for sanctions and eligibility on the Membership Committee to investigate all matters pertaining to enforcement of these rules and the different membership classifications registered with U.S. Figure Skating. The vice chair will determine whether or not violations have been made. Any eligible person who admits to violating or is proven to have violated U.S. Figure Skating Performance Sanctions and Eligibility Rules will be subject to appropriate action, which may include the changing of the membership status of the person. See rule PSER 3.00. The vice chair will notify the individual, the home club (or collegiate club if such individual is a student), U.S. Figure Skating headquarters and any affected permanent committee, and will report at the next regular meeting of the Board of Directors.

PSER 3.00 Discipline

PSER 3.01 Eligible skaters who knowingly participate in an activity that requires U.S. Figure Skating sanction or approval, but which activity does not, in fact, have such sanction or approval, will be subject to disciplinary action under Article XXV, Section 1, of the bylaws by U.S. Figure Skating for such participation. Such discipline may include the loss of eligibility, after fair notice and opportunity for a hearing, should one be requested pursuant to U.S. Figure Skating Grievance Committee and Ethics Committee Rules and Procedures. The decision to discipline an eligible skater may be mitigated if the eligible skater establishes, by a preponderance of the evidence, facts which demonstrate that, at the time of participation, the skater was under a good faith understanding from the sponsoring organization or individual that such activity had been properly sanctioned or approved.

PSER 3.02 Any member club that violates a Performance Sanctions and Eligibility Rule will be subject to disciplinary action under Article XXV, Section 1, of the U.S. Figure Skating bylaws, which may include the loss of member club status. In addition

to any other disciplinary action that may be brought against it, any member club failing to secure a sanction for any event or activity requiring U.S. Figure Skating sanction or approval will be restricted from hosting events or activities requiring a U.S. Figure Skating sanction or approval for a period of time not to exceed one year.

A. For the purposes of the Performance Sanction and Eligibility Rules, a member club is a club holding either full, provisional or interim membership in U.S. Figure Skating under whose auspices an ice show or exhibition is held.

PSER 3.03 Any eligible skater who accepts a gift in violation of the provisions of rule section PSER 8.00 will be restricted from participating in events or activities requiring a sanction or contract for a period of time not to exceed one year.

PSER 3.04 Any eligible person who violates a U.S. Figure Skating Performance Sanctions and Eligibility Rule is subject to the loss of eligibility or other disciplinary action. However, unless such person voluntarily relinquishes their eligibility, such person may not be declared ineligible or have their eligibility suspended without first being accorded fair notice and an opportunity for a hearing, should one be requested, in accordance with U.S. Figure Skating Grievance Committee and Ethics Committee Rules and Procedures. No discipline or other action affecting eligibility will be taken under this provision if to do so would be a violation of the Sports Act or Article IX of the United States Olympic and Paralympic Committee Bylaws.

PSER 3.05 No eligible U.S. Figure Skating athlete, nor any U.S. Figure Skating coach or official, may be declared ineligible to participate in any U.S. Figure Skating sanctioned competition, or other competitions in which his or her rights have been accorded protection under the Sports Act, without first being provided fair notice and an opportunity for a hearing, should one be requested, in accordance with U.S. Figure Skating Grievance Committee and Ethics Committee Rules and Procedures.

PSER 3.06 Subject to the requirements of the Sports Act, the vice chair of sanctions and eligibility on the Membership Committee or the president of U.S. Figure Skating will have the right to order the issuance of further sanctions or the approval of contracts be refused to any eligible skater who has been charged with violation of these Performance Sanctions and Eligibility Rule, and the order of refusal will remain in effect until the questionable action has been satisfactorily explained or acted upon by the appropriate authority.

PSER 3.07 Right of Appeal

Any person whose eligibility rights and privileges have been altered by action of U.S. Figure Skating will have the right of appeal by filing a grievance as provided in Article XXV, Section 1, of the U.S. Figure Skating bylaws.

PSER 4.00 Participation in U.S. Figure Skating Activities According to Eligibility Status

PSER 4.10 Eligible Status

PSER 4.11 An “eligible person” is an individual who is in compliance with the eligibility rules of U.S. Figure Skating and, as applicable, the ISU; and who is registered with U.S. Figure Skating as a member of a U.S. Figure Skating club or collegiate club, or as an individual member of U.S. Figure Skating. See rules GR 2.02 and PSER 2.01.

PSER 4.12 One must be an eligible person to:

- A. Compete in U.S. Figure Skating competitions;
- B. Unless otherwise provided in rule PSER 4.70, serve as a U.S. Figure Skating referee, judge, accountant, music coordinator or announcer;
- C. Serve as an officer of U.S. Figure Skating; however, such officers cannot be eligible coaches as defined in rule PSER 4.21 or restricted persons as defined in rule PSER 4.51.

PSER 4.13 Eligible persons, as defined in rule PSER 4.11, may participate in the following, except as otherwise noted:

- A. All U.S. Figure Skating activities, including competitions sanctioned and/or conducted in accordance with U.S. Figure Skating rules as provided in this rulebook;
- B. As an elected officer, board member, committee chair and committee member of U.S. Figure Skating;
- C. As an elected officer or board member in member clubs;
- D. As a Governing Council delegate in accordance with U.S. Figure Skating rules and bylaws;
- E. As a technical panel official in accordance with rule PSER 4.70;
- F. As an eligible coach, as that term is defined in rules PSER 4.21, and, if desired, may trial judge concurrently.
- G. Serve in any capacity for Special Olympics;
- H. ISI-endorsed tests, competitions and exhibitions with limitations as provided by the Joint Statement of Cooperation;
- I. Vote in Governing Council.

PSER 4.14 Eligible skaters must request and receive permission from U.S. Figure Skating in accordance with rules PSER 7.01 and PSER 7.02 prior to participating for payment in any appearance, endorsement or exhibition performance.

PSER 4.15 It is the responsibility of an eligible person to notify the U.S. Figure Skating headquarters when such person has decided to relinquish their eligible status.

PSER 4.20 Eligible Coach Status

PSER 4.21 An “eligible coach” is an eligible person who is paid to coach or instruct skaters in skating and related activities, but who has not otherwise participated in an activity that causes that person to become ineligible. See rule PSER 4.32.

PSER 4.22 Eligible coaches, as defined in rule PSER 4.21, may participate in the following U.S. Figure Skating activities:

- A. Eligible coaches may not serve as accountants, judges, referees or technical controllers at U.S. Figure Skating tests and competitions while they continue to coach, except as allowed in rules ER 8.10 and DOR 5.10 (D) and (E).
- B. Eligible coaches, while entitled to the privileges of eligibility to participate in U.S. Figure Skating activities, remain subject to ISU rules restricting their eligibility to serve as a referee, assistant referee, judge or technical controller in ISU events or international competitions sanctioned by the ISU or a member of the ISU, or to hold certain positions in the ISU.
- C. A reinstated or readmitted person may become an eligible coach under the rules of U.S. Figure Skating, but his or her

privileges of participation are limited in accordance with the applicable U.S. Figure Skating rules governing reinstated and readmitted persons (rules PSER 4.41 and PSER 4.42 respectively), as well as with the rules of the ISU governing participation in ISU activities and competitions.

PSER 4.30 Ineligible Status

PSER 4.31 An “ineligible person” is a person who has engaged in activities that constitute a violation of these Performance Sanctions and Eligibility Rules, has been declared ineligible, and has not been reinstated by U.S. Figure Skating as an eligible person. See rule PSER 4.35.

PSER 4.32 A person becomes ineligible to participate in U.S. Figure Skating activities and competitions, unless otherwise provided in rule PSER 4.35, by:

- A. Participating, without the prior express authorization of U.S. Figure Skating (by sanction, written permission, rule or agreement), in any capacity, in a skating competition, exhibition or tour;
- B. Participating in a competition conducted by officials (referees, judges and accountants) who are not officials on a list approved by U.S. Figure Skating, the ISU or an ISU member, except as otherwise permitted under U.S. Figure Skating rules;
- C. Participating in an event not sanctioned by U.S. Figure Skating, the ISU or an ISU member without the permission of U.S. Figure Skating to do so;
- D. Participating in an international competition not conducted under ISU regulations; or
- E. Failing to comply with the requirement to obtain the prior written consent of U.S. Figure Skating to receive payment for appearances, endorsements and exhibition performances or to comply with any conditions placed upon receipt of such payment. See rule PSER 7.01.
- F. Any other breach of these Performance Sanctions and Eligibility Rules.

PSER 4.33 Participation in the following activities will be governed in accordance with U.S. Figure Skating rules and policies pertaining to those events, and rule PSER 4.32 (A–E) will not apply:

- A. Club competitions conducted between members of one club;
- B. ISI tests, competitions and other ISI skating events in accordance with the Joint Statement of Cooperation; and
- C. Competitions conducted under the auspices of the State Games.

PSER 4.34 If a person has not breached the eligibility rules, but instead is disqualified or suspended under applicable U.S. Figure Skating rules or bylaws, the eligibility status of that person is not affected. However, depending upon the terms of the disqualification or sanction, that person’s right to participate in competitions and activities of U.S. Figure Skating or the ISU may be limited.

PSER 4.35 Ineligible persons as defined in rule PSER 4.31 may participate in the following U.S. Figure Skating activities:

- A. Tests, as a skater or partner, but not as an official;
- B. As a Governing Council delegate, including athlete delegate, in accordance with U.S. Figure Skating rules and bylaws;
- C. Judging Compete USA competitions, and dramatic performance and lyrical pop/character/comedy events at the U.S. Adult Figure Skating Championships and adult sectional championships;
- D. Ice shows and exhibitions, as a skater.
- E. As a member of a member club (if eligible under the member club’s bylaws);
- F. As a director of a member club, in accordance with the provisions of rule MR 5.01 (K) (maximum of one) and if permitted to do so under the bylaws of that member club, but not as an officer of the member club;
- G. As a member of the Board of Directors of U.S. Figure Skating and other U.S. Figure Skating committees, but not as an elected officer of U.S. Figure Skating.

PSER 4.40 Reinstatement from Ineligible Status

PSER 4.41 A “reinstated person” is a member of U.S. Figure Skating who was an ineligible person, but who has been reinstated by U.S. Figure Skating as an eligible person, with certain limitations. See rule PSER 4.48.

PSER 4.42 A “readmitted person” is a member of U.S. Figure Skating who has been reinstated by U.S. Figure Skating as an eligible person for the second time, with certain limitations. See rule PSER 4.49.

PSER 4.43 Individuals may apply for reinstatement from ineligible status in accordance with rule PSER 4.40 or may contest the alteration of their status as provided under rule PSER 3.07.

PSER 4.44 The vice chair for sanctions and eligibility on the Membership Committee will have the authority to reinstate an ineligible person to eligible status or readmitted status for purposes of participation in U.S. Figure Skating activities and competitions. A person seeking reinstatement must fill out the Application for Reinstatement and send it to the vice chair for review and approval. The vice chair will provide a summary report of reinstated and readmitted persons to the Board of Directors at its fall and spring meetings.

- A. All ineligible persons wishing to reinstate for the purpose of competing in U.S. Figure Skating qualifying and nonqualifying competitions must submit their Application for Reinstatement to the vice chair no later than 30 days prior to the closing date for entries for the competition in which they intend to compete.
- B. An application for reinstatement (for eligible or readmitted status) pursuant to rule PSER 4.44 will be made on the standard Application for Reinstatement available from U.S. Figure Skating headquarters or on the Members Only site;
- C. The applicant must be a registered member of U.S. Figure Skating;
- D. A club officer will approve the application for reinstatement if the individual is a member of a club;
- E. The applicant agrees to honor all the rules of eligible status after filing the application and, if reinstated or readmitted, to abide by these rules; and
- F. Any falsification of information on the application will result in cancellation of the application.

PSER 4.45 If an Application for Reinstatement of an ineligible person is granted by U.S. Figure Skating, such individual will be classified as a reinstated person, with all the privileges accorded reinstated persons listed in rule PSER 4.48.

PSER 4.46 A former reinstated person seeking reinstatement for a second time under the rules of U.S. Figure Skating must apply for readmitted status under the provisions of rule PSER 4.44 and, if granted, will be classified as a readmitted person with all the privileges accorded to readmitted persons listed in rule PSER 4.49.

PSER 4.47 Reinstatement or readmission to eligible status by U.S. Figure Skating applies only to the privilege to participate in U.S. Figure Skating activities. A person reinstated or readmitted by U.S. Figure Skating is not eligible to participate in activities and competitions conducted under the auspices of the ISU, except as provided under the rules of the ISU. Only the ISU will have the authority to reinstate an ineligible person to eligible status for purposes of participating in the activities and competitions of the ISU. Procedures for applying to the ISU for reinstatement are found in the ISU regulations.

PSER 4.48 Reinstated persons as defined in rule PSER 4.41 may participate in all U.S. Figure Skating activities in which an eligible person is entitled to participate (see rule PSER 4.13). However, a reinstated person may, pursuant to the rules of the ISU, have certain limitations on their eligibility to participate in ISU activities and competitions.

PSER 4.49 Readmitted persons as defined in rule PSER 4.42 may participate in all U.S. Figure Skating activities in which an eligible person is entitled to participate (see rule PSER 4.13), except a readmitted person may not participate as a skater in U.S. Figure Skating sanctioned qualifying competitions. In addition, a readmitted person may have certain restrictions on their eligibility to participate in ISU activities and competitions.

PSER 4.50 Restricted Status

PSER 4.51 A “restricted person” is someone who is not qualified to participate fully in the activities of U.S. Figure Skating for a period of time. In addition, restricted persons may be subject to further limitations on their privilege to participate in certain activities under the rules of the ISU. See rules PSER 4.50, PSER 4.55 and MR 5.01 (K).

PSER 4.52 Persons not otherwise ineligible under other provisions of these rules may have their eligibility rights restricted if they:

- A. Receive remuneration for ownership or management of an ice show, ice arena, skating exhibition tour or non-sanctioned competition. (A person will be considered an owner or manager if, through investment or paid employment, that person makes decisions regarding the operation of an ice show, ice arena, skating exhibition tour or non-sanctioned competition); or
- B. Are paid full-time employees of U.S. Figure Skating.

PSER 4.53 Individuals may apply for removal of their restriction in accordance with rule PSER 4.60 or may contest the alteration of their status as provided under rule PSER 3.07.

PSER 4.54 All persons under restricted status are restricted while they engage in the above activities and for 90 days thereafter. During the time of restriction, such persons are eligible for limited participation in U.S. Figure Skating activities. See rules PSER 4.55 and MR 5.01 (K). These persons and remunerated coaches under the rules of the ISU may be further restricted from participating as an official at international competitions, including the Olympic Games, and from holding certain positions within the ISU.

PSER 4.55 Restricted persons as defined in rule PSER 4.51 may participate in the following U.S. Figure Skating activities:

- A. Club competitions or sanctioned nonqualifying competitions, as a skater, but not as an official;
- B. Tests, as a skater, but not as an official;
- C. As a Governing Council delegate, including athlete delegate, in accordance with U.S. Figure Skating rules and bylaws;
- D. As an eligible coach as provided under rule PSER 4.21, but without the privilege to trial judge or serve as an official unless as otherwise provided in rule PSER 4.70, for U.S. Figure Skating tests or competitions, including the State Games, while restricted;
- E. Judging Compete USA competitions;
- F. Partnering tests;
- G. As a director of a member club, in accordance with the provisions of rule MR 5.01 (K) (maximum of one) and if permitted to do so under the bylaws of the member club, but not as an officer of a member club;
- H. As a member of the Board of Directors of U.S. Figure Skating and other U.S. Figure Skating committees, but not as an elected officer of U.S. Figure Skating; and
- I. As a technical panel official in accordance with rule PSER 4.70.

PSER 4.60 Application to Lift Restricted Status

A person whose eligibility is temporarily restricted may apply for lifting their restriction. This will be approved provided no additional violations or infractions have taken place.

- A. To lift the restricted status, a person will send a request in writing to the vice chair for sanctions and eligibility on the Membership Committee.
- B. If there have been no violations of the rules, the vice chair for sanctions and eligibility on the Membership Committee will approve the request and notify the person, U.S. Figure Skating headquarters and any affected permanent committees. A final report will be given at the next regular meeting of the Board of Directors.
- C. All restricted persons in skating intending to compete in U.S. Figure Skating qualifying competitions must request the lifting of any restriction in writing to the vice chair for sanctions and eligibility on the Membership Committee no later than 30 days prior to the closing date for entries for the competition in which they intend to compete.

PSER 4.70 Eligibility Classification Table

Activity	Eligible/ Reinstated	Eligible Accountants, Judges, Referees or Technical Controllers	Restricted	Readmitted	Ineligible	Eligible Coach
Tests	Yes	Yes	Yes	Yes	Yes	Yes
Compete in club competitions & sanctioned nonqualifying	Yes	Yes	Yes	Yes	No	Yes
Compete in sanctioned qualifying	Yes	Yes	No	No	No	Yes
Compete in or officiate non sanctioned	No	No	No	No	Yes	No
Commercial ventures	Yes	No	Yes	Yes	Yes	Yes
Paid coaching	Yes *X	No *	Yes *	Yes *	Yes *	Yes *
Rink management	No	No	Yes	No	Yes	Yes +
Trial judge	Yes	Yes	No	Yes	No	Yes
U.S. Figure Skating official (PSER 4.12 (B))	Yes	Yes	No	Yes	No	No *
Technical panel official	Yes	Yes	Yes	Yes	Yes	Yes
Judge ISI	Yes^	Yes^	Yes	Yes	Yes	Yes^
Judge Compete USA	Yes	Yes	Yes	Yes	Yes	Yes
Partner tests	Yes	Yes	Yes	Yes	Yes	Yes
Governing Council delegate	Yes	Yes	Yes	Yes X	Yes	Yes
Officer of member club	Yes	Yes	No	Yes X	No	Yes X(1)
Elected officer of U.S. Figure Skating	Yes	Yes	No	Yes	No	No
Director of U.S. Figure Skating or member club	Yes	Yes	Yes X	Yes X	Yes	Yes X(2)
* Forfeits right to serve as an accountant, judge, referee or technical controller except as allowed in DOR 5.10 (D) and (E) X See Membership Rules + See Restricted Activities (1) Eligible coaches may not constitute a majority of a club's officers (2) See MR 5.01 (K) ^ In accordance with the Joint Statement of Cooperation						

PSER 6.00 Performance Sanctions

PSER 6.01 All ice shows, exhibitions, appearances and entertainment of any kind by eligible skaters must be sanctioned or otherwise approved in writing by U.S. Figure Skating. For exceptions, see rule PSER 6.03. Performance sanctions may be issued by U.S. Figure Skating to member clubs (full, interim or provisional) for performances by eligible skaters with the following requirements:

- A. Ice shows and exhibitions must be held under the auspices and control of a member club located in the same vicinity;
 1. **Auspices and control** is the active participation by a member club in the conduct, management and financial affairs of the events including control of any net gain from the event.
 2. **Vicinity** is the geographical area ordinarily influenced by the communities in which the respective clubs are located. In large cities with more than one club, the neighborhoods and suburbs ordinarily accepted as separate communities would be the criterion.
 3. **Exhibition** is a skating performance by an eligible skater(s) by itself or as part of some other entertainment. A **Series of Exhibitions** is a skating performance by an eligible skater(s) by itself or as part of some other entertainment, relating to a single organized event which has repeat performances with the same cast, or where the same exhibition takes place within a 45-day period, or where the same exhibition is performed during a continuous season. See rule PSER 6.04 (B).
 4. **Ice shows** are gala performances where figure skating furnishes the principal entertainment for spectators.
- B. U.S. Figure Skating independent synchronized skating or Theatre On Ice teams may apply for performance sanctions. The team manager of record will be authorized to apply for this sanction. The issuance of performance sanctions to U.S. Figure Skating independent synchronized skating teams, Theatre On Ice teams and U.S. Figure Skating individual members will be limited to their own exhibition performance and/or individual appearance and, if warranted in accordance with PSER 6.01 (D), will not be unreasonably withheld.
- C. A performance sanction issued to a club will cover all participating eligible skaters, regardless of their home club affiliation. See rule PSER 6.02 (C).
- D. A member club, independent synchronized skating team or Theatre On Ice team, which uses the principal skating headquarters of another member club for an ice show or exhibition, must receive permission, in writing, by an authorized representative of the home club before a sanction is issued. Such permission will not be unreasonably withheld. A copy of the letter must be attached to the performance sanction application.

- E. If a scheduling conflict arises from two or more member clubs who wish to host an ice show or exhibition on or near the same date and in the same geographical area, the dispute will be arbitrated by the vice chair of sanctions and eligibility on the Membership Committee.
- F. A member club's share of the net profits derived from sanctioned events must be used for the promotion of figure skating, an approved charity or the general welfare of the member club. When the member club is not the sole beneficiary, it will receive its fair share of the profits in return for its work and supervision. This amount will be negotiated with the promoter or sponsor in advance and provided in writing to the sanctioning member club.
 - 1. **Net profits** are the funds remaining after deducting taxes and other expenses of the event from the gross receipts.
 - 2. **Charity** is a religious, educational or philanthropic organization that receives benefits from an ice show or exhibition.
 - 3. **Promoter** is an individual or entity who organizes an ice show, exhibition, tour or other event in which figure skating performances are utilized for fiscal benefit.
 - 4. **Beneficiary** is a member club, charity or not-for-profit organization who takes part in any manner in an ice show, exhibition or series of exhibitions and shares in the net gain.
- G. The names of all eligible skaters receiving payment (including receipt of a monetary equivalent in goods and services) for performing in or otherwise appearing or endorsing the event must be listed in the sanction application, along with the terms of the financial arrangements with such skaters. If this information is not known at the time of the sanction application, the sanction applicant must provide such information promptly to the vice chair of sanctions and eligibility on the Membership Committee as soon as it is known. (See rule PSER 7.01.)
- H. All forms of advertising, notices or programs must state that the event is hosted by the member club and sanctioned by U.S. Figure Skating.

PSER 6.02 An Application for Performance Sanction for ice shows, exhibitions, appearances or entertainment within the United States is required when any of the following conditions are present:

- A. Admission is charged or admission is contingent upon a monetary donation or its equivalent. (SR 2.02 (A)) Admission charges are monetary charges or monetary donations that are collected for performances by eligible skater(s) in ice shows, exhibitions, personal appearances, tours and other events in which figure skating performances are utilized. Regular charges for club parties are not considered admission within the meaning of these rules.
- B. Member club or promoter is recipient of some financial benefit;
- C. Skaters who are not members of the sponsoring club have been invited to participate and have obtained permission from their home club;
- D. The performance is held at a location other than the principal skating headquarters of the sponsoring club as defined in rule MR 1.01;
- E. The event is advertised or the public is invited to attend;
- F. Skaters or synchronized teams exhibit at professional hockey games;
- G. The event is part of a radio or television broadcast. See rule PSER 6.14. Activities in television broadcasts will include performance in television commercials. (See rules PSER 7.01 and PSER 7.02.)

PSER 6.03 An Application for Performance Sanction for ice shows, exhibitions, appearances or entertainment by eligible skaters is not required for the following situations:

- A. Exhibitions by skaters of one member club with the opportunity to perform for their family and friends. No admission is charged, and the event is not advertised to the general public. Skaters must be current members of the host club.
- B. Exhibitions by students at an educational institution that has a collegiate club, school-affiliated club or hockey club; or the exhibition is in the home rink of the school; or the event is sponsored by an organization or group that is regularly associated with the school; or if eligible skaters have permission of their home club to participate in such school exhibitions;
- C. Promotion or advertisement in the media of a properly sanctioned event or competition, including news reporting on radio, television, motion pictures or in person;
- D. Exhibition in the form of skating school recitals that are held for the sole purpose of providing pupils or instructors of skating schools the opportunity to perform for their family and friends. Skaters must be bona fide pupils of the school;
- E. Demonstration of skills by eligible skaters at U.S. Figure Skating, ISU, ISI and PSA schools, workshops, seminars and conferences.
- F. Ice shows, exhibitions, appearances or skating entertainment endorsed by the ISI in accordance with the Joint Statement of Cooperation.
- G. Ice shows, exhibitions, appearances or skating entertainment endorsed by Learn to Skate USA in accordance with rule MR 70.10 (B).

PSER 6.04 An Application for Performance Sanction submitted by a member club, U.S. Figure Skating individual member, U.S. Figure Skating independent synchronized team or U.S. Figure Skating Theatre On Ice team must be made by an authorized representative of a member club, U.S. Figure Skating individual member or team manager, respectively.

- A. The application must be submitted online via the Members Only site to U.S. Figure Skating headquarters at least 14 days before the date of the event. No sanction fees are required unless a sanction application is made fewer than 14 days before the date of the event, in which case a \$25 late processing fee is required.
- B. Only one sanction is required:
 - 1. For events having repeat performances with the same cast;
 - 2. For same event within 45-day period;
 - 3. For an event that is held during a continuous season (i.e. a hockey season or summer session).
- C. The names of all foreign eligible persons must be listed on the application. Foreign eligible skaters must receive permission from their skating federation, and that permission must accompany the performance sanction. See rule PSER 10.00.
- D. Contract(s) between the member club and the promoters or co-sponsors must be attached to the application and approved by the sanctions officer.
- E. If payment (including the receipt of a monetary equivalent in goods or services) is being offered to an eligible skater in conjunction with the event for which a performance sanction is sought, the application must include the names of the eligible skaters receiving payment and the terms of the payment arrangements with such skaters. See rule PSER 7.01. Note: Payment does not include the reimbursement of expenses as outlined in rule PSER 8.01 (B).

PSER 6.05 Upon review and approval by the vice chair of sanctions and eligibility on the Membership Committee, performance sanctions are issued to U.S. Figure Skating member clubs, U.S. Figure Skating individual members, U.S. Figure Skating independent synchronized teams or U.S. Figure Skating independent Theatre On Ice teams by U.S. Figure Skating headquarters. The president of U.S. Figure Skating may also approve a sanction. (For exceptions see rule PSER 6.10).

PSER 6.06 No sanction will be granted for any event in which the word "Olympic," or any derivative thereof, is used in any advertisement, announcement or publicity, or in any other manner, without having first obtained the approval of the U.S. Figure Skating executive director, who must first obtain consent of the USOPC.

PSER 6.07 Special Olympics Events

Registered Special Olympics skaters may participate in any event for Special Olympics athletes without jeopardizing their eligible status. See rule PSER 4.13.

PSER 6.10 Special Performance Sanctions

PSER 6.11 The president of U.S. Figure Skating or the executive director of U.S. Figure Skating may issue special performance sanctions for exhibitions at professional sports events that provide a substantial benefit (\$1,000 or more) to the unrestricted funds of the Memorial Fund. A special sanction may also be issued for events of unusual or national prominence, not necessarily sponsored by member clubs, in which charities or other worthwhile causes are promoted; i.e. the Memorial Fund and Olympic Games. See rule PSER 9.01.

PSER 6.12 When requests are received by U.S. Figure Skating to sanction an event that is not or cannot be sanctioned by a member club, such as ice shows, exhibitions or other skating events that are developed or produced in whole or in part by a promoter or by or for a for-profit organization, the president of U.S. Figure Skating and the executive director of U.S. Figure Skating will evaluate the merits of the request to determine whether to submit such request to the Board of Directors for approval. If submitted to and approved by the Board of Directors, a special performance sanction will be granted for the event upon the negotiation of an appropriate fee.

PSER 6.13 Member clubs may apply for a special sanction on behalf of arenas or nonmember clubs;

- A. The event must be held under the general supervision of the member club to ensure compliance with the terms of these sanction rules.
- B. The event must take place in the same geographical area as the member club.
- C. All requirements for assessment fees and financial reports will apply (see rule PSER 9.00).

PSER 6.14 Televised Events

- A. *Applications by Member Clubs.* Applications for sanctions for televised ice shows, exhibitions, appearances or other skating entertainment for which a member club is the host of the event must be submitted to the executive director of U.S. Figure Skating for approval. The member club must submit all financial arrangements between the television stations or networks and the member club with its application. Copies of any contracts, and telecast times and dates must also be submitted. If the executive director approves the application, the vice chair of sanctions and eligibility on the Membership Committee will issue the special performance sanction.
- B. *All other applications.* Applications for special performance sanctions for all other televised events held in the United States will be submitted for approval in accordance with the procedures of rule PSER 6.12.

PSER 7.00 Approval to Receive Payment for Appearances, Endorsements or Exhibitions

PSER 7.01 Written approval from U.S. Figure Skating is required for eligible skaters to receive payment (including the receipt of a monetary equivalent in goods or services) to participate in an appearance, endorsement or exhibition performance that involves the use of the person's skating skills, identity or reputation as a skater. Written approval will take the form of the following:

- A. When payment is to be made pursuant to a U.S. Figure Skating sanctioned activity, and the terms of payment and the skater's name to whom payment is to be made are disclosed on the sanction application form, the grant of sanction constitutes U.S. Figure Skating approval, and no additional written approval is required. The skater must confirm that the sanction contains the necessary representations required under this provision.
- B. For all other situations in which a person has been offered payment for an appearance, endorsement or exhibition, the skater must obtain written approval of U.S. Figure Skating in the form of an Eligible Skater's Compensation Agreement (ESCA).

PSER 7.02 Eligible Skater's Compensation Agreement (ESCA)

- A. Skaters seeking permission from U.S. Figure Skating to accept payment for an appearance, endorsement or exhibition, as set forth in rule PSER 7.01, must:
 - 1. Submit a request for the approval of an ESCA to the executive director of U.S. Figure Skating at least two weeks prior to the activity for which the skater will be paid. (U.S. Figure Skating will reserve discretion to accept a request for an ESCA that does not comply with the time deadline if the skater can show cause why they could not submit the request in a timely manner.) The request will take the form of a draft ESCA agreement, signed by the skater, the skater's parent or guardian, if the skater is a minor, and the contractor (the individual or entity who has offered the skater payment). Forms for the ESCA are available from U.S. Figure Skating headquarters or on the Members Only site.
 - 2. Submit a processing fee with the draft ESCA agreement.
- B. Upon receipt of the request for an ESCA, U.S. Figure Skating will review the draft ESCA and make a determination whether to approve the request. The request for an ESCA will not be approved if U.S. Figure Skating determines that:
 - 1. The activity for which the ESCA request has been submitted does not, in the judgment of U.S. Figure Skating, comply with the laws, rules, regulations, policies and bylaws that U.S. Figure Skating, as NGB of figure skating on ice and member of the ISU, is obligated to follow; or
 - 2. The activity for which the ESCA request has been submitted presents a conflict with any outstanding U.S. Figure Skating contractual obligations, the approval of which may place U.S. Figure Skating in breach of its contractual obligations.
- C. Once countersigned by U.S. Figure Skating, the draft ESCA submitted for approval becomes an approved contract, and the skater may proceed under the terms of the ESCA.
- D. Eligible skaters entering into an ESCA must limit the activities that are the subject of the ESCA during the following time periods:
 - 1. Two weeks before the first official practice of the following competitions at which the skater will compete: all U.S. Figure Skating qualifying competitions, except National Qualifying Series events, (see rule 1022) and international competitions sanctioned by the ISU; and
 - 2. The period of time between U.S. Figure Skating Championships and the World Championships, which may include the Olympic Winter Games, if the skater has qualified.

PSER 8.00 Gifts and Expenses

PSER 8.01 Monetary or non-monetary gifts may be presented to eligible skaters for appearances in sanctioned exhibitions and ice shows:

- A. Eligible skaters may receive a monetary gift, without any restriction to the amount, for performing in a sanctioned event without signing an Eligible Skaters Compensation Agreement, as long as such skater's name and the terms of payment are listed on the Application for Performance Sanction.
- B. Any skater leaving home for the purpose of giving an exhibition or participating in a sanctioned ice show will be entitled to reimbursement of reasonable expenses. In accordance with the current, approved U.S. Figure Skating Travel and Expense Policy, available on the Members Only site, skaters are required to render an accounting of their expenses incurred to the member club, sponsor or promoter.
- C. Eligible skaters who have not reached the age of 18 years may apply for payment of expenses as defined in rule PSER 8.01 (B) for one other person besides themselves, provided such person is 18 years of age or older and is a properly qualified chaperone or companion.
- D. The eligible skater may commission the home club to make all arrangements for the payment of expenses.
- E. The member club or sponsor hosting the event may make reimbursement of expenses directly to the exhibiting skater or designated chaperone or companion (per rule PSER 8.01 (C)) if requested.
- F. The expense rules of the foreign associations or those of the ISU must be observed in all cases of foreign exhibitions, except for Canada.

PSER 8.02 Eligible skaters of member clubs violating or failing to conform to any of the foregoing expense rules, or concealing such violations, will be subject to disciplinary action, which may include disqualification of the eligible skater and expulsion of the club from membership, pursuant to Article XXV, Section 1, of the U.S. Figure Skating bylaws.

PSER 9.00 Assessment Fees and Financial Reports

PSER 9.01 Assessment fees are required for sanctioned ice shows and exhibitions when the event(s) is being sponsored or cosponsored by a promoter (for a profit or nonprofit organization), a nonmember club or a charity, and when the event is one of unusual or national prominence. The sponsor must pay the assessment fee.

- A. The assessment fee is:
 - 1. Two and one-half percent if gross receipts or donation to member club is \$500–\$5,000;
 - 2. Five percent if gross receipts or donation to member club is more than \$5000 but not more than \$100,000;
 - 3. Seven and one-half percent if gross receipts or donation to member club exceeds \$100,000.Note: Gross receipts are the funds derived from the admission charges of ice shows, exhibitions or personal appearances before deducting taxes and other expenses of the event. If figure skating is a portion of the event, the gross receipts are defined as that portion of the admission charge that relates to the figure skating portion of that event.
- B. The executive director of U.S. Figure Skating will have the right to negotiate additional fees to promoters that will benefit either the Memorial Fund or U.S. Figure Skating.
- C. Assessment fees are required for ice shows and exhibitions when it is for the benefit of the Memorial Fund. Seventy percent of the net profits will be donated to the general fund of the Memorial Fund.
- D. For any sanctioned event that requires an assessment fee, the Financial Report of Sanctioned Performance must be filed with U.S. Figure Skating headquarters by the member club, individual or team issued the sanction (see rule PSER 6.01 (B)) within 60 days following the event. The assessment fee is to be remitted by check or money order payable to U.S. Figure Skating together with the financial report.
- E. Failure to file the report or pay the assessment fee within 60 days will result in a penalty fee of \$25 and the withholding of further sanctions from the delinquent member club during the period of its continuing default. Should such delinquency persist beyond 120 days from the date of the event, disciplinary action may be taken against the delinquent club, pursuant to rule PSER 3.05 and Article XXV, Section 1, of the U.S. Figure Skating bylaws.

PSER 9.02 Assessment fees are not required for:

- A. Sanctioned ice shows, exhibitions, appearances and entertainment hosted by a member club provided that the net profits in full are used in the promotion of figure skating for its club members and/or for the benefit of a charity;
- B. Exhibitions that are a minor part of the entertainment event even though admission is charged (e.g. intermission at hockey games); (See rule PSER 6.02 (A) for definition of “admission charges”).
- C. Exhibitions and appearances of eligible skaters held in Canada.

PSER 10.00 Foreign Performance Sanctions

Sanctions for international amateur athletic participation in ice shows or exhibitions:

PSER 10.01 Canadian Sanctions

- A. U.S. Figure Skating eligible skaters may appear in a skating ice show or exhibition sanctioned by Skate Canada without the need for such skating ice show or exhibition to have been separately sanctioned by U.S. Figure Skating. Prior to participating in the ice show or exhibition, however, the skater must receive written evidence from the sponsoring organization that Skate Canada has sanctioned the entire event in which they will be participating.
- B. If, in conjunction with the ice show or exhibition sanctioned by Skate Canada, the U.S. Figure Skating skater has been offered payment for an appearance, endorsement or exhibition performance that involves the use of the person’s skating skills, identity or reputation as a skater, the skater must comply with the provisions of rule PSER 7.01 (B) before they are authorized to participate in the activity or receive payment.
- C. U.S. Figure Skating clubs desiring to hold events in Canada are subject to Skate Canada rules.
- D. Canadian skaters may appear in U.S. Figure Skating sanctioned ice shows or exhibitions; however they must present written permission to do so from Skate Canada to the host organization, and that permission must accompany the host organization’s request for the performance sanction.
- E. Canadian clubs seeking sanctions for ice shows and exhibitions in the United States must procure a sanction from the vice chair of sanctions and eligibility on the Membership Committee.

PSER 10.02 Other Foreign Sanctions:

- A. The chair of the International Committee must sanction all exhibitions or other appearances by U.S. Figure Skating skaters in a foreign country, other than Canada. If, in conjunction with the foreign exhibition or appearance, the U.S. Figure Skating skater has been offered payment for an appearance, endorsement or exhibition performance that involves the use of the person’s skating skills, identity or reputation as a skater, the skater must comply with the provisions of rule PSER 7.01 (B) before being authorized to participate in the activity or receive payment.
- B. Non-U.S. citizens from countries other than Canada and U.S. citizens who have been released by U.S. Figure Skating to represent a foreign federation other than Canada must have documentation that they are in good standing with and have permission from their federation to appear in an exhibition.

Rules for Officials

Rules for Domestic Officials

DOR 1.00 Definition of Official

Any member who is certified by U.S. Figure Skating as an accountant, announcer, data operator, judge, music coordinator, referee, technical accountant, technical controller, technical specialist or video replay operator is an official of U.S. Figure Skating.

DOR 1.01 Compliance Requirement for All Officials

Officials of U.S. Figure Skating must meet all compliance requirements to serve in any capacity at any U.S. Figure Skating sanctioned event. If officials are not compliant by Sept. 1 of the current season, they will be marked as inactive for the remainder of the season or until they become compliant. If the official is not compliant by the end of the season, their appointment(s) will be marked as resigned.

DOR 1.02 Authorization to Officiate

- A. Compliant officials will be authorized to act as an official in their designated classification at any test session or competition if they are not inactive and have not retired or been removed, suspended or demoted.
- B. Officials are authorized to act as an official at skating tests and competitions sanctioned by U.S. Figure Skating, including sanctioned competitions sponsored by nonprofit organizations. See rules 2130-2135, 3030-3048 and 4530-4535 for rules on what types, numbers and levels of officials are required at qualifying competitions, nonqualifying competitions and test sessions, respectively.
- C. The Domestic Officials Recruitment and Management Committee will initiate disciplinary action against any official who acts as an official in an event for which they are not authorized.

DOR 1.03 Requirements to Become an Official

To be an official of U.S. Figure Skating, one must be at least 18 years of age, unless otherwise specified, must meet the requirements in rule DOR 1.01 and must be certified by U.S. Figure Skating according to the guidelines as published in the Handbook for Domestic Officials (see rule DOR 1.04). Officials will be considered to represent the section and region of their principal residence.

DOR 1.04 Handbook for Domestic Officials

The Handbook for Domestic Officials will document the guidelines for earning appointments, maintaining appointments and earning reappointments. This document will be reviewed and approved by the Domestic Officials Recruitment and Management Committee, and published on the Members Only site no later than Aug. 1 each season.

DOR 2.00 Officials Creed Standard of Conduct

DOR 2.01 The following Officials Creed Standard of Conduct is established for the guidance of all officials of U.S. Figure Skating sanctioned activities:

- I consider it an honor and a privilege to be an official for U.S. Figure Skating.
- I will make my judgment to the best of my ability with all humility and then will keep my own counsel unless questioned officially.
- I will free my mind of all former impressions, be cooperative and punctual, and do my best always to improve my knowledge and to uphold the dignity of the sport.

DOR 2.02 Officials will refrain from publishing or emailing any statements, or making comments online concerning figure skating tests and competitions.

DOR 2.03 All officials must adhere to the U.S. Figure Skating Code of Ethics (rule GR 1.01) and Code of Conduct (rules GR 1.02-1.06), the Social Media Policy for Officials, the Travel and Expense Policy, the Officials Creed Standard of Conduct, the Ethical Conduct and Conflict of Interest Policy, any other applicable U.S. Figure Skating policies, releases and consent forms, and all applicable U.S. Figure Skating rules.

DOR 2.04 Judges may not stand or sit together nor communicate with each other or with spectators or skaters (i.e. competitors or test candidates) while judging. They may not compare notes with one another and must judge independently. In addition, judges may not consult previously prepared marks during a competition and will not write down the announced scores of any skater or team during an event they are judging.

DOR 2.05 Violations of rules DOR 2.00-2.04 may be deemed adequate grounds for appropriate action by the Domestic Officials Recruitment and Management Committee. See also rule GR 1.01.

DOR 3.00 Applications for Appointment as an Official

DOR 3.01 Applications for appointment as an official must be submitted using the official form provided by the Domestic Officials Recruitment and Management Committee and found on the Members Only site. Applications must include all required information and documentation.

DOR 3.02 Within 60 days of receipt of an application, the appropriate vice chair as designated by the chair of the Domestic Officials Recruitment and Management Committee must review the application according to the committee's policies and notify the applicant of the committee's decision. If the decision constitutes appointment, the date of the notification will be the effective date of the appointment, and a copy of the notification will be sent to U.S. Figure Skating headquarters for recording on the appropriate officials list.

DOR 3.03 National Appointments: Recommendations for national appointments must be approved by the Board of Directors. Such recommendations can be presented by the chair of the Domestic Officials Recruitment and Management Committee at an in-person meeting of the Board of Directors. The chair of the Domestic Officials Recruitment and Management Committee will notify the candidate of the decision of the Board of Directors. If the decision constitutes appointment, the date of the notification will be the effective date of the appointment, and a copy of the notification will be sent to U.S. Figure Skating headquarters for recording on the appropriate officials list.

DOR 4.00 Appointment of Foreign Officials

DOR 4.01 An official of a member association of the ISU who is residing either temporarily or permanently in the United States may be appointed as an official of U.S. Figure Skating in the same classification, according to the guidelines published in the Handbook for Domestic Officials (see rule DOR 1.04), upon submission of an official application to the chair of the Domestic Officials Recruitment and Management Committee.

DOR 4.02 Such officials must:

- A. Be eligible persons, if applicable for the position (see rule PSER 4.70);
- B. Be duly recognized as qualified officials by the association of which they are a member;
- C. Meet all requirements of a U.S. Figure Skating official.

DOR 5.00 Requirements to Maintain Appointment as an Official

DOR 5.01 Officials must meet minimum education and activity requirements for each appointment they hold as established by the Domestic Officials Recruitment and Management Committee and published in the Handbook for Domestic Officials (see rule DOR 1.04). Officials unable to meet these requirements by the applicable deadline will be marked as inactive for the applicable appointment(s) for the remainder of the season or until they meet the requirements. If the official has not met the requirements by the end of the season, their appointment(s) will be marked as resigned.

- A. An official may apply to the chair of the Domestic Officials Recruitment and Management Committee for an exception in the case of extenuating circumstances.
- B. Any official whose appointment is resigned for failure to meet the education and activity requirements must meet the requirements specified by the Domestic Officials Recruitment and Management Committee to be reappointed.

DOR 5.02 Appointments are subject to review and may be suspended or removed at any time for conduct unbecoming an official. The complaint procedures in rule section DOR 10.00 must be followed before any appointments can be suspended or removed for conduct unbecoming an official.

DOR 5.03 Judging and Coaching

A U.S. Figure Skating judge is prohibited from participating as a U.S. Figure Skating judge while coaching except as allowed in paragraphs (D) and (E) of this rule DOR 5.03. Any judge who begins coaching must inform the chair of the Domestic Officials Recruitment and Management Committee in writing and must cease judging and request inactive status (see rule section DOR 6.00) or retire from their judging appointments (see rule DOR 7.00). If such judge concurrently acts as a judge of tests or at any U.S. Figure Skating competitions while serving as a paid coach in skating or its related activities, this conduct will be reviewed by the chair of the Domestic Officials Recruitment and Management Committee for disciplinary action.

- A. A U.S. Figure Skating judge may trial judge during the coaching activity period.
- B. The judge may begin or resume judging 90 days after withdrawing from coaching activity. The judge is prohibited from judging former students for one year following the student's last lesson.
- C. See rules DOR 9.00-9.01 for the reappointment process.
- D. U.S. Figure Skating appointed judges may instruct skaters who have not passed any U.S. Figure Skating pre-preliminary or higher tests. Such instruction must be as part of a learn-to-skate or Learn to Skate USA group lesson program, and cannot include private lessons. Judges who instruct under these guidelines maintain their eligibility to judge.
- E. U.S. Figure Skating judges who are full-time college students may coach and judge concurrently. These judges must apply to the chair of the Domestic Officials Recruitment and Management Committee and provide documentation that confirms their status as a full-time college student.

DOR 6.00 Inactive Status of Domestic Officials

DOR 6.01 Inactive status for a one-year period may be granted upon written request to the chair of the Domestic Officials Recruitment and Management Committee. Such inactive status may be extended for one year, if requested, but inactive status may not exceed two years.

DOR 6.02 During the period of inactive status an official is not subject to the requirements of rule DOR 5.01 but remains on file at U.S. Figure Skating headquarters as an inactive official and receives all communications directed to officials of the same type. An official is not eligible to officiate at competitions or tests while registered in inactive status.

DOR 6.03 Upon written request of an official for reinstatement to active status, the Domestic Officials Recruitment and Management Committee will designate the activity needed for the candidate to regain full active status.

DOR 6.04 If an inactive official does not request reinstatement to active status by the conclusion of the two-year period, said official will be deemed to have resigned their appointment(s) and will be removed from the list of officials accordingly.

DOR 7.00 Retirement of Domestic Officials

Officials desiring to retire from some or all of their appointments must notify the chair of the Domestic Officials Recruitment and Management Committee of this desire in writing. The chair will accept the retirement and notify U.S. Figure Skating headquarters to update the official's membership record accordingly. If the official is retiring from any national appointments, the chair will report such action to the Board of Directors at its next in-person meeting. The official's desire to retire will be accepted at the meeting unless other action is directed by the Board of Directors.

DOR 8.00 Recognition of Retired Officials

DOR 8.01 Emeritus Officials

Officials in good standing who have served a minimum of 10 years at any level and who wish to retire voluntarily from all of their appointments will be awarded a certificate as Emeritus Official U.S. Figure Skating. The chair of the Domestic Officials Recruitment and Management Committee will notify headquarters of the designation so headquarters can send the appropriate recognition. This is honorific only and carries no right to officiate any competition.

DOR 8.02 Honorary National Officials

Honorary national officials are appointed by the Board of Directors from amongst those national officials or Level 3 technical accountants who retire as per rule DOR 7.00.

- A. Recommendations for such appointments are made by the chair of the Domestic Officials Recruitment and Management Committee, supported by information from the appropriate national vice chair as may be deemed necessary by the chair.
- B. Certificates will be awarded to those appointed.
- C. Officials in the honorary classification will be eligible to be reinstated to an appropriate active classification per rule DOR 9.01, should the reasons for their inactivity cease to exist.

DOR 9.00 Reappointment of Officials

DOR 9.01 Former U.S. Figure Skating officials may be reappointed by the Domestic Officials Recruitment and Management Committee upon receipt of a written application and completion of the activity designated by the committee in the Handbook for Domestic Officials (see rule DOR 1.04). Application forms are available on the Members Only site. Reappointments to the national level require the approval of the Board of Directors once all designated activity has been completed.

DOR 10.00 Formal Complaints Against Officials

DOR 10.01 Reporting a Complaint

- A. Complaints against officials must be made in writing to one of the persons identified in rule 1506 (A).
- B. Complaints are limited to:
 1. If against a judge, markings indicating bias or serious error, repeated inconsistency in marking, a pattern of judging indicating a lack of judging temperament or mental or physical inability to perform effectively and reliably as a judge, actions unbecoming a judge or ineligibility under other U.S. Figure Skating rules.
 2. If against a technical panel official: serious error, repeated inconsistency in temperament, a pattern indicating a lack of mental or physical ability to perform effectively and reliably as a technical panel official, actions unbecoming a technical panel official or ineligibility under other U.S. Figure Skating rules.
 3. If against any other official: repeated serious error by an official, repeated inconsistency in temperament, a pattern indicating a lack of mental or physical ability to perform effectively and reliably as an official, actions unbecoming an official or ineligibility under other U.S. Figure Skating rules.
- C. If the complaint involves an alleged ethical violation, the person receiving the complaint per rule 1506 (A) will refer the complaint to the chair of the Ethics Committee immediately for review and determination as to whether a disciplinary proceeding should be initiated per Article XXV, Section 1 (B), of the U.S. Figure Skating bylaws.
- D. Complaints must be filed within 60 days of the incident and disposed of no later than 60 days after the meeting of the special committee following the complaint.
- E. Upon receipt of a complaint against an official, a copy of the complaint, or a synopsis of the complaint, will be forwarded to the last known email address of the official in question. The official will have 14 days from the date the complaint was emailed to the official to answer the complaint.

DOR 10.02 Special Committee to Hear Complaints:

In the case of complaints against an official, the chair of the Domestic Officials Recruitment and Management Committee, or the chair's designee, will appoint a special committee and designate a chair of the special committee to dispose of the complaint:

¹A. If the official is a judge, the special committee will consist of:

1. The chair of the Domestic Officials Recruitment and Management Committee;
2. The vice president of U.S. Figure Skating A member of the Board of Directors from the official's section;
3. The national vice chair of the Development and Assessment Subcommittee;
4. The national vice chair of the Judges Management Subcommittee;
5. The national vice chair of the Judges Selections Subcommittee;
6. In the case of a singles/pairs or dance judge, the appropriate regional vice chair(s) of the Judges Management Subcommittee (as determined by the official's region of residence and appointment(s));

¹Amendments to this rule are effective upon the election of the Board of Directors at the annual 2022 Governing Council meeting.

7. In the case of a synchronized skating judge, the appropriate sectional vice chair of the Judges Management Subcommittee (as determined by the official's section of residence);
 8. Athlete representative(s) who are athletes as defined in Article XXI, Section 2, of the U.S. Figure Skating bylaws to comprise at least 20 33.3 percent of the subcommittee, appointed jointly by the chairs of the Domestic Officials Recruitment and Management and Athletes Advisory Committees; and
 9. Such other members as the chair of the special committee deems appropriate, not to exceed 10 members.
- B. If the official is a technical panel official, the special committee will consist of:
1. The chair of the Domestic Officials Recruitment and Management Committee;
 2. ~~The vice president of U.S. Figure Skating~~ A member of the Board of Directors from the official's section;
 3. The national vice chair of the Development and Assessment Subcommittee;
 4. The national vice chair of the Technical Panel Management Subcommittee;
 5. The national vice chair of the Technical Panel Selections Subcommittee;
 6. The appropriate discipline vice chair(s) on the Technical Panel Management Subcommittee;
 7. Athlete representative(s) who are athletes as defined in Article XXI, Section 2, of the U.S. Figure Skating bylaws to comprise at least 20 33.3 percent of the subcommittee, appointed jointly by the chairs of the Domestic Officials Recruitment and Management and Athletes Advisory Committees; and
 8. Such other members as the chair of the special committee deems appropriate, not to exceed 10 members.
- C. If the official is other than a judge or technical panel official, the special committee will consist of:
1. The chair of the Domestic Officials Recruitment and Management Committee;
 2. ~~The vice president of U.S. Figure Skating~~ A member of the Board of Directors from the official's section;
 3. The national vice chair of the Development and Assessment Subcommittee;
 4. The national vice chair of the Event Management Officials Subcommittee;
 5. The national vice chair of the Event Management Selections Subcommittee;
 6. The appropriate position vice chair(s) on the Event Management Officials Subcommittee;
 7. Athlete representative(s) who are athletes as defined in Article XXI, Section 2, of the U.S. Figure Skating bylaws to comprise at least 20 33.3 percent of the subcommittee, appointed jointly by the chairs of the Domestic Officials Recruitment and Management and Athletes Advisory Committees; and
 8. Such other members as the chair of the special committee deems appropriate, not to exceed 10 members.

DOR 10.03 After review of the complaint and any answer submitted by the official, the special committee will determine by simple majority vote whether to absolve the official of the complaint or whether corrective action is necessary. If the majority vote is that corrective action is necessary, the special committee will consider whether or not a program of counseling and retraining will sufficiently address the complaint. The special committee will only vote to reprimand, demote, suspend or remove an official — or, in the case of national-level officials, recommend that the Board of Directors reprimand, demote, suspend or remove an official — where the subcommittee has deemed by majority vote that a program of counseling and retraining is not sufficient corrective action or where counseling and retraining has been identified, but the official in question has failed to complete the counseling and retraining program in a timely manner.

DOR 10.04 Dispositions must be in writing and furnished to the official, the Administrative/Legal Group coordinator, U.S. Figure Skating headquarters, and others as deemed appropriate by the chair of the Domestic Officials Recruitment and Management Committee.

DOR 10.05 The official may appeal the disposition of the special committee, within 10 days of the date of the determination, by filing a grievance using the procedure set forth in Article XXV, Section 1 (A), of the U.S. Figure Skating bylaws and rule GCR 3.00. The Grievance Committee Rules (GCR 3.00 through GCR 9.00) will apply to an appeal of the special committee's disposition.

DOR 10.06 Confidentiality concerning the subject matter of a complaint and the parties involved must be maintained by all parties and participants until the process is finalized.

DOR 10.07 An official demoted, suspended or removed in accordance with DOR 10.00 may apply for reinstatement to their former or to a lower classification through the chair of the Domestic Officials Recruitment and Management Committee only after the expiration of one year from the effective date of demotion, suspension or removal. Upon receipt of such application, the chair of the Domestic Officials Recruitment and Management Committee will consult with the special committee to determine whether reinstatement is appropriate. Action on the application by the special committee will be by majority vote. Upon action by the special committee, the chair will so notify the official. Copies of notices will be sent to the Administrative/Legal Group coordinator, the members of the special committee, and U.S. Figure Skating headquarters. In the event of favorable action by the special committee, the date thereof will constitute the effective date of reinstatement.

Rules for ISU and International Officials

IOR 1.00 Appointments of International Officials

IOR 1.01 Judges with ISU appointments must meet the requirements under rule section DOR 5.00 in order to have their names resubmitted to the ISU.

IOR 1.02 To be considered for nomination, a technical specialist must:

- A. Have been a former competitor at a U.S. Figure Skating sanctioned regional, sectional or national championships, and
- B. Be a United States citizen.

IOR 2.00 Stipends

Officials preparing for or participating in ISU events or activities may receive stipends permitted under existing ISU regulations.

IOR 3.00 Retirement or Resignation of ISU and International Officials

ISU and international officials desiring to resign ISU appointments must submit a written notice of resignation to the chair of the International Officials Committee. The chair will report their recommendations to the Board of Directors for approval. The official will be notified of the action taken, and headquarters will notify the ISU if the retirement/resignation is approved.

IOR 4.00 Honorary International Officials

Honorary international officials are appointed by the Board of Directors from among those ISU and international judges, referees, technical controllers, technical specialists and data and replay operators who resign as per rule IOR 3.00 or who reach the maximum age as defined by the ISU.

- A. Recommendations for such appointments are made by the chair of the International Officials Committee.
- B. Certificates will be awarded to persons appointed.

Trophies and Medals

TMR 1.00 New Trophies

TMR 1.01 *National, sectional and regional trophies.* Applications for presentation of new trophies shall be made to the chair of the Competitions Committee before the trophy is purchased, and that committee shall make a report and recommendation to the Board of Directors, which shall act on the application.

TMR 1.02 The deed of gift governing national, sectional and regional trophies shall be the standard deed of gift approved by the association. A lump sum payment of \$500 shall be made at the time of donation to cover future engraving and repairs and maintenance of donated trophies.

TMR 1.03 All national trophies shall be of value and size appropriate to the event. National, sectional and regional trophies may be of silver-plated copper or silver-plated nickel silver.

TMR 1.04 Trophies may be accepted by U.S. Figure Skating which are presented with the stipulation that they be established in honor of living persons.

TMR 1.05 Trophies accepted by U.S. Figure Skating for singles, pairs, synchronized teams or ice dance couples may only be awarded based on the results of actual judging under the official rules governing the event, except as provided in rule section TMR 6.00.

TMR 1.06 All trophies accepted by U.S. Figure Skating must have either a base or stand with adequate surface or surfaces for the attachment of plates or the donation of an additional plaque with plates. These plates will be engraved with the names and dates of winners, and the trophy shall be engraved with the name of the competition, the purpose of the trophy and the donor's or donors' names.

TMR 1.07 Only one trophy is to be presented in the case of all new trophies presented to U.S. Figure Skating for pairs, dance and synchronized skating competitions.

TMR 1.08 An 8 x 10 inch photograph of the trophy must be furnished by the donor with each new trophy accepted by U.S. Figure Skating.

TMR 1.09 Upon approval of the application and acceptance of a new trophy by the Board of Directors, the donor shall comply with all the conditions stipulated in these rules and shall send the new trophy to U.S. Figure Skating.

TMR 2.00 Acceptance of Trophies

TMR 2.01 National, sectional and regional trophies are under the jurisdiction of U.S. Figure Skating and under the supervision of the Competitions Committee chair.

TMR 2.02 At any time after the date of acceptance by deed of gift of a new trophy, U.S. Figure Skating may, at its option, withdraw the trophy. The trophy shall be retained as the property of U.S. Figure Skating.

TMR 3.00 National, Sectional, Regional Trophies and Special Pins

TMR 3.01 All national, sectional and regional trophies shall remain in the possession of U.S. Figure Skating.

TMR 3.02 A U.S. Figure Skating trophy shall be awarded to all national, sectional and regional winners listed in rule 2052 and to the members of the winning teams of national and sectional synchronized skating championships for permanent possession. Where a permanent trophy currently exists, U.S. Figure Skating trophy shall be representative of that trophy, except that in the case of the winners of the junior dance event at the U.S. Figure Skating Championships, the U.S. Figure Skating trophy shall be the Hartshorne Skate Pins, as dictated in TMR 3.04.

TMR 3.03 *Radix Skate Pins.* Mr. Harry E. Radix of Chicago was a past president of the Chicago Figure Skating Club and a long-time member of the Executive Committee. At the time of his death in 1965, he was an honorary member of U.S. Figure Skating. In recognizing achievement in sport, it was the belief of Mr. Radix that a winner should receive recognition in the form of a memento for permanent retention. As a result, he created and presented during his lifetime gold skate pins to the place winners of the major championships in figure skating. Before his death, he established a trust fund in his will for the use and benefit of the Memorial Fund, the income of which is used to continue the award of the Radix Skate Pins in perpetuity. Each of the following will be awarded a Radix Skate Pin made available for distribution by the Memorial Fund Committee:

- A. The winners of the gold, silver and bronze medals in all events of the World Championships;
- B. The winners of the gold, silver and bronze medals in the ladies, men's, pairs and ice dance figure skating events of the Olympic Winter Games;
- C. The winners of the gold, silver, bronze and pewter medals in the junior and senior divisions at the U.S. Figure Skating Championships; and
- D. The winners of the junior dance event at the Midwestern Sectional Ice Dance Challenge.

TMR 3.04 *Hartshorne Skate Pins.* Each of the winners of the gold medal in the junior dance championship of the United States is awarded a Hartshorne Skate Pin.

TMR 4.00 Medals

TMR 4.01 U.S. Figure Skating shall provide medals for all events that are required to be held at the U.S. Pairs Final, U.S. Ice Dance Final, sectional singles finals, sectional pairs challenges, sectional ice dance challenges, regional singles challenges, synchronized sectional championships and adult sectional championships.

TMR 4.02 No later than 30 days before a qualifying competition, U.S. Figure Skating headquarters shall ship, to the trophy and medal chair of the competition (or other appropriate person), an inventory of medals sufficient for the competition. Any unused medals shall be returned to U.S. Figure Skating headquarters in original condition for credit promptly after the competition, or the club shall be subject to a monetary fine.

TMR 4.03 In all qualifying competitions, medals shall be awarded to competitors placing first, second, third and fourth in the final round of required events. The method of presentation of trophies and medals at all qualifying competitions for required events is defined in the awards protocol and must be observed by the LOC.

- A. Medals shall be awarded to first, second, third and fourth place skaters/teams only for final placements of required events.
- B. Medals, smaller than those awarded for the final rounds, shall be provided for those placing first, second, third and fourth in the qualifying rounds for required events.
- C. Medals for events which are not required by rule shall be the responsibility of the host club.
- D. In the case of ties, duplicate medals for the place for which the competitors are tied shall be awarded, and the permanent trophy, if any, shall carry the names of all tied competitors.

TMR 4.04 U.S. Figure Skating Championships — for all championship of the United States events and all junior events: first, 10K gold; second, silver; third, bronze; fourth, an appropriate medal.

TMR 4.05 The medals for all national junior events and all national novice events shall be of smaller size than those awarded for the singles, pairs and ice dance championships of the United States.

TMR 4.06 National novice, intermediate and juvenile events: first, gold-filled; second, silver; third, bronze; fourth, an appropriate medal.

TMR 4.07 National, sectional and regional synchronized skating championships:

- A. For all synchronized skating championship events, medals will be awarded: first, gold-like medals; second, silver-like medals; third, bronze-like medals; fourth, pewter-like medals.
- B. All skaters listed on the team roster shall receive a medal. Coaches will not receive medals.

TMR 4.08 U.S. Adult Figure Skating Championships and qualifying events at sectional adult championships: first, gold-like medals; second, silver-like medals; third, bronze-like medals; fourth, an appropriate medal.

TMR 4.09 Medals are awarded for placement in actual competition only. Medals are not awarded for exhibitions or critiques.

TMR 5.00 Certificates of Participation

TMR 5.01 All competitors may obtain a certificate attesting to the fact that they have competed in a qualifying competition (see rule 1022) and will be notified of the availability and location of the certificates.

TMR 6.00 Special Awards and Trophies

TMR 6.01 *Club Team Award – Adult.* The club represented by the most competitors and medalists at the U.S. Adult Figure Skating Championships will receive the Club Team Award for the U.S. Adult Figure Skating Championships. The scoring process used to determine the winner(s) will be detailed each year in the competition announcement.

TMR 6.02 *The Yvonne M. Dowlen Trophy.* Awarded annually to the oldest registered competitor who completes an event at the U.S. Adult Figure Skating Championships. A competitor is permitted to receive this award once every three years. If a competitor has won the previous two years, then the next oldest eligible competitor will be that year's recipient.

TMR 6.03 *Davis & White Global Excellence Award*

- A. Awarded at the U.S. Figure Skating Championships at the end of the competition each season that a U.S. ice dance team qualifies for the ISU Grand Prix of Figure Skating Final and competes in the championship event at the U.S. Figure Skating Championships.
- B. The award is based on the ISU Season's World Ranking Points from the following events:
 - 1. Most recent ISU World Figure Skating Championships;
 - 2. Two ISU Grand Prix of Figure Skating Series events from the current season;
 - 3. ISU Grand Prix of Figure Skating Final from the current season. To be eligible for the award, the team must have qualified for the Grand Prix Final for that season;
 - 4. The current U.S. Figure Skating Championship, with the points equal to that for an equivalent placement at the Grand Prix Final.
- C. The points from the ISU events in subparagraphs (B)(1)-(3) will be added to points awarded from the U.S. Figure Skating Championships in subparagraph (B)(4).
- D. The Davis & White Global Excellence Award will reside at the U.S. Figure Skating Museum and Hall of Fame, and the winners' names will be engraved and added to the base each year. A token award will be given to each skater from the couple who earns the trophy.

Trophy Listing

U.S. FIGURE SKATING CHAMPIONSHIPS

- Championship Men's Champion: George H. Browne Memorial Bowl, donated by The Skating Club of Boston.
- Championship Ladies Champion: Owen Memorial Trophy, donated by F. Ritter Shumway and The Skating Club of Boston in memory of Mrs. Maribel V. Owen, Maribel Y. and Laurence R. Owen.
- Championship Pairs Champions: Henry Wainwright Howe Memorial Trophy, donated by members of the Association.
- Championship Ice Dance Champions: Radix Trophy, donated by Harry E. Radix.
- Junior Men's Champion: Irving Brokaw Memorial Trophy, donated by Mrs. Leonard J. Cushing, Mrs. Richard D. Tucker, and Mrs. James D.P. Bishop.
- Junior Ladies Champion: Tower Trophy, donated by James A. Tower.
- Junior Pairs Champions: Will Sears Memorial Trophy, donated by The Skating Club of New York.
- Junior Ice Dance Champions: Hartshorne Trophies and skate pins donated by Harold Hartshorne.
- Novice Men's Champion: Jean-Pierre Brunet Memorial Trophy, donated by Oscar A. Morgan.
- Novice Ladies Champion: Heaton R. Robertson Memorial Trophy, donated by members of the Association.
- Novice Pairs Champions: Bruno M. Jerry Trophy, donated by his family, the Baltimore FSC, and the Skater's Education and Training Fund.
- Novice Ice Dance Champions: Vincent and Eleanor Gumbs Memorial Trophy, donated by The Catiague Figure Skating Club and the Metropolitan Figure Skating Club.
- Intermediate Ladies Champion: The Inaugural Chair's Trophy, donated by the United States Figure Skating Association.
- Intermediate Men's Champion: The Inaugural Chair's Trophy, donated by anonymous.
- Intermediate Pairs Champions: Yvonne Sherman Tutt and William Thayer Tutt Trophy, donated by the Broadmoor Skating Club.
- Intermediate Ice Dance Champions: Marilyn Goldstein Memorial Trophy, donated by Lainie DeMore and Harry Gleeson.
- Juvenile Boys Champion: Annette Cramer Memorial Trophy, donated by the Broadmoor Skating Club.
- Juvenile Girls Champion: The William J. Brennan Memorial Trophy, donated by the New York Regional Council of Figure Skating Clubs.

U.S. SYNCHRONIZED SKATING CHAMPIONSHIPS

- Senior Team Champions: Dr. Richard E. Porter Trophy, donated by the Ann Arbor Figure Skating Club and the patrons of the Hockettes Synchronized Skating Team.
- Junior Team Champions: Lee Ann Miele Memorial Trophy, donated by the New England Interclub Council
- Adult Team Champions: Charles W. Philip, Jr. Trophy, donated by the Fabulous Forties of the Los Angeles Figure Skating Club.

U.S. ADULT FIGURE SKATING CHAMPIONSHIPS

- Championship Masters Junior-Senior Ladies Champion: Trophy donated by Rhea Schwartz.
- Championship Masters Junior-Senior Men's Champion: Trophy donated by John Richardson.
- Championship Masters Intermediate-Novice Ladies Champion: The Paula Smart Memorial Trophy, donated by the Friends of Paula Smart
- Championship Masters Intermediate-Novice Men's Champion: Trophy donated by Michael Rubke.
- Championship Masters Pairs Champions: Trophy donated by Friends of Adult Pair Skating.
- Championship Adult Gold Ladies Champion: Trophy donated by the Eastern Adults Club and the Buffalo Skating Club.
- Championship Adult Gold Men's Champion: Trophy donated by Dr. Antonio Conte.
- Championship Adult Ice Dance Champions: Dr. Samuel Weinstock Trophy, donated by Wendy Mlinar.
- Championship Adult Silver Ladies Champion: Trophy donated by Lori Fussell.
- Championship Adult Silver Men's Champion: Trophy donated by Michael R. Cruz.
- Adult Gold Ice Dance Champions: Skating Club of Westchester Founders Trophy, donated by the Skating Club of Westchester.
- Adult Silver Ice Dance Champions: Frank Frey Memorial Trophy, donated by the Centennial Skating Club.
- Adult Bronze Ice Dance Champions: Richard D. Stutzke Memorial Trophy, donated by the Friends of Dick Stutzke.
- Centennial Ice Dance Champions: Stanley and Sally Urban Trophy, donated by Stanley and Sally Urban.
- Oldest Competitor: The Yvonne M. Dowlen Trophy, donated by the Friends of Yvonne Dowlen.
- Small Club Team Competition: Ashleyann Carlson Memorial Small Team Trophy, donated by the Centennial Skating Club.
- Large Club Team Competition: Trophy donated by the Los Angeles FSC.

SECTIONAL FIGURE SKATING CHAMPIONSHIPS

EASTERN SECTION

- Senior Men's Champion: Roger F. Turner Trophy, donated by the Skating Club of Lake Placid.
- Senior Ladies Champion: The Lake Placid Trophy, donated by the Skating Club of Lake Placid.
- Senior Pairs Champions: Ruth Parkinson Memorial Trophies, donated by the Washington Figure Skating Club.
- Senior Ice Dance Champions: C.L. Parker Memorial Trophies, donated by the Washington Figure Skating Club.
- Junior Men's Champion: Buddy White Memorial Trophy, donated by the Hershey Figure Skating Club in memory of Charles White, Jr.
- Junior Ladies Champion: David T. Layman, Jr., Memorial Trophy, donated by The Junior Skating Club of New York.
- Junior Pairs Champions: Howard D. Herbert Memorial Trophies, donated by the Buffalo Skating Club.
- Junior Ice Dance Champions: Eastern Junior Ice Dance Trophies, donated by F. Ritter Shumway.
- Novice Men's Champion: Willie Frick Memorial Trophy, donated by Mrs. Sally Hull Jones.
- Novice Ladies Champion: Trophy donated by the Brooklyn Figure Skating Club.
- Novice Ice Dance Champions: Eastern Novice Ice Dance Trophies, donated by F. Ritter Shumway.
- Intermediate Men's Champion: Joseph E. Byer Memorial Trophy, donated by Mr. and Mrs. Robert T. Meek.
- Intermediate Ladies Champion: James L. Karrick, Jr., Memorial Trophy, donated by the Washington Figure Skating Club.
- Intermediate Ice Dance Champions: Jerome Ross Memorial Trophies, donated by the Rye Figure Skating Club.

MIDWESTERN SECTION

- Senior Men's Champion: Douglas Ramsay Memorial Trophy, donated by the Detroit Skating Club.
- Senior Ladies Champion: Alexander J. Krupy Memorial Trophy, donated by the Chicago Figure Skating Club.
- Senior Pairs Champions: Walter S. Powell Memorial Trophies, donated by Mrs. Helen Lamb Powell.
- Senior Ice Dance Champions: Danny Ryan Memorial Trophies, donated by the Skating Clubs of the Indianapolis Coliseum.
- Junior Men's Champion: Fred W. Premer Memorial Trophy, donated by Mrs. Benjamin T. Wright.
- Junior Ladies Champion: Raymond Cup donated by Donald Raymond.
- Junior Pairs Champions: Metternich Trophy, donated by B.H. Metternich.
- Junior Ice Dance Champions: Harry E. Radix Memorial Trophies and skate pins, donated by the Chicago Figure Skating Club.
- Novice Men's Champion: Carl W. Chamberlin Memorial Trophy, donated by the Broadmoor Skating Club.
- Novice Ladies Champion: Trophy donated by the Fargo-Moorhead Winter Club.
- Novice Pairs Champions: Nancy Glenn Memorial Trophies, donated by the Wagon Wheel Figure Skating Club.
- Novice Ice Dance Champions: Trophy donated by the Rochester Figure Skating Club.
- Intermediate Men's Champion: Reynold C. Berglund, Jr., Memorial Trophy, donated by the Chicago Figure Skating Club.
- Intermediate Ladies Champion: Jack Kuppig Memorial Trophy, donated by the Chicago Figure Skating Club.
- Intermediate Ice Dance Champions: Robert Nardozza Trophy, donated by the Lone Star Figure Skating Club.
- Juvenile Ice Dance Champions: Garrett Swasey Trophy, donated by the Broadmoor Skating Club.

PACIFIC COAST SECTION

- Senior Ladies Champion: John Johnsen Memorial Trophy, donated by the Puget Sound Inter-Ice Skating Club Association.
- Senior Pairs Champions: Memorial Trophies, donated by the Seattle Skating Club and Mr. and Mrs. L.V. Hickox, in memory of Ray Hadley, Jr., Ila Ray Hadley, William Hickox and Laurie Hickox.
- Senior Ice Dance Champions: Trophies donated by the Los Angeles Figure Skating Club.
- Senior Ice Dance (to the winners of the free dance segment of the Senior Ice Dance Championship): Roger Campbell and Dona Lee Carrier Memorial Trophies, donated by the Southern California Inter-Club Association.
- Junior Men's Champion: Howell Janes Memorial Trophy, donated by the St. Moritz Ice Skating Club.
- Junior Ladies Champion: David Guntert Memorial Trophy, donated by the Southern California Inter-Club Association.
- Junior Pairs Champions: Memorial Trophies, donated by the Seattle Skating Club and Mr. and Mrs. L.V. Hickox in memory of Ray Hadley, Jr., Ila Ray Hadley, William Hickox and Laurie Hickox.
- Junior Ice Dance Champions: Kenneth Bonnickson Memorial Trophies, donated by the St. Moritz Ice Skating Club.
- Novice Men's Champion: Kenneth L. Brown Trophy donated by the St. Moritz Ice Skating Club.
- Novice Ice Dance Champions: Diane Sherbloom Memorial Trophy, donated by the Southern California Inter-Club Association.
- Intermediate Men's Champion: South Bay Figure Skating Club Trophy, donated by the South Bay Figure Skating Club.
- Intermediate Ladies Champion: South Bay Figure Skating Club Trophy, donated by the South Bay Figure Skating Club.
- Intermediate Ice Dance Champions: Frank H. Davenport Memorial Trophy, donated by the University Figure Skating Club of Berkeley.

REGIONAL FIGURE SKATING CHAMPIONSHIPS

NEW ENGLAND REGION

- Senior Men's Champion: Kelley Memorial Trophy, donated by Dr. and Mrs. Vincent J. Kelley, in memory of Gregory E. and Nathalie F. Kelley.
- Senior Ladies Champion: Owen Memorial Trophy, donated by Ronna Mae Goldblatt in memory of Mrs. Maribel V. Owen, Maribel Y. and Laurence R. Owen.
- Junior Men's Champion: Bradley R. Lord Memorial Trophy, donated by Mr. and Mrs. Roy F. Lord.
- Junior Ladies Champion: Nancy Conway Bagloe Memorial Trophy donated by her friends.
- Novice Men's Champion: Montgomery Wilson Memorial Trophy, donated by Mrs. Sally H. Jones.
- Novice Ladies Champion: Gertrude C. Vinson Memorial Trophy, donated by Mr. and Mrs. Louis Goldblatt.

NORTH ATLANTIC REGION

- Senior Men's Champion: John L. Kirsch Memorial Trophy, donated by Mrs. John L. Kirsch, family and friends.
- Senior Ladies Champion: Dr. Stephen Arnold Memorial Trophy, donated by friends of Dr. Stephen Arnold.
- Junior Men's Champion: Donald J. Munz Memorial Trophy, donated by the Clinton Figure Skating Club.
- Junior Ladies Champion: Tamie Oestreicher Memorial Trophy, donated by the Long Island Figure Skating Club.
- Novice Men's Champion: Bernice Hiltzik Memorial Trophy, donated by the Long Island Figure Skating Club.
- Novice Ladies Champion: Lawrence C. Shire, Jr., Memorial Trophy, donated by Dr. and Mrs. Elliott S. Cohen.
- Intermediate Ladies Champion: Gwen Iles Memorial Trophy donated by the Clinton Figure Skating Club.

SOUTH ATLANTIC REGION

- Senior Ladies Champion: Abbot Paige Mills Memorial Trophy, donated by Mrs. Abbot P. Mills and family.
- Junior Ladies Champion: John A. Szimkunas Memorial Trophy, donated by Mrs. John A. Szimkunas and the Skating Club of Wilmington.
- Novice Ladies Champion: Betty Stark Trophy, donated by the Florida Interclub Council.
- Intermediate Ladies Champion: Laura Cassalia Memorial Trophy, donated by the members of the Old York Road Skating Club.
- Juvenile Girls Champion: Michael Hughes Memorial Trophy, donated by the Capital Skating Fund.

EASTERN GREAT LAKES REGION

- Junior Ladies Champion: Kathryn E. Tenney Memorial Trophy, donated by the Troy Skating Club.
- Intermediate Men's Champion: Sonya Helmer Memorial Trophy, donated by the Flint Skating Club.
- Intermediate Ladies Champion: Jane Dubos Memorial Trophy, donated by the Skating Club at Bloomfield Hills.

SOUTHWESTERN REGION

- Senior Men's Champion: James Holmquist Memorial Trophy, donated by the Figure Skating Club of Omaha.
- Senior Ladies Champion: Lucille Miller Memorial Trophy, donated by the Chaparral Figure Skating Club.
- Junior Men's Champion: Harold J. Hyden Memorial Trophy donated by the junior members of the Denver Figure Skating Club.
- Junior Ladies Champion: Edi Scholdan Memorial Trophy, donated by the Broadmoor Skating Club.
- Novice Men's Champion: Gen. Frank F. Bell Trophy, donated by the Dallas Figure Skating Club.
- Novice Ladies Champion: Richard F. Mellen Memorial Trophy, donated by the Dallas Figure Skating Club.
- Juvenile Girls' Champion: Sharon and Stephanie Westerfeld Memorial Trophy, donated by the Broadmoor Skating Club.

UPPER GREAT LAKES REGION

- Senior Men's Champion: Arthur F. Preusch, Sr., Memorial Trophy, donated by the Braemar-City of Lakes Figure Skating Club.
- Senior Ladies Champion: Charles A. McCarthy Memorial Trophy, donated by the Chicago Figure Skating Club.
- Junior Men's Champion: Harry N. Keighley Memorial Trophy, donated by the Wagon Wheel Figure Skating Club.
- Intermediate Ladies Champion: Trophy, donated by the South Side Ice Club of Chicago.

CENTRAL PACIFIC REGION

- Senior Ladies Champion: Camil Roos Memorial Trophy, donated by The Skating Club of San Francisco.
- Junior Ladies Champion: Trophy, donated by the Central California Inter-Club Association.
- Novice Ladies Champion: W.J. Kerth Memorial Trophy, donated by the Capital City Figure Skating Club.
- Intermediate Ladies Champion: Trophy, donated by the Capital City Figure Skating Club.
- Juvenile Boys Champion: Robert G. Myers Memorial Trophy, donated by the Crystal Springs Ice Skating Club.
- Juvenile Girls Champion: Robert G. Myers Memorial Trophy, donated by the Crystal Springs Ice Skating Club.

NORTHWEST PACIFIC REGION

- Senior Men's Champion: Jack Boyle Award, donated by Jack Boyle.
- Senior Ladies Champion: Overlake Skating Club Trophy, donated by the junior members of the Overlake Skating Club.
- Junior Men's Champion: Beverly J. Schroeder Memorial Trophy, donated by the Portland Ice Skating Club.
- Junior Ladies Champion: Lou Olson Memorial Trophy, donated by the Seattle Skating Club.
- Novice Ladies Champion: Trophy, donated by the Seattle Skating Club.
- Juvenile Boys Champion: Peter A. Radmilovich Memorial Trophy, donated by Mrs. Peter A. Radmilovich, family and friends.
- Juvenile Girls Champion: Deann Olson Trophy, donated by the friends of Deann Olson.

SOUTHWEST PACIFIC REGION

- Senior Men's Champion: Ernest Berry Memorial Trophy, donated by the Los Angeles Figure Skating Club.
- Senior Ladies Champion: Otto Dallmayr Trophy, donated by the Los Angeles Figure Skating Club.
- Junior Men's Champion: Donald M. Beedon Memorial Trophy, donated by The Skating Club of Van Nuys.
- Junior Ladies Champion: Trophy, donated by the North Hollywood Figure Skating Club.
- Novice Men's Champion: Trophy, donated by the Norwalk Figure Skating Club.
- Novice Ladies Champion: Trophy, donated by the Glacier Falls Figure Skating Club.
- Intermediate Men's Champion: Marvin Emerson Memorial Trophy, donated by the Glacier Falls Figure Skating Club.
- Intermediate Ladies Champion: Trophy, donated by the Arctic Blades Figure Skating Club.
- Juvenile Boys Champion: Vsevolod Von Sonn Memorial Trophy, donated by the Glacier Falls Figure Skating Club.
- Juvenile Girls Champion: Marge Tressman Memorial Trophy, donated by the San Diego Figure Skating Club.

SECTIONAL SYNCHRONIZED SKATING CHAMPIONSHIPS

EASTERN SECTION

- Junior Team Champions: Phyllis Hirshman Memorial Trophy, donated by the Long Island Figure Skating Club.
- Novice Team Champions: V.L. Widler Memorial Trophy, donated by the Buffalo Skating Club.
- Adult Team Champions: Joan S. Burrows Memorial Trophy, donated by the Essex Skating Club.

NATIONAL SHOWCASE

- Production Champions: Kathy Slack Trophy donated by Harmony Theatre Company.

INACTIVE and RETIRED

The U.S. Figure Skating Museum is the custodian for a large number of lovely and valuable trophies, many of which have been retired or become inactive for various reasons. Some of those reasons being: the elimination of figure events; elimination of specific event(s) from the designated competition; a rule requiring that trophies be awarded only for the results of the actual judging of an event; and the elimination of "permanent" trophies. Permanent trophies were given into the physical possession of the winners to keep.

The majority of the trophies in the collection are perpetual trophies and the winners' name is engraved onto the trophy but the trophy remains in the possession of U.S. Figure Skating. At one time, these perpetual trophies traveled - that is, they were in the possession of the winner for the year of their win. As a result of this practice, many of these beautiful trophies were damaged or lost and in the 1970s the practice was halted.

It was felt that it would be a fitting tribute to the donors, clubs and winners of these trophies to once again list them in this publication.

- U.S. Championship Ladies Figures Champion: The Owen Memorial Trophy donated by F. Ritter Shumway and The Skating Club of Boston in memory of Mrs. Maribel V. Owen, Maribel Y. and Laurence R. Owen. Presented in 1991.
- U.S. Championship Ladies Champion: Gertrude Cheever Porter Trophy, donated by Mrs. Porter. Presented in 1932 and replaced in 1971 by the Owen Memorial Trophy.
- U.S. Championship Senior Men's Champion or Junior Men's Champion: Oscar L. Richard Trophy donated by Oscar L. Richard to be given for the outstanding artistic performance by a senior or junior man. Presented in 1947 and retired in 1957.
- U.S. Championship Senior Ladies Champion or Junior Ladies Champion: Oscar L. Richard Trophy donated by Oscar L. Richard to be given for the outstanding artistic performance by a senior or junior lady. Presented in 1944 and retired in 1957.
- U.S. Championship Fours Champions: Henry Wainright Howe Fours Trophy donated by Clara Hartman, Grace Munstock, Paul Armitage and Joel Liberman (four-time winners of the trophy). Presented in 1923 and retired in 1954. Reactivated in 1992 and again retired in 2001.
- U.S. Championship Junior Pairs Champions: Joel B. Liberman Trophy, donated by Joel B. Liberman. Presented in 1947 and retired in 1960.
- U.S. Championship Junior Pairs Champions: Skating Club of New York Trophy, donated by the Skating Club of New York. Two trophies were presented in 1960. In 1976 one of the trophies was lost in shipment and could not be replaced. The Skating Club of New York donated two new trophies, which are still in use.
- U.S. Championship: the Harned Trophy given to the club whose skaters earned the most points in all events at the U.S. Championships. Presented in 1938 and retired in 1976.
- Eastern: The Goodwin Memorial Trophy. This was a "points" trophy presented in 1960 and retired in 1975.
- Eastern Novice Men's Champion: The Zirkelbach Trophy presented in 1948 and retired in 1965.
- Eastern Adult Ice Dance Champions: Hartshorne Trophies donated by Harold Hartshorne
- Midwestern: The Cleveland Skating Club Memorial Trophy. This was a "points" trophy presented originally in 1954 and retired in 1974.
- Midwestern Senior Pairs Champions: A Radix award presented in 1935 and retired in 1956.
- Midwestern Junior Ice Dance Champions: The Rochester Figure Skating Club Trophy presented in 1950 and retired in 1964.
- Midwestern Ice Dance Champions: Radix Ice Dance Trophy presented in 1938 and retired in 1948.
- Midwestern Juvenile Boys: The Hoyt Trophy presented in 1961 and retired in 1966.
- Pacific Coast: The George Stiles Trophy. This was a "points" trophy, retired in 1956.

- Pacific Coast: The Deane E. McMinn Memorial Trophy. This was a “points” trophy donated by the Southern California Interclub Association.
- Pacific Coast Senior Ladies Figures Champion: Rhode Lee Michelson Memorial Trophy, donated by the Southern California Inter-Club Association.
- Pacific Coast Gold Ice Dance Champions: A Radix award presented in 1956 and retired in 1964
- Pacific Coast Novice Ladies Figures Champion: Dorothy Ballantine Trophy, donated by the St. Moritz Ice Skating Club.
- Pacific Coast Veterans Ice Dance Champions: The Gavers Memorial Trophy donated by the Southern California Inter-Club Association. Presented in 1955 and retired in 1957.
- New England Senior Pairs Champions: Dudley S. Richards Memorial Trophies, donated by Mr. and Mrs. Byron U. Richards.
- New England: The Rotch Trophy. This was a “points” trophy presented in 1964 and retired in 1965.
- New England Adult Ice Dance Champions: Frank H. Tieule Memorial Trophies, donated by the New England Inter-Club Council.
- North Atlantic Senior Ladies Figures Champion: Manhattan Figure Skating Club Trophy, donated by Mrs. Eleanor W. Firth.
- North Atlantic Senior Pairs Champions: William F. Linger Memorial Trophies, donated by Mr. and Mrs. Robert S. Feldman and the Long Island Figure Skating Club.
- North Atlantic Senior Ice Dance Champions: Dr. E. Clarence Kern Memorial Trophies, donated by the Essex Skating Club of New Jersey.
- North Atlantic Junior Ladies Figures Champion: Long Island Figure Skating Club Trophy, donated by Dr. and Mrs. Elliott S. Cohen.
- North Atlantic Junior Pairs Champions: Norman McCullagh Zanolunghi and Vicky Ann Zanolunghi Memorial Trophies, donated by the Bear Mountain Figure Skating Club.
- North Atlantic Junior Ice Dance Champions: Robert and Patricia Dineen Memorial Trophies, donated by the Memorial Fund and F. Ritter Shumway.
- North Atlantic Novice Men’s Champion: donated by the Clinton Figure Skating Club.
- North Atlantic Novice Ice Dance Champions: Ruth Trowbridge Memorial Trophies, donated by the Essex Skating Club of New Jersey.
- North Atlantic Adult Ice Dance Champions: Harold and Louise Hartshorne Memorial Trophies, donated by the Memorial Fund and F. Ritter Shumway.
- South Atlantic Junior Pairs Champions: Herman C. Heiser Memorial Trophy, donated by Mrs. Herman C. Heiser and Dr. and Mrs. John W. Gruber.
- South Atlantic Junior Ice Dance Champions: Dennis R. Byer Memorial Trophies, donated by Mr. and Mrs. Joseph E. Byer and Mr. Charles W. Dillie, Jr.
- South Atlantic Novice Ladies Figures Champion: Henry R. Heebner Memorial Trophy, donated by the Philadelphia Skating Club and Humane Society.
- Eastern Great Lakes Senior Ice Dance Champions: Trophies donated by the Plaza Figure Skating Club. These were “permanent” trophies and were not awarded after 1979.
- Eastern Great Lakes Junior Ice Dance Champions: Dr. Gordon C. Brown Memorial Trophies, donated by Mrs. Gordon C. Brown, Mrs. Susannah Brown Fry and Gordon Kingsley Brown.
- Eastern Great Lakes Novice Ice Dance Champions: Judy Reynolds Gray Memorial Trophies, donated by her family and the Lansing Skating Club.
- Eastern Great Lakes Juvenile Girl’s Champion: The Warren Trophy. Presented in 1957 and retired in 1965
- Upper Great Lakes Junior Ladies Figures Champion: Nancy Kuchenmeister Memorial Trophy, donated by the Wagon Wheel Figure Skating Club.
- Upper Great Lakes Novice Men Figures Champion: Marjorie L. Engelking Memorial Trophy, donated by the Braemar-City of Lakes Figure Skating Club and the Engelking family.
- Southwestern: The Albuquerque Figure Skating Club Trophy. This was a “points” trophy presented in 1970 and retired in 1975.
- Southwestern Senior Ice Dance Champions: Palmer D. Sparkman Memorial Trophy donated by the Houston Figure Skating Club.
- Southwestern Junior Pairs Champions: David Assafi Memorial Trophies, donated by the Denver Figure Skating Club.
- Southwestern Junior Ice Dance Champions: Dr. Frederick H. Lahee Memorial Trophies, donated by the Dallas Figure Skating Club.
- Southwestern Novice Ice Dance Champions: Paula Clark Memorial Trophies, donated by the Arapahoe Ice Skating Club.
- Central Pacific Junior Pairs Champions: The James Hulick Memorial Trophy, donated by the St. Moritz Ice Skating Club.
- Northwest Pacific Senior Ladies Champion or Junior Ladies Champion: The Babbit Award donated by Mrs. Alexander Babbit to be given for the outstanding artistic performance by a senior or junior lady.
- Northwest Pacific Junior Pairs Champions: Ila Ray Hadley and Ray Hadley, Jr., Memorial Trophies, donated by the Seattle Skating Club.
- Northwest Pacific Junior Ice Dance Champions: Marcelle Crabb Memorial Trophies, donated by the Yakima Ice Skating Club.
- Southwest Pacific: A “points” trophy donated by the Arctic Blades Figure Skating Club presented in 1963 and retired in 1974.
- Southwest Pacific Senior Pairs Champions: Marjorie Diamond Memorial Trophies, donated by the Arctic Blades Figure Skating Club.
- Southwest Pacific Senior Ice Dance Champions: Dona Lee Carrier-Roger Campbell Memorial Trophy, donated by the Los Angeles Figure Skating Club.
- Southwest Pacific Junior Pairs Champions: Trophies, donated by the All Year Figure Skating Club.

- Southwest Pacific Junior Ice Dance Champions: Howie Harrold Memorial Trophies, donated by the Glacier Falls Figure Skating Club.
- Southwest Pacific Novice Pairs Champions: Orrin A. Brandel Memorial Trophies, donated by the Los Angeles Figure Skating Club and Mr. and Mrs. Bud Brandel.
- Southwest Pacific Novice Ice Dance Champions: Trophies, donated by the Glacier Falls Figure Skating Club.
- Southwest Pacific Adult Senior Ice Dance Champions: Robert T. McLeod Memorial Trophy, donated by the Southern California Inter-Club Association.
- Southwest Pacific Adult Senior Ice Dance Champions: Andy Becht Trophy, donated by the All Year Figure Skating Club.
- Southwest Pacific Adult Junior Ice Dance Champions: Robert T. McLeod Memorial Trophy, donated by the Southern California Inter-Club Association.

Committee Rules

Reporting Directly to the Board of Directors

Athletes Advisory Committee (No Group)

AACR 1.00 Authority

AACR 1.01 The Athletes Advisory Committee is a permanent committee pursuant to Article XVI, Section 1, of the U.S. Figure Skating bylaws.

AACR 1.10 Organization

AACR 1.11 The Athletes Advisory Committee consists of 50 members, equally divided among the disciplines of ladies, men, pairs, ice dance and synchronized skating, with each discipline having a vice chair selected from among its 10 members.

- A. Athletes meeting the definition of Article XXII, Section 1, of the U.S. Figure Skating bylaws will elect those athletes meeting the definition in Article XXII, Section 2, of the U.S. Figure Skating bylaws to serve as members of the Athletes Advisory Committee for a period of one year.
- B. Athletes elected
 1. Must be at least 18 years of age;
 2. Must not have competed for another country within the prior two years;
 3. Will serve as delegates to the Governing Council held the year after the annual election.
- C. The process and conduct of the annual elections of members of the Athletes Advisory Committee and those persons who will serve as athlete members of the Board of Directors, Nominating Committee and permanent committees specified in rule AACR 2.01 (C) will be determined by U.S. Figure Skating headquarters in conjunction with the chair of the Athletes Advisory Committee and presented to the Athletes Advisory Committee for approval annually. The approved election procedures will be posted on the Members Only site by March 1 each year. Approved procedures will include, at minimum, the methods of notification, voting, tie breaking, audit and the schedule.

AACR 2.00 Responsibility

AACR 2.01 The Athletes Advisory Committee will:

- A. Act as a collecting base for the viewpoints and ideas of individuals who are actively engaged in athletic competition in figure skating or who have represented the United States in international athletic competition in figure skating within the preceding 10 years, and conduct informational meetings from time to time in implementation thereof;
- B. Elect from among the elected members of the Athletes Advisory Committee those persons who will serve as the athlete members of the Board of Directors, as the chair of the Athletes Advisory Committee and the athlete members of the Nominating Committee;
- ¹C. Elect from among the athletes defined in Article XXII, Section 2, of the U.S. Figure Skating bylaws, the athlete members of the Audit Committee, Compensation Committee, Ethics Committee, Finance Committee, Grievance Committee, International Committee and International Officials Committee pursuant to procedures established in rule AACR 1.11 (C).
- D. Elect USOPC athlete representatives who will serve until the next quadrennial meeting or until their successors are elected. The Athletes Advisory Committee shall finalize the USOPC athlete representative election process by Dec. 1 before the new Olympic Quadrennial starts;
- E. Make recommendations for the nomination of the figure skating members of U.S. Figure Skating and ISU, as well as for the selection of staff personnel of teams to represent U.S. Figure Skating in international competition.
- F. Establish rules, procedures and guidelines for carrying out Athletes Advisory Committee functions.
- G. Approve appointment of athlete members to committees where athlete members are not elected.

Audit Committee (No Group)

ACR 1.00 Authority

ACR 1.01 The Audit Committee is a permanent committee pursuant to Article XVI, Section 1, of the U.S. Figure Skating bylaws.

ACR 2.00 Organization

ACR 2.01 The Audit Committee shall consist of at least three and not more than five members, a majority of whom shall not be members of the Board of Directors.

ACR 2.02 The president shall appoint the members, with the approval of the Board of Directors.

ACR 2.03 Each member of the Audit Committee must:

- A. Be free of any material relationship that would interfere with the exercise of their independent judgement.
- B. Meet any other requirements for independence, expertise or qualifications as set forth in policies and procedures established by and for the Audit Committee.

ACR 2.04 The members of the Audit Committee will designate the chair of the committee.

ACR 3.00 Responsibility

ACR 3.01 The Audit Committee shall provide assistance to the Board of Directors with respect to matters involving the financial reporting, internal control, auditing, tax return and related legal compliance functions of U.S. Figure Skating.

¹ Amendments to this rule are effective for the purposes of composing the committees for the 2022-23 season.

ACR 3.02 The jurisdiction of the Audit Committee shall include activities pertaining to oversight of:

- A. The integrity of U.S. Figure Skating financial statements and financial and tax reporting, including review of the financial reporting and accounting standards and principles of U.S. Figure Skating.
- B. The qualifications, selection, engagement and independence of U.S. Figure Skating independent auditors.
- C. The performance of U.S. Figure Skating independent and internal audit functions.

ACR 3.03 In order to fully and properly discharge its responsibilities, the Audit Committee shall establish written policies and procedures that are reasonable, necessary and customary for an audit committee of a national nonprofit organization to include, but not by way of limitation, which pertain to:

- A. The qualifications and expertise of its members.
- B. Frequency of meetings of the committee and procedures for the conduct of meetings.
- C. Review of matters within the jurisdiction of the committee and discussion thereof with management, staff and the independent auditor of U.S. Figure Skating.
- D. The manner and means of carrying out the responsibilities and duties of the committee in accordance with the bylaws of U.S. Figure Skating and applicable law.
- E. Reporting to U.S. Figure Skating Board of Directors and Governing Council.
- F. The proper means of protecting confidential information and any matter that comes to the attention of and/or is dealt with by the committee in carrying out matters within its jurisdiction.

ACR 3.04 The Audit Committee chair will be responsible for the minutes of all meetings of the Audit Committee.

Compensation Committee (No Group)

CPCR 1.00 Authority

CPCR 1.01 The Compensation Committee is a permanent committee pursuant to Article XVI, Section 1, of the U.S. Figure Skating bylaws.

CPCR 2.00 Organization

CPCR 2.01 The Compensation Committee shall consist of at least three and not more than five members, all of whom shall be members of the Board of Directors.

CPCR 2.02 The president shall appoint the members, with the approval of the Board of Directors.

CPCR 2.03 Each member of the Compensation Committee must:

- A. Be free of any material relationship that would interfere with the exercise of their independent judgement.
- B. Meet any other qualifications as set forth in policies and procedures to be established by and for the Compensation Committee.

CPCR 2.04 The president shall appoint the chair of the Compensation Committee.

CPCR 3.00 Responsibility

CPCR 3.01 The Compensation Committee shall provide assistance to the Board of Directors with respect to matters involving:

- A. The selection of the executive director,
- B. The compensation structure and evaluation process for the executive director of U.S. Figure Skating, and
- C. Policies concerning compensation and benefit programs offered to U.S. Figure Skating employees.

CPCR 3.02 In order to fully and properly discharge its responsibilities, the Compensation Committee shall establish written policies and procedures that are reasonable, necessary and customary for a compensation committee of a national nonprofit organization to include, but not by way of limitation, which pertain to:

- A. The qualifications and expertise of its members.
- B. Frequency of meetings of the committee and procedures for the conduct of meetings.
- C. Review of matters within the jurisdiction of the committee and discussion thereof with the officers and Board of Directors of U.S. Figure Skating, including periodic review and analysis of the reasonableness of U.S. Figure Skating executive compensation structure and U.S. Figure Skating compensation and benefits programs, using relevant market benchmarks and survey data.
- D. The manner and means of carrying out the responsibilities and duties of the committee in accordance with the bylaws of U.S. Figure Skating and applicable law.
- E. Reporting to U.S. Figure Skating Board of Directors and Governing Council.
- F. The proper means of protecting confidential information and any matter that comes to the attention of and/or is dealt with by the committee in carrying out matters within its jurisdiction.

Finance Committee (No Group)

FCR 1.00 Authority

FCR 1.01 The Finance Committee is a permanent committee pursuant to Article XVI, Section 1, of the U.S. Figure Skating bylaws.

FCR 1.50 Responsibility

FCR 1.51 The Finance Committee will:

- A. Provide assistance to the treasurer;
- B. Provide financial analysis for the officers, Board of Directors and Governing Council; and
- C. Performs special studies and other projects as requested to further the programs of U.S. Figure Skating.

FCR 2.00 Organization

FCR 2.01 The Finance Committee shall consist of the treasurer (as chair), the immediate past treasurer and such other committee members as are appointed in accordance with Article XVIII of the U.S. Figure Skating bylaws.

FCR 3.00 Budget

FCR 3.01 The budget is the sole authority for material disbursements. The authority terminates with the fiscal year, and only the Governing Council can change a budget after adoption.

- A. The treasurer, assisted by the Finance Committee, will prepare the budget for approval by the Board of Directors. The budget will clearly reflect the sources of income and the purposes of expenditures. The officers, committee chairs, executive director and others responsible for revenues or expenditures will be identified in the budget and are responsible for contributing to its timely preparation.
- B. If amounts originally requested are not included in the budget prepared by the Finance Committee, such amounts will, on request of the originator, be submitted by the Finance Committee to the Board of Directors for separate, individual consideration.

FCR 3.02 The treasurer, assisted by the Finance Committee, will report the results of monthly operations compared to the budget and will notify the Board of Directors when the results deviate or are expected to deviate negatively and materially from the budget. Accompanying such notice will be a report of steps taken and recommendations for restoration of fiscal integrity.

FCR 3.03 The treasurer, assisted by the Finance Committee, may authorize expenditures in excess of budget in amounts less than the amount considered material by the certified public accountants in the most recent audit of U.S. Figure Skating financial statements. The Board of Directors may approve material expenditures in excess of budget increases in emergencies.

- A. An emergency is an unexpected, impending:
 - 1. Termination or substantial weakening of an approved program;
 - 2. Probability of material financial gain or loss;
 - 3. Opportunity for accomplishment of an important, material U.S. Figure Skating goal.

FCR 3.04 The treasurer, assisted by the Finance Committee, will receive proposals for substantial changes in program goals or activities which result in a significant budget deviation and forward them with recommendations to the Board of Directors for approval or disapproval.

FCR 3.05 Substantial changes in significant approved program activities must be approved by the Board of Directors.

FCR 4.00 Financial Reporting

FCR 4.01 The treasurer, assisted by the Finance Committee, will provide audited annual financial statements, tax returns and such other financial reports as may be required.

FCR 4.02 Financial reports will be completed and published on the U.S. Figure Skating website no later than nine months following the close of the prior fiscal year.

FCR 4.03 Financial reports provided with the annual Governing Council meeting book will include:

- A. Consolidated statements of financial position;
- B. Form 990s for U.S. Figure Skating and the U.S. Figure Skating Foundation; and
- C. The prior year's budget showing the approved budget, actual amounts expended, variances from the proposed budget for each budget line item and projections for the end of the current fiscal year by line item.

FCR 4.04 The final budget for the year just ended will be published on the Members Only site within four months following the end of the fiscal year. The final version will show the approved budget, actual amounts expended and variances for each line item.

FCR 5.00 Custodianship

FCR 5.01 As custodian of the assets and income of U.S. Figure Skating, the treasurer, assisted by the Finance Committee, will provide reasonable procedures for the safeguarding of assets and the conservation of income. Safeguarding assets includes recording, care and replacement. The conservation of income includes reasonable procedures to maintain the integrity of receipts and disbursements and to identify and report material loss, waste, inefficiency and the incurring of excessive financial risk or liability.

FCR 5.02 The treasurer, assisted by the Finance Committee, will supervise the investments of U.S. Figure Skating and will report thereon to the Board of Directors and the Governing Council at each regular meeting.

FCR 6.00 Procedures

FCR 6.01 The treasurer, assisted by the Finance Committee, will provide and maintain written procedures and guidelines for the execution of the responsibilities charged in these rules.

FCR 6.02 All actions or motions resulting in increased expenditures must be presented together with a financial analysis.

Nominating Committee (No Group)**NCR 1.00 Authority**

NCR 1.01 A Nominating Committee is established each year pursuant to Article XV, Section 1, of the U.S. Figure Skating bylaws.

NCR 2.00 Organization²

NCR 2.01 The Nominating Committee will consist of the members specified in Article XV, Section 1, of the U.S. Figure Skating bylaws.

NCR 2.02 To be eligible for election to the Nominating Committee as one of the ~~nine~~ members referred to in Article XV, Section 1 (A)(i), of the U.S. Figure Skating bylaws, a member must submit their name to the U.S. Figure Skating secretary on the election form provided by U.S. Figure Skating headquarters no later than April 1 along with the following:

- A. A biography.
- B. A statement of qualification to serve, including residence and home club membership. In the case of an individual member, evidence of residency may be required.

As soon as possible following the April 1 deadline, the names along with resumes and statements of qualification of candidates for election to the Nominating Committee will be published on the Nominating Committee page of the U.S. Figure Skating website.

³**NCR 2.03** The election for Nominating Committee members referred to in Article XV, Section 1 (A)(i), of the U.S. Figure Skating bylaws will be held by secret, written ballot at each respective sectional caucus convened per Article IX, Section 1 (C), of the U.S. Figure Skating bylaws. The candidate for each Nominating Committee position to be elected will be elected by majority of the votes cast by the delegates voting in the candidates' respective sectional caucus. ~~The vote for each region's committee member will be taken separately and announced after all elections are complete.~~

- A. If no candidate receives a majority of the votes cast by the delegates voting in the sectional caucus, then a runoff election will be held between the two candidates receiving the highest number of votes cast. The candidate receiving the highest number of votes cast in the runoff election is elected.
- B. For the purpose of counting votes, blank ballots or ballots cast for a person who is not a candidate for election will not be included in the total ballots cast to determine a majority.

NCR 3.00 Responsibility⁴

NCR 3.01 The Nominating Committee is responsible for recommending suitably qualified candidates for U.S. Figure Skating offices charged to it under Article XV, Section 2, of the U.S. Figure Skating bylaws, in accordance with the procedures outlined in rule section NCR 4.00, including the processing of any additional nominations as described therein.

² For purposes of composing the Nominating Committee for 2021-22, following the adoption of the amendments to Article XV, Section 1, of the U.S. Figure Skating bylaws at the annual 2021 Governing Council meeting, and in order to initiate the staggering of terms of service on the Nominating Committee, as referred to in subsections (i), (ii) and (iii) of Article XV, Section 1 (A) of the bylaws as so amended, the following will occur to fill positions on the Nominating Committee promptly after the amendments to Article XV, Section 1, of the U.S. Figure Skating bylaws are adopted:

1. Notwithstanding the provisions of subsection (i) of Article XV, Section 1 (A), of the U.S. Figure Skating bylaws, no new members of the Nominating Committee will be elected by the respective sections to serve for 2021-22 as otherwise contemplated by subsection (i) of Article XV, Section 1 (A), of the U.S. Figure Skating bylaws. Rather, the six members of the existing Nominating Committee who were elected for two-year terms at the 2020 Governing Council meeting will continue to serve for one additional year.
2. At the 2021 Governing Council meeting, the Athletes Advisory Committee will convene and elect one athlete representative to the Nominating Committee to serve for a term of one year (2021-2022) and two athlete representatives to the Nominating Committee to serve for a term of two years (2021-2023).
3. The Board of Directors will then convene as soon as possible and appoint one of the board-appointed members to the Nominating Committee to serve for a term of one year (2021-2022) and two of the board-appointed members to the Nominating Committee to serve for a term of two years (2021-2023).

As a result of these provisions, the Nominating Committee for 2021-22 will consist of 12 persons rather than nine persons.

At the 2022 Governing Council meeting:

- A. A caucus of the delegates from each section will be convened, at which the Eastern Section will elect its member to the Nominating Committee to serve for a term of two years (2022-2024), the Pacific Coast Section will elect its member to the Nominating Committee to serve for a term of two years (2022-2024), and the Midwestern Section will elect its member to the Nominating Committee to serve for a term of one year (2022-2023).
- B. The positions on the Nominating Committee that were elected and appointed by the athletes and the Board of Directors in conjunction with the 2021 Governing Council meeting for a term of one year are up for election again for regular two-year terms, and the persons who filled such positions by election at the 2021 Governing Council meeting may be re-elected to those two-year terms.

As a result of these provisions, all requirements of Article XV, Section 1 (A), of the U.S. Figure Skating bylaws, as adopted at the annual 2021 Governing Council meeting will be in full effect and fully implemented, and the Nominating Committee for 2022-2023 and thereafter will consist of nine persons.

³ The amendment to this Rule 2.03 is effective at the close of the annual 2021 Governing Council meeting.

⁴ The amendments to Article XV, Section 2, of the U.S. Figure Skating bylaws, as adopted at the annual 2021 Governing Council meeting, are effective for purposes of, and upon, the election of the Board of Directors at the annual 2022 Governing Council meeting.

NCR 4.00 Procedures

NCR 4.01 The Nominating Committee will organize soon after the conclusion of the annual meeting of the U.S. Figure Skating Governing Council and will elect its chair no later than July 1. The most recent eligible past chair not currently sitting on the Nominating Committee will convene the committee for the purpose of voting to elect the incoming chair. Members of the Nominating Committee who are current voting members of the Board of Directors may not serve as chair of the Nominating Committee.⁵ If a tie should occur when electing the new chair of the committee, then the most recent eligible past chair not currently sitting on the Nominating Committee will break the tie.

NCR 4.02 At least two meetings will be held prior to the next annual meeting of the Governing Council. Additional meetings will be held as necessary as determined by the committee. When practical, in-person meetings are preferable to telephone conferences. A meeting may be called by the chair, or by any five members, with suitable notice.

⁶**NCR 4.03** The presence of ~~eight~~ six members, including the chair ~~or their designated representative~~, is necessary for the conduct of business. A member present by telephone at a duly called meeting may be considered present for determination of a quorum. Such member may vote upon issues if present for the entire discussion of such issues.

NCR 4.04 The chair will be responsible for the minutes, records and continuing inventories of qualified candidates and position requirements.

NCR 4.05 All committee deliberations must be kept strictly confidential, and each Nominating Committee member must sign, annually, a confidentiality agreement.

NCR 4.06 Annually, the committee will:

- A. Publish on the Members Only site a list of the positions that will be considered by the Nominating Committee, as may be known at the time, and send the list to member clubs. A job description and qualifications for all positions will be included with this posting on the website. The committee will also develop annual written guidelines for its operation and publish these guidelines on the website.
- B. Solicit from the president, the Board of Directors and others, suggestions for positions to be filled for the following year and a list of appropriate candidates.
- C. Solicit from the president and the Board of Directors the business plan objectives of U.S. Figure Skating, including, but not limited to, a list of the most important issues facing U.S. Figure Skating and the programs most in need of attention the following year.
- D. Obtain a statement of qualifications and Conflict of Interest Disclosure Statement (on U.S. Figure Skating approved form) from all candidates being considered for nomination by the Nominating Committee and otherwise nominated in accordance with the provisions stated below.
- E. Notify those incumbents whose positions the committee has decided to fill with a new candidate prior to the next annual meeting of the Governing Council.
- F. By March 1, publish on usfigureskating.org the slate of nominees recommended by the Nominating Committee for election by the Governing Council as referred to in Article XV, Section 2 (A) and (B), of the U.S. Figure Skating bylaws, ~~as U.S. Figure Skating officers and directors~~ and for appointment as U.S. Figure Skating committee chairs.⁷
 1. This slate of nominees will also be published in the Governing Council meeting book.
 2. These publications will include a resume and statement of purpose from each of the candidates.

⁸G. Accept nominations for candidates to be elected pursuant to Article XV, Section 4 (A), of the U.S. Figure Skating bylaws, other than those recommended by the Nominating Committee, provided such nominations are submitted in writing to the U.S. Figure Skating secretary in care of U.S. Figure Skating headquarters no later than April 1. No nominations submitted after April 1, including nominations from the floor of the Governing Council, will be permitted.

1. Duly qualified delegates to the current Governing Council may nominate alternative candidates by submitting a resume and statement of purpose from the nominated candidate, accompanied by the signatures of officers of three U.S. Figure Skating member clubs.
2. Individual members of U.S. Figure Skating may nominate alternative candidates by submitting a resume and statement of purpose from the nominated candidate, accompanied by the signatures of 10 duly qualified delegates to the current Governing Council. A record of all qualified delegates to the current Governing Council will be available from U.S. Figure Skating headquarters.

The Nominating Committee will obtain a statement of qualifications and Conflict of Interest Disclosure Statement (on U.S. Figure Skating approved form) from all candidates so nominated as referred to in paragraph D above, and all candidates so nominated will be vetted by the Nominating Committee in the same manner as candidates who were considered by the Nominating Committee in making the Nominating Committee's recommendations.

H. Ensure the names of all other properly nominated candidates for election along with the candidate's statement of qualifications and statement of purpose are published on usfigureskating.org.

⁵ The amendment to this provision of rule NCR 4.01 is effective for purposes of the 2021-22 Nominating Committee.

⁶ The amendments to rule NCR 4.03 are effective for purposes of the 2022-23 Nominating Committee. Also, see the provisions of the last paragraph of footnote 1, above.

⁷ The amendments to this rule NCR 4.06 (F) are effective for purposes of the election of the Board of Directors at the annual 2022 Governing Council meeting.

⁸ The amendments to this rule NCR 4.06 (G) are effective at the close of the annual 2021 Governing Council meeting.

- I. If there are one or more contested positions, hold a candidates' forum prior to the election so that the delegates to the Governing Council can meet all the nominated candidates who choose to appear at the forum.
- J. If any nominated candidate(s) for the Board of Director or officer positions pursuant to Article XV, Section 4 (A), of the U.S. Figure Skating bylaws withdraws or becomes ineligible for the position between the publication of the nominations and the start of the election at Governing Council, reconvene as soon as possible to select another nominee.

NCR 4.07 No individual may occupy two Board of Director or officer positions on the slate for the Board of Directors or officers in a single year, whether nominated by the Nominating Committee or pursuant to rule NCR 4.06 (G). If an individual is nominated for a Board of Director or officer position by the Nominating Committee they must withdraw from that nomination before they can be nominated for another Board of Directors or officer position pursuant to rule NCR 4.06 (G). If the person does withdraw from their original nomination, the Nominating Committee will reconvene as soon as possible to select another nominee per rule NCR 4.06 (J).

Strategic Planning Committee (No Group)

SPCR 1.00 Authority

SPCR 1.01 The Strategic Planning Committee is a permanent committee pursuant to Article XVI, Section 1, of the U.S. Figure Skating bylaws.

SPCR 2.00 Organization

SPCR 2.01 The Strategic Planning Committee will be organized per Article XVIII, Section 2 (E), of the U.S. Figure Skating bylaws.

SPCR 3.00 Responsibility

SPCR 3.01 The Strategic Planning Committee will develop a strategic plan to provide focus and direction to the organization. The development of the strategic plan will follow current industry best practices.

SPCR 3.02 The Strategic Planning Committee will oversee the strategic planning timeline and process with consideration of the financial and governance timeline of the organization.

- A. The strategic planning process will include gathering both outside information and input from stakeholders throughout the skating community.
- B. The strategic planning process will include communication of the plan throughout the organization.

SPCR 3.03 The strategic plan will be revised and updated every four years, with reviews and amendments annually.

- A. Any revisions, updates or amendments will be submitted for approval and/or adoption by the Board of Directors.
- B. Strategic plans and amendments submitted to the Board of Directors will include consideration of resources necessary.

Group 1: Athlete Services

Coaches Committee (Group 1)

CCR 1.00 Authority

CCR 1.01 The Coaches Committee is a permanent committee pursuant to Article XVI, Section 1, of the U.S. Figure Skating bylaws.

CCR 2.00 Organization

CCR 2.01 Members of the Coaches Committee will include at least one coach per discipline (singles, pairs, dance and synchronized skating) with international coaching experience and one coach per discipline with current national level or higher experience.

CCR 3.00 Responsibility

CCR 3.01 It will be the responsibility of the Coaches Committee to:

- A. Work in cooperation with the Professional Skaters Association in order to communicate, in a timely manner, the vital information and rule changes of U.S. Figure Skating and the ISU to the coaching community and assist in their efforts as the coaches' organization to provide seminars, workshops, national conferences, video aids, manuals and certification for all levels of coaching.
- B. Provide input into the strategy for athlete development programming.
- C. Promote and develop quality coaching programs through education.
- D. Involve coaches in U.S. Figure Skating through committees, Board of Directors and other policy-making areas.
- E. Recognize coaching accomplishments in partnership with the PSA through annual awards and other methods, at the junior level and lower.

Dance Development and Technical Committee (Group 1)

DCR 1.00 Authority

DCR 1.01 The Dance Development and Technical Committee is a permanent committee pursuant to Article XVI, Section 1, of the U.S. Figure Skating bylaws.

DCR 2.00 Organization

DCR 2.01 The Dance Development & Technical Committee will consist of a chair, a vice chair for development and a vice chair for technical.

DCR 2.02 The other members of the Dance Development and Technical Committee will include a coach, a judge, a technical panel representative, an international representative, a representative from the Officials Training Committee, at least four additional members, and athlete members as necessary to meet the requirements for athlete representation in accordance with Article XVIII of the U.S. Figure Skating bylaws.

DCR 3.00 Responsibility

DCR 3.01 The Dance Development and Technical Committee will:

- A. Support objectives and programs to foster growth, development and long-term success of dance athletes.
- B. Oversee technical rules relating to ice dance competitions and tests.
- C. Coordinate with the appropriate committees and subcommittees in the International Group to ensure that the rules and development programs throughout the competitive pipeline support achievement at the high performance level.

Memorial Fund Committee (Group 1)

MFCR 1.00 Authority

MFCR 1.01 The Memorial Fund Committee is a permanent committee pursuant to Article XVI, Section 1, of the U.S. Figure Skating bylaws.

MFCR 1.10 Organization

MFCR 1.11 The Memorial Fund Committee will consist of the chair and such other members as are appointed in accordance with Article XVIII of the U.S. Figure Skating bylaws.

MFCR 2.00 Purposes

MFCR 2.01 The Memorial Fund was created shortly after the airplane accident in Belgium that took the lives of all of the members of the 1961 U.S. World Figure Skating Team, accompanying officials, coaches and friends while en route to the 1961 World Championships.

MFCR 2.02 The underlying thought in the establishment of the fund was to create a living and continuing memorial to the 1961 World Team that would be of assistance to future aspiring skaters.

MFCR 2.03 The mission of the Memorial Fund is to provide qualified U.S. Figure Skating skaters in need of financial aid with monetary assistance to pursue their goals both inside and outside the competitive arena. The fund is committed to awarding skating and academic scholarships to those athletes who have demonstrated excellent competitive results and/or academic achievements and who have future potential in national and international competition. In order to fulfill this mission, the Memorial Fund seeks support from members, corporations, foundations and the general public.

MFCR 2.04 The Memorial Fund accepts restricted contributions for the use and benefit, consistent with its tax exempt purposes as set forth in the U.S. Figure Skating bylaws, of worthy skaters who are selected by the governing authority of a member club that has been designated by the donor. Ten percent of restricted contributions is applied to the general funds of the Memorial Fund to assist in meeting administrative costs and to promote the general purposes of the fund.

MFCR 2.05 The Memorial Fund Committee will implement procedures and practices to insure that all donated funds (including restricted contributions) will be used to carry out the tax exempt purposes of the fund.

MFCR 2.06 As originally organized, in March 1961, the Memorial Fund was a free standing Massachusetts Trust with its own tax deductible status. The trustees of the fund were the officers of U.S. Figure Skating. In 1979 the Memorial Fund assets were transferred to U.S. Figure Skating, with its assets and investments remaining separate for administrative and accounting purposes as provided in Article XIX, Sections 1 and 6, of the U.S. Figure Skating bylaws.

MFCR 3.00 Responsibility

MFCR 3.01 The Memorial Fund Committee has members and representatives in many of the member clubs, who serve as a source for the raising of money for the fund. Such efforts are accomplished by encouraging gifts in memory of skaters, friends and families and in commemoration of special occasions, by urging clubs to donate part or all of the net proceeds from ice shows and exhibitions which they sponsor, as well as any other means of raising money for the fund.

MFCR 3.02 Eligibility for a grant from the Memorial Fund will be determined by the Memorial Fund Committee. The chair of the Memorial Fund will annually send application forms for Memorial Fund scholarships to all eligible skaters and to all member clubs. Returned applications will be evaluated according to specific criteria developed by the Memorial Fund Committee. The selection of candidates for skating and academic scholarships is made based on financial need, competitive skating achievements and general impression. The applicant's grade point average is also a factor for academic scholarships. The chair of the Memorial Fund, with input from the sectional representatives and an athlete representative from each section, designates the amount of the each scholarship and oversees that it is used in accordance with the purpose of the Memorial Fund as set forth in the bylaws of U.S. Figure Skating.

MFCR 3.03 The Memorial Fund Committee develops operating budgets and policies and is responsible for their implementation and interpretation in accordance with Article XIX of the U.S. Figure Skating bylaws.

MFCR 4.00 Tax Deductible Status

MFCR 4.01 Contributions and bequests to the Memorial Fund are fully deductible for federal income, gift and estate tax purposes as charitable contributions by reason of a ruling by the Internal Revenue Service (Oct. 31, 1978, Ref. AUS:EO:78-3538) to the effect that U.S. Figure Skating, of which the Memorial Fund is a part, qualifies for such status under Section 501(c)(3) of the Internal Revenue Code of 1954, as amended. The Internal Revenue Service also has ruled (April 17, 1981, Ref. EO:7213:309:BWS DAL: EO: 81-1342) that U.S. Figure Skating (and therefore the Memorial Fund) qualifies under Section 509(a)(1) of the code and hence is not a private foundation within the meaning of that term as defined therein.

Pairs Development and Technical Committee (Group 1)

PCR 1.00 Authority

PCR 1.01 The Pairs Development and Technical Committee is a permanent committee pursuant to Article XVI, Section 1, of the U.S. Figure Skating bylaws.

PCR 2.00 Organization

PCR 2.01 The Pairs Development and Technical Committee will consist of a chair, a vice chair for development and a vice chair for technical.

PCR 2.02 The other members of the Pairs Development and Technical Committee will include a coach, a judge, a technical panel representative, an international representative, a representative from the Officials Training Committee, at least four additional members, and athlete members as necessary to meet the requirements for athlete representation in accordance with Article XVIII of the U.S. Figure Skating bylaws.

PCR 3.00 Responsibility

PCR 3.01 The Pairs Development and Technical Committee will:

- A. Support objectives and programs to foster growth, development and long-term success of pairs athletes.
- B. Oversee technical rules relating to pairs skating in competitions and tests.
- C. Coordinate with the appropriate committees and subcommittees in the International Group to ensure that the rules and development programs throughout the competitive pipeline support achievement at the high performance level.

Singles Development and Technical Committee (Group 1)

SICR 1.00 Authority

SICR 1.01 The Singles Development and Technical Committee is a permanent committee pursuant to Article XVI, Section 1, of the U.S. Figure Skating bylaws.

SICR 2.00 Organization

SICR 2.01 The Singles Development and Technical Committee will consist of a chair, a vice chair for development and a vice chair for technical.

SICR 2.02 The other members of the Singles Development and Technical Committee will include a coach, a judge, a technical panel representative, an international representative, a representative from the Officials Training Committee, at least four additional members, and athlete members as necessary to meet the requirements for athlete representation in accordance with Article XVIII of the U.S. Figure Skating bylaws.

SICR 3.00 Responsibility

SICR 3.01 The Singles Development and Technical Committee will:

- A. Support objectives and programs to foster growth, development and long-term success of singles athletes.
- B. Oversee technical rules relating to singles skating in competitions and test.
- C. Coordinate with the appropriate committees and subcommittees in the International Group to ensure that the rules and development programs throughout the competitive pipeline support achievement at the high performance level.

Sports Sciences and Medicine Committee (Group 1)

SMCR 1.00 Authority

SMCR 1.01 The Sports Sciences and Medicine Committee is a permanent committee pursuant to Article XVI, Section 1, of the U.S. Figure Skating bylaws.

SMCR 2.00 Organization

SMCR 2.01 The committee is organized into a Medical Services Subcommittee, a Research and Education Subcommittee and a High Performance Subcommittee.

- A. The Medical Services Subcommittee is responsible for team coverage recommendations, outreach and education at multiple levels, ensuring applicability of research as it relates to figure skating, doping control and medical oversight for championships and other competitions.
- B. The Research and Education Subcommittee is responsible for setting research agendas, soliciting research proposals, assisting with proposal development and funding, ensuring definable and practicable outcomes of research and disseminating resulting information.
- C. The High Performance Subcommittee is responsible for athlete performance improvement through training in strength and conditioning, psychology, physiology, nutrition and biomechanics.

SMCR 3.00 Mission and Responsibility

SMCR 3.01 To collect, develop and adapt scientific, clinical and athlete training information for the benefit of figure skaters and the sport of figure skating and to provide clinical and educational support to athlete development.

SMCR 3.02 To provide or ensure adequate clinical support for U.S. Figure Skating championships and other U.S. Figure Skating sponsored skating events.

SMCR 3.03 To carry out obligations and manage responsibilities with respect to USOPC and ISU medical requirements.

SMCR 3.04 To disseminate sports science information throughout the figure skating community.

SMCR 3.05 To facilitate access for skaters, coaches, rink managers and others to well-qualified professional services in sports science, sports medicine and related clinical and educational fields.

SMCR 3.06 To guide national programs with special clinical content.

Synchronized Development and Technical Committee (Group 1)

SYSCR 1.00 Authority

SYSCR 1.01 The Synchronized Development and Technical Committee is a permanent committee pursuant to Article XVI, Section 1, of the U.S. Figure Skating bylaws.

SYSCR 2.00 Organization

SYSCR 2.01 The Synchronized Development and Technical Committee will consist of a chair, a vice chair for development and a vice chair for technical.

SYSCR 2.02 The other members of the Synchronized Development and Technical Committee will include a coach, a judge, a technical panel representative, an international representative, a representative from the Officials Training Committee, at least four additional members, and athlete members as necessary to meet the requirements for athlete representation in accordance with Article XVIII of the U.S. Figure Skating bylaws.

SYSCR 3.00 Responsibility

SYSCR 3.01 The Synchronized Development and Technical Committee will:

- A. Support objectives and programs to foster growth, development and long-term success of synchronized skating athletes and teams.
- B. Oversee technical rules relating to synchronized skating competitions.
- C. Coordinate with the appropriate committees and subcommittees in the International Group to ensure that the rules and development programs throughout the competitive pipeline support achievement at the high performance level.

Group 2: Membership Development

Adult Skating Committee (Group 2)

ASCR 1.00 Authority

ASCR 1.01 The Adult Skating Committee is a permanent committee pursuant to Article XVI, Section 1, of the U.S. Figure Skating bylaws.

ASCR 2.00 Organization

ASCR 2.01 The Adult Skating Committee is organized into the following subcommittees:

- A. Athlete Services and Technical Subcommittee, further organized into the following discipline/specialty groups:
 1. Singles,
 2. Pairs,
 3. Dance,
 4. Showcase,
 5. Technical Panel, and
 6. Other specialty/discipline groups established by the chair
- B. Learn to Skate USA and Nonqualifying Subcommittee
- C. Community Support and Development Subcommittee
- D. Communications Subcommittee
- E. Other subcommittees established by the chair

ASCR 2.02 The Adult Skating Committee will consist of the chair, a national vice chair for each subcommittee named in ASCR 2.01, vice chairs for each discipline/specialty named in ASCR 2.01 (A) and such other members as are appointed in accordance with Article XVIII of the U.S. Figure Skating bylaws.

ASCR 2.03 The national vice chairs and vice chairs will be responsible for overseeing their subcommittee/group and duties and functions assigned to them by the chair.

ASCR 3.00 Responsibility

ASCR 3.01 The Adult Skating Committee will:

- A. Encourage and support the growth of figure skating for adults;
- B. Create and encourage the creation of programs addressing the needs of the adult skating community including the composition and manner of performance of all singles, pairs and ice dance tests not specifically delegated to the Singles, Pairs and Dance Development and Technical Committees;
- C. Work to continue the development of:
 1. The U.S. Adult Figure Skating Championships and adult sectional championships, in conjunction with the Competitions Committee;
 2. Other adult competitive opportunities, in conjunction with corresponding U.S. Figure Skating Committees.

Membership Committee (Group 2)

MCR 1.00 Authority

MCR 1.01 The Membership Committee is a permanent committee under Article XVI, Section 1, of the U.S. Figure Skating bylaws.

MCR 2.00 Organization:

MCR 2.01 The Membership Committee will consist of the chair, three sectional vice chairs (one from each section), a vice chair for sanctions and eligibility, and other such members as are necessary to carry out the work of the committee and the following subcommittees:

- A. Adaptive Skating
- B. Learn to Skate USA, and
- C. Parents

MCR 2.02 Each subcommittee will consist of a national vice chair and such other members as are necessary to carry out the work.

MCR 3.00 Responsibility

MCR 3.01 The Membership Committee is responsible for:

- A. The maintenance and administration of rules governing members and clubs, including applications for membership;
 - 1. Oversee the eligibility status of members
 - 2. Oversee sanctions for skaters in ice shows, exhibitions and for club performances
- B. The investigation, approval or disapproval of membership applications for collegiate clubs, school affiliated clubs, supportive and synchronized skating/Theatre On Ice team memberships;
- C. The recommendation to the Governing Council of applicants for provisional and full club membership;
- D. The placing of clubs in inactive status;
- E. The approval of club name changes or change of principal skating headquarters;
- F. The development of programs for membership growth;
- G. Assisting clubs in maintaining good relations with ice facilities.
- H. The development and maintenance of programs for the recognition of members and clubs.
- I. The development and implementation of programs to support, guide and educate parents of athletes.

MCR 3.02 The sectional vice chairs will be responsible for administering the investigation and recommendation of all applicants from their respective sections for club membership.

Programs and New Program Development Committee (Group 2)

PDCR 1.00 Authority

PDCR 1.01 The Programs & New Program Development Committee is a permanent committee pursuant to Article XVI, Section 1, of the U.S. Figure Skating bylaws

PDCR 2.00 Organization

PDCR 2.01 The Programs & New Program Development Committee will consist of a chair and the following subcommittees:

- A. Collegiate Skating,
- B. High School Programs,
- C. Program Innovation,
- D. Showcase,
- E. Solo Dance,
- F. State Games, and
- G. Theatre On Ice

PDCR 2.02 Each subcommittee will consist of a national vice chair and other such members as are necessary to carry out the work.

PDCR 3.00 Responsibility

PDCR 3.01 The Programs & New Program Development Committee will:

- A. Create objectives and programs to foster the growth, development and long-term success of each of the skating programs listed in PDCR 2.01 A-H.
- B. Oversee and maintain technical, conduct and competition rules as they relate to each of the skating programs listed in PDCR 2.01 A-H, not otherwise delegated to the Competitions Committee.
- C. Develop ideas, concepts and implementation plans for new programs that meet the needs of members and goals of U.S. Figure Skating.
- D. Work with outside organizations as appropriate.

Group 3: Technical and Officials
Competitions Committee (Group 3)

CMCR 1.00 Authority

CMR 1.01 The Competitions Committee is a permanent committee pursuant to Article XVI, Section 1, of the U.S. Figure Skating bylaws.

CMCR 2.00 Organization

CMCR 2.01 The Competitions Committee will consist of a chair, three sectional vice chairs (one from each section), nine regional vice chairs (one from each region) and the following subcommittees:

- A. Adult Competitions,
- B. Nonqualifying Competitions,
- C. Synchronized Skating Competitions,
- D. Technology, and
- E. Theatrical Skating Competitions.

CMCR 2.02 Each subcommittee will consist of a national vice chair and such other members as are necessary to carry out the work of the committee. In addition, the Synchronized Skating Competitions Subcommittee will consist of three sectional vice chairs, and the Technology Subcommittee will consist of a vice chair for technical accounting and a vice chair for music.

CMCR 2.03 The immediate past chair of the Competitions Committee or their designated representative will be an ex-officio member.

CMCR 3.00 Responsibility

CMCR 3.01 The Competitions Committee has jurisdiction over and sanctions all U.S. Figure Skating competitions held on ice in the United States as set forth in these rules, with the following exceptions:

- A. Those actions specifically reserved to the Governing Council.
- B. Those actions reserved to the Board of Directors in accordance with U.S. Figure Skating bylaws.
- C. The manner of conduct of international competitions held in the United States, which are governed by the regulations of the International Skating Union.

CMCR 3.02 The Competitions Committee grants sanctions in accordance with rule 1122.

CMCR 3.03 The Competitions Committee places qualifying competitions defined in rule 1022 with the exception of the U.S. Figure Skating Championships.

CMCR 3.04 The authority and jurisdiction over sectional, regional and nonqualifying competitions granted to the Competitions Committee by these rules may be exercised without limitation by the sectional or regional vice chairs of the committee, subject to the general supervision of the chair.

CMCR 3.05 In addition to the responsibilities above:

- A. The chair, in conjunction with the applicable chief referee, will set the maximum number of officials that can be assigned to a qualifying competition. The chair also oversees the placement, operation and conduct of the U.S. Collegiate Figure Skating Championships and any other competitions not specifically delegated to a national, sectional or regional vice chair in these rules.
- B. The national vice chair of adult competitions oversees the operation and conduct of adult competitions in the United States.
- C. The national vice chair of technology is responsible for certifying and maintaining all software and hardware used at competitions, in conjunction with headquarters staff.
- D. The national vice chair of nonqualifying competitions oversees the standard nonqualifying competition announcement.
- E. The national vice chair of synchronized skating competitions oversees the placement, operation and conduct of synchronized skating competitions in the United States.
- F. The national vice chair of theatrical skating competitions oversees the operation and conduct of theatrical skating competitions in the United States.
- G. Each sectional vice chair oversees the placement, operation and conduct of the U.S. Pairs Final, U.S. Ice Dance Final, sectional singles finals, sectional pairs challenges, sectional ice dance challenges, regional singles challenges, synchronized sectional championships and adult sectional championships.
- H. Each regional vice chair oversees the placement, operation and conduct of nonqualifying competitions in the applicable region.

Domestic Officials Recruitment and Management Committee (Group 3)

DOCR 1.00 Authority

DOCR 1.01 The Domestic Officials Recruitment and Management Committee is a permanent committee pursuant to Article XVI, Section 1, of the U.S. Figure Skating bylaws.

DOCR 2.00 Organization

DOCR 2.01 The Domestic Officials Recruitment and Management Committee will consist of a chair and the following subcommittees:

- A. Officials Development and Assessment;
- B. Event Management Officials;
- C. Judges Management;
- D. Officials Recruitment; and
- E. Technical Panel Management.

DOCR 2.02 The Development and Assessment Subcommittee will consist of a national vice chair, a vice chair for judges, and three representatives, one each for singles/pairs, dance and synchronized skating; a vice chair for technical panel officials, with five representatives, one each for singles, pairs, dance, synchronized skating and data; a vice chair for referees, a vice chair for accountants/technical accountants, a vice chair for music/announcing, an ombudsman and athlete members as necessary to meet the requirements for athlete representation.

DOCR 2.03 The Event Management Officials Subcommittee will consist of a national vice chair, five vice chairs, one each for referees, accountants, technical accountants, music and announcing; three sectional vice chairs for accounting, three sectional vice chairs for referees, three sectional vice chairs and athlete members as necessary to meet the requirements for athlete representation.

DOCR 2.04 The Judges Management Subcommittee will consist of a national vice chair, three sectional vice chairs and nine regional vice chairs for ice dance judges; three sectional vice chairs and nine regional vice chairs for singles/pairs judges; three sectional vice chairs for synchronized skating judges; one vice chair for theatrical skating judges; the national vice chair of the Judges Training Subcommittee on the Officials Training Committee; and athlete members as necessary to meet the requirements for athlete representation.

DOCR 2.05 The Recruitment Subcommittee will consist of a national vice chair, and six vice chairs, one each for singles, pairs, dance, synchronized skating, accountants/technical accountants and music/announcing, additional members as necessary for their skill set and athlete members as necessary to meet the requirements for athlete representation.

DOCR 2.06 The Technical Panel Management Subcommittee will consist of a national vice chair, six discipline vice chairs – one each for singles, pairs, dance, synchronized skating, singles/pairs/dance data operators and synchronized skating data operators; the national vice chair of the Technical Panel Training Subcommittee on the Officials Training Committee; and athlete members as necessary to meet the requirements for athlete representation.

DOCR 2.07 The immediate past chair of the Domestic Officials Committee or their designated representative will be an ex-officio member.

DOCR 2.08 The chair of the Officials Training Committee will be an ex-officio member.

DOCR 2.09 The chair of the International Officials Committee will be an ex-officio member.

DOCR 3.00 Responsibility

DOCR 3.01 The Domestic Officials Recruitment and Management Committee is responsible for:

- A. The evaluation, appointment, promotion, suspension, demotion, removal, conduct, qualification and performance of all accountants, technical accountants, announcers, music officials, judges, referees and technical panel officials.
- B. The oversight of rules relating to officials.
- C. Establishing minimum standards and qualifications to serve as an official for sanctioned competitions and test sessions conducted by U.S. Figure Skating in all skating disciplines.
- D. Establishing and administering conflict of interest regulations governing service of officials in sanctioned competitions conducted by U.S. Figure Skating.
- E. Reviewing the performance of officials at all qualifying competitions, and providing feedback to the individual officials, Domestic Selections, International Selections, International Officials and Officials Recruitment and Training Committees as appropriate.

DOCR 3.02 The Event Management Officials, Judges Management and Technical Panel Management Subcommittees will be responsible for rules DOCR 3.01 (A) through (E), with regards to the official type they oversee.

DOCR 3.03 Domestic Officials Development and Assessment Subcommittee

The responsibilities of the Domestic Officials Development and Assessment Subcommittee are to:

- A. Support all U.S. Figure Skating officials in successfully serving.
- B. Implement and oversee a process for review of and feedback to officials that is honest, objective, understandable, and for judges, and based on statistical information.
- C. Develop review panels for performance evaluation, when necessary.
- D. Provide recommendations for performance improvement and support officials in obtaining the recommended education or completing a specific performance plan.
- E. Initiate a review/feedback process based on a) an individual officials' request for one, b) a referee's report c) a technical panel captain's report or d) a mentor or JET request.

- F. Serve as a place that officials can go with questions, complaints or to seek honest feedback on their appointment progress and/or assignments.
- G. Support the appropriate subcommittees in this committee in providing performance reviews on officials at qualifying competitions to Domestic Selections, International Officials and Officials Training Committees.
- H. Handle complaints against officials, as determined by the chair.

DOCR 3.04 Domestic Officials Recruitment Subcommittee

The responsibilities of the Domestic Officials Recruitment Subcommittee are:

- A. Recruit enough officials to staff U.S. Figure Skating competitions and test sessions in all positions.
- B. Develop and implement a welcoming on-boarding process for interested officials.
- C. Manage a list of prospective officials. Ensure those interested go through the on-boarding process and receive the tools they need to get started.
- D. Coordinate with the appropriate subcommittees to assign mentors to prospective officials to ensure they become established on the path to earn their first appointment.
- E. Develop and implement programs for recruiting new officials in all roles.

Domestic Selections Committee (Group 3)

DSCR 1.00 Authority

DSCR 1.01 The Domestic Selections Committee is a permanent committee pursuant to Article XVI, Section 1, of the U.S. Figure Skating bylaws.

DSCR 2.00 Organization

DSCR 2.01 The Domestic Selections Committee will consist of a chair and the following subcommittees:

- A. Event Management Selections;
- B. Judges Selections; and
- C. Technical Panel Selections.

DSCR 2.02 The Event Management Selections Subcommittee will consist of a national vice chair; four vice chairs, one each for referees, accountants, technical accountants and music/announcing; three members, one each representing singles/pairs referees, dance referees and synchronized referees; three sectional vice chairs for accounting; and athlete members as necessary to meet the requirements for athlete representation.

DSCR 2.03 The Judges Selections Subcommittee will consist of a national vice chair, three sectional vice chairs for ice dance, three sectional vice chairs for singles/pairs, three sectional vice chairs for synchronized skating and athlete members as necessary to meet the requirements for athlete representation.

DSCR 2.04 The Technical Panel Selections Subcommittee will consist of a national vice chair, three sectional vice chairs for singles; one vice chair each for ice dance, pairs and synchronized skating; and athlete members as necessary to meet the requirements for athlete representation.

DSCR 2.05 The immediate past chair of the Domestic Selections Committee or their designated representative will be an ex-officio member.

DSCR 2.06 Athlete members may not be competing in the current season or have competed during the immediate prior season.

DSCR 3.00 Responsibility

DSCR 3.01 The Domestic Selections Committee is responsible for:

- A. The selection of officials for all qualifying competitions and U.S. Championships (figure skating, synchronized skating, adult and collegiate) within the maximum number set by the chair of the Competitions Committee (see rule CCR 3.05). All selected officials must meet the applicable requirements specified in rules 2100-2135.
- B. Final approval of officials' selections made by clubs hosting National Qualifying Series events.
- C. Giving due consideration to the needs and financial limitations of the competition as well as the desirability of geographical representation and other relevant criteria when selecting officials, in addition to consideration for officials obtaining adequate experience and activity for maintaining appointments and advancement.

Officials Training Committee (Group 3)

OTCR 1.00 Authority

OTCR 1.01 The Officials Training Committee is a permanent committee pursuant to Article XVI, Section 1, of the U.S. Figure Skating bylaws.

OTCR 2.00 Organization

OTCR 2.01 The Officials Training Committee will consist of a chair and the following subcommittees:

- A. Accountants and Technical Accountants Training;
- B. Announcers and Music Officials Training;
- C. Judges Training;
- D. Referees Training; and
- E. Technical Panel Training.

⁹**OTCR 2.02** The Accountants and Technical Accountants Training, Announcers and Music Officials Training, and Referees Training Subcommittees will consist of a national vice chair, three sectional vice chairs, ~~two athlete members and up to two additional members, who may also be athlete members~~ additional members as necessary for their skill set and athlete members as necessary to meet the requirements for athlete representation.

¹⁰**OTCR 2.03** The Judges Training Subcommittee will consist of a national vice chair, vice chairs for ice dance, singles/pairs and synchronized skating, in addition to the national vice chair of the Judges Management Subcommittee on the Domestic Officials Recruitment and Management Committee; additional members as necessary for their skill set; and athlete members as necessary to meet the requirements for athlete representation.

OTCR 2.04 The Technical Panel Training Subcommittee will consist of a national vice chair, one vice chair each for ice dance, pairs, singles and synchronized skating; one vice chair each for singles/pairs/dance data and synchronized data, the national vice chair of the Technical Panel Management Subcommittee on the Domestic Officials Recruitment and Management Committee; additional members as necessary for their skill set; and athlete members as necessary to meet the requirements for athlete representation.

OTCR 2.05 The immediate past chair of the Officials Training Committee or their designated representative will be an ex-officio member.

OTCR 2.06 The chair of the Domestic Officials Recruitment and Management Committee will be an ex-officio member.

OTCR 3.00 Responsibility

OTCR 3.01 The Officials Training Committee is responsible for providing educational programs and training tools to ensure all certified officials are qualified to serve. To meet these responsibilities, the Officials Training Committee will develop, maintain and execute:

- A. Training programs for new officials that prepare them to test and be promoted;
- B. Continuing education programs for officials;
- C. Oversight (development, administration and grading) of the officials' exams; and
- D. Dissemination of information related to officials training opportunities.

OTCR 3.02 The Officials Training Committee is responsible for distributing information on applicable ISU and U.S. Figure Skating rule changes and clarifications to applicable officials.

Tests Committee (Group 3)

TCR 1.00 Authority

TCR 1.01 The Tests Committee is a permanent committee pursuant to Article XVI, Section 1, of the U.S. Figure Skating bylaws.

TCR 2.00 Organization

TCR 2.01 The Tests Committee will consist of the chair and such other vice chairs and members as necessary to carry out the work of the committee.

TCR 3.00 Responsibility

TCR 3.01 Members of the Tests Committee will prepare timely answers to all ballots, work with the chair on specific tasks and projects and report to the chair any issues of concern. In addition, vice chairs will be responsible for the duties and functions assigned to them by the chair.

TCR 3.02 The Tests Committee is responsible for:

- A. The administration of the test rules;
- B. The testing procedures and the conduct of all tests;
- C. The determination of U.S. Figure Skating test fees to be charged;
- D. All other matters common to tests not specifically delegated to the Dance Development and Technical, Pairs Development and Technical, Singles Development and Technical and Domestic Officials Recruitment and Management Committees.
- E. The maintenance of test records by U.S. Figure Skating headquarters and the awarding of test certificates and emblems.
- F. The review of issues of rule violations that occur as a result of testing and the determination of appropriate action.

Group 4: Administrative/Legal

Ethics Committee (Group 4)

ECR 1.00 Authority

ECR 1.01 The Ethics Committee is a permanent committee pursuant to Article XVI, Section 1, of the U.S. Figure Skating bylaws.

ECR 2.00 Jurisdiction and Responsibility

ECR 2.01 Jurisdiction: Unless and until a grievance or disciplinary matter has been referred to the Grievance Committee pursuant to Article XXV of the U.S. Figure Skating bylaws, the Ethics Committee shall have jurisdiction over all matters arising under U.S. Figure Skating's Code of Ethics or Code of Conduct.

⁹ Amendments to this rule are effective for the purposes of composing the committee for the 2022-23 season.

¹⁰ Amendments to this rule are effective for the purposes of composing the committee for the 2022-23 season.

ECR 2.02 Responsibility: It shall be the responsibility of the Ethics Committee to interpret, administer and apply U.S. Figure Skating's Code of Ethics and Code of Conduct, including the development of principles of ethical behavior and conflict of interest applicable to U.S. Figure Skating members and member clubs and the administration of U.S. Figure Skating's conflict of interest annual disclosure process in accordance with GR 1.01.

¹¹ECR 3.00 Disciplinary Proceedings

ECR 3.01 The chair of the Ethics Committee shall review all matters referred by the U.S. Figure Skating president or a the U.S. Figure Skating vice president involving an alleged violation of U.S. Figure Skating's Code of Ethics or Code of Conduct.

ECR 3.02 After review of any such matter, the chair of the Ethics Committee may, if it is determined that further proceedings should be conducted, initiate a disciplinary proceeding in accordance with Article XXV, Section 1 (B), of the U.S. Figure Skating bylaws.

ECR 3.03 The chair of the Ethics Committee shall deliver a copy of the Grievance Statement to the Respondent(s), the chair of the Grievance Committee and the vice president ~~of the section in which the grievance is alleged to have occurred~~. Such notice shall be by any expeditious delivery system that provides reasonable evidence of delivery to the addressee.

ECR 3.04 The vice president ~~involved~~ may suspend the Respondent pending the hearing contemplated by Article XXV, Section 1 (B), of the U.S. Figure Skating bylaws if applicable law, including the Ted Stevens Olympic and Amateur Sports Act, does not otherwise prohibit such action. If a grievance is initiated against a Respondent U.S. Figure Skating member who is also a member of the Professional Skaters Association (PSA), the vice president shall confer with the PSA Professional Standards Committee chair prior to any suspension, but may impose the suspension regardless of the outcome of the conference.

ECR 4.00 SkateSafeSM Complaints

ECR 4.01 Complaints must be made in writing and directed to the SkateSafeSM Committee.

ECR 4.02 The chair of the SkateSafeSM Committee and/or their designee will review all SkateSafeSM Complaints, except for matters subject to the jurisdiction of the U.S. Center for SafeSport in accordance with Article XXV, Section 2, of the U.S. Figure Skating bylaws, and determine if a Letter of Concern is appropriate or if the Complaint should be referred to the Domestic Officials Recruitment and Management Committee, Ethics Committee and/or other appropriate committee.

ECR 4.03 In the event the Complaint is not forwarded to the chair of a committee specified in rule ECR 4.02, the chair of SkateSafeSM and/or Ethics may prepare a Letter of Concern arising out of a violation of the SkateSafeSM Policy. A Letter of Concern will identify the infraction and reference the policy or rule at issue. Such a letter and any response will be placed in the permanent file of the member and will not be subject to public review.

ECR 4.04 To the extent that the Complaint involves an alleged ethical violation, the chair of the SkateSafeSM Committee will refer the Complaint to the chair of the Ethics Committee for review and determination as to whether a disciplinary proceeding should be initiated, per Article XXV, Section 1 (B), of the U.S. Figure Skating bylaws.

ECR 4.05 In the event the chair of the Ethics Committee or their designee determines that a SkateSafeSM Complaint raises an allegation of violation of the SkateSafeSM Policy, the chair of the Ethics Committee or their designee will impanel a subcommittee consisting of the chair of the SkateSafeSM Committee or their designee as the subcommittee chair, in addition to two members selected from the Ethics, SkateSafeSM and/or Grievance Committees, one of whom will be an athlete member.

ECR 4.06 The impaneled subcommittee will review the Complaint and investigate the allegations within 30 days of receipt of the SkateSafeSM Complaint.

ECR 4.07 Upon receipt of a SkateSafeSM Complaint to be investigated, a copy of the Complaint, or a synopsis of the Complaint, will be forwarded to the last known email address of the Respondent. The Respondent will have 14 days from the date the Complaint was emailed to the Respondent to Answer the Complaint. Any witness to the event will be identified by name and email address.

ECR 4.08 The subcommittee, upon review of the Complaint and Answer, together with any other information gathered by the Subcommittee, will do one of the following:

- A. Dismiss the SkateSafeSM Complaint.
- B. Determine if any corrective action is necessary.
- C. Prepare a Private Letter of Admonition which, together with the Complaint and Answer, will be placed in the permanent file of the Respondent. A Private Letter of Admonition will be forwarded only to the Respondent. Notification that a Private Letter of Admonition was sent will be sent to the Respondent and the Complainant.
- D. Prepare a Public Letter of Admonition which, together with the Complaint and Answer, will be placed in the permanent file of the Respondent. The Public Letter of Admonition will be sent to the Respondent, the Complainant, the SkateSafeSM chair(s) of the club(s) of which the Respondent is a member and/or where the incident occurred, and any other person or entity identified by the subcommittee.

ECR 4.09 Private Letters of Admonition are not subject to dissemination; however, the date of a Private Letter of Admonition may be provided to a member requesting such information. Public Letters of Admonition are available to members who request a copy through headquarters.

ECR 4.10 Letters of Admonition must be in writing and furnished to the Administrative/Legal Group coordinator and U.S. Figure Skating headquarters in addition to the parties specified in rule ECR 4.08. In the event the Respondent is a designated coach, the Letter of Admonition, Public or Private, will also be provided to the Professional Skaters Association.

¹¹ Amendments to this rule section are effective upon the election of the Board of Directors at the annual 2022 Governing Council meeting.

ECR 4.11 The Respondent may appeal the Disposition of the Subcommittee within 10 days of the date of the Determination, by filing a Grievance using the procedures set forth in Article XXV, Section 1 (A), of the U.S. Figure Skating bylaws and rule GCR 3.00. The Grievance Committee Rules (GCR 3.00 through GCR 9.00) will apply to an appeal of the subcommittee's Disposition. No filing fee will be charged.

ECR 4.12 In the event corrective action is necessary, the Subcommittee will determine and provide to the Respondent the nature of the corrective action to address the Complaint and the date by which the corrective action must be completed.

A. Failure to complete the corrective action by the date specified is a violation of the Code of Conduct. In the event of a failure to complete the corrective action by the date specified, the chair of the Ethics Committee will refer the matter to the chair of the Grievance Committee for review and determination as to whether disciplinary proceedings will be initiated, per Article XXV, Section 1 (A) and (B), of the U.S. Figure Skating bylaws.

ECR 4.13 Confidentiality concerning the subject matter of a SkateSafeSM Complaint and the parties involved must be maintained by all parties and participants until the process is finalized.

ECR 5.00 Retaliatory Conduct

ECR 5.01 As to any matter under review for a SkateSafeSM or ethics violation, retaliatory conduct is prohibited. Any member engaging in such conduct will be subject to disciplinary action in accordance with Article XXV, Section 1, of the U.S. Figure Skating bylaws.

ECR 6.00 Authority to Issue Immediate Interim Suspension

ECR 6.01 In the event a member is criminally charged with alleged sexual abuse or misconduct, the U.S. Figure Skating executive director, in consultation with legal counsel, has the authority to suspend the member immediately. The suspension will remain in effect until the U.S. Center for SafeSport accepts jurisdiction over the matter pursuant to Article XXV, Section 2, of the U.S. Figure Skating bylaws, and issues an interim measure or other discipline or sanction against the member.

Grievance Committee (Group 4)

GCR 1.00 Authority

GCR 1.01 The Grievance Committee is a permanent committee pursuant to Article XVI, Section 1, of the U.S. Figure Skating bylaws.

GCR 2.00 Responsibility and Jurisdiction

GCR 2.01 The Grievance Committee is responsible for maintaining and administering the various grievance and hearing rules and processes provided under U.S. Figure Skating bylaws and rules and providing standard hearing and complaint procedures for resolving grievances in a prompt and equitable manner for its members.

GCR 2.02 The Grievance Committee has jurisdiction over all grievances and disciplinary proceedings filed under Article XXV of the U.S. Figure Skating bylaws except for matters subject to the jurisdiction of the U.S. Center for SafeSport under Article XXV, Section 2, of the U.S. Figure Skating bylaws.

GCR 2.03 Once a grievance has been filed or a disciplinary proceeding initiated in accordance with applicable U.S. Figure Skating bylaws or rules, the respondent(s) may not cause themselves to be removed or excused from the grievance or disciplinary proceeding, as the case may be, by resigning their U.S. Figure Skating membership(s).

GCR 3.00 Initiating Grievance Proceedings

GCR 3.01 The grievance process is started by filing a grievance statement with the Grievance Committee chair. A grievance statement may be filed by either a member or a member club. The grievance statement must be written, signed under oath, notarized, and include:

- A. The name of the party filing the Grievance (the "Grievant");
- B. The Grievant's address, telephone number and U.S. Figure Skating registration number;
- C. The name of the party against whom the Grievance is brought (the "Respondent");
- D. The Respondent's address, telephone number and, if known, the U.S. Figure Skating registration number;
- E. The name, address and telephone numbers of any other party involved;
- F. The U.S. Figure Skating bylaw or rule allegedly violated;
- G. A clear and concise statement of facts explaining the alleged violation, including all relevant dates;
- H. A statement certifying that the Grievant attempted to resolve the matter and a description of the specific actions the Grievant took to resolve the matter; and
- I. The action the Grievant wishes taken.
- J. The Grievant may attach supporting documentation and evidence, including a description of anticipated testimonial evidence, to the Grievance Statement.
- K. The Grievant must pay a \$225 filing fee to U.S. Figure Skating when the Grievance is filed. If the Grievance is not accepted, the filing fee will be refunded. There is no fee for filing a SkateSafeSM Complaint with U.S. Figure Skating or a report with the U.S. Center for SafeSport (see rule section ECR 4.00).

¹²GCR 3.02 Receipt of Grievance Statement by Grievance Committee chair:

- A. The Grievance Committee chair reviews the Grievance Statement after it has been filed to determine:
 1. Whether the allegations, if believed, establish a violation of U.S. Figure Skating bylaws or rules;
 2. Whether the Grievance Statement complies with applicable U.S. Figure Skating bylaws;

¹² Amendments to this rule section are effective upon the election of the Board of Directors at the annual 2022 Governing Council meeting.

3. Whether the Grievance Hearing Panel has the authority to grant the relief requested.
- B. If the Grievance Statement alleges violations of the U.S. Figure Skating Code of Ethics or U.S. Figure Skating Code of Conduct, the Grievance Committee chair must promptly forward the Grievance Statement to the Ethics Committee chair and the appropriate vice president for action in accordance with applicable U.S. Figure Skating bylaws and rules.
- C. If the Grievance Committee chair determines that the Grievance Statement complies with all applicable requirements, the Grievance Committee chair shall, within two weeks of receipt of the Grievance Statement:
 1. Notify the Grievant, the Respondent, the president, secretary and Administrative/Legal Group coordinator of U.S. Figure Skating of acceptance of the Grievance;
 2. Forward a copy of the Grievance Statement and any attachments provided through rule GCR 3.01 (J) to the Respondent(s) at the Respondent's last known address or the address maintained in the U.S. Figure Skating database or to the Respondent's representative, if such representative is known to U.S. Figure Skating. This will constitute "notice". The person responsible for sending the documents to the Respondent must use any expeditious delivery system that provides reasonable evidence of delivery to the addressee, which will constitute proof that notice of the Grievance was given to the Respondent; and
 3. Name a Hearing Panel and forward the Grievance Statement to each panel member.
- D. If the Grievance Committee chair determines that the Grievance Statement does not comply with all applicable requirements, the Grievance Committee chair must notify the Grievant. The notice must be in writing and explain the basis for the decision. The notice must be sent by any expeditious delivery system that provides reasonable evidence of delivery to the addressee, within two weeks of receipt of the Grievance Statement. The Grievant shall have no more than two weeks from receipt of such notice to amend the Grievance Statement so that it complies with applicable bylaw requirements. The Grievance Committee chair shall forward a copy of the returned Grievance and decision statement to the vice presidents for their consideration under U.S. Figure Skating bylaws and rules.
- E. U.S. Figure Skating and PSA Combined Grievance: If a Grievance is filed against a U.S. Figure Skating member who is also a member of the Professional Skaters Association (PSA), and the alleged violation pertains to the Respondent's actions in a coaching capacity, the Grievance Committee chair must notify the PSA Professional Standards Committee chair with a copy of the Grievance Statement. The Grievance Committee chair and the PSA Professional Standards Committee chair must decide whether to proceed with the matter as a Combined Grievance under Article XXV of the U.S. Figure Skating bylaws. If the Grievance Committee chair and the PSA Professional Standards Committee chair decide not to proceed with the matter as a Combined Grievance, the Grievance Committee chair must process the Grievance statement in accordance with the U.S. Figure Skating bylaws and Grievance and Ethics Committee Rules. When the Grievance Committee chair and PSA Professional Standards Committee chair determine that the Grievance will proceed as a Combined Grievance, the Grievance Committee chair and the PSA Professional Standards Committee chair must process the Combined Grievance as follows:
 1. If the Combined Grievance proceeds to a Hearing, the Grievance Committee chair selects a Hearing Panel in accordance with rule GCR 3.04. At least one-third of the Hearing Panel members must be current PSA and U.S. Figure Skating members.
 2. The PSA Professional Standards Committee chair participates in the Combined Grievance process as an oversight official and as representative of the PSA.
 3. The Hearing must follow U.S. Figure Skating bylaws, and Grievance Committee and Ethics Committee Rules and Procedures.
 4. A Hearing Panel decision is effective under both U.S. Figure Skating bylaws and Grievance and Ethics Committee Rules and PSA rules. Any appeal therefrom may be taken in accordance with those rules.
 5. An appeal within U.S. Figure Skating may be filed in accordance with Article XXV, Section 1 (C) and (D), of the U.S. Figure Skating bylaws and the Grievance Committee Rules.

GCR 3.03 Respondent's Reply to Grievance Statement:

- A. The Respondent may file a response to the Grievance Statement with the Grievant and the Grievance Committee chair. If filed, the response must be in writing, signed under oath and notarized. The Respondent may also include supporting documentation and evidence, including a description of anticipated testimonial evidence, with the response. The response must be filed within 30 days after delivery of the Grievance Statement to the address of the Respondent on file at U.S. Figure Skating headquarters by any expeditious delivery system that provides reasonable evidence of delivery.
- B. Failure to file a Response constitutes an admission of the allegations made by the Grievant and waives the Respondent's right to a hearing or appeal. After such an admission, the Grievance Committee chair will recommend appropriate relief to the Board of Directors and seek their agreement. If the board concurs, the Grievance Committee chair's decision is final, binding and may not be appealed under the bylaws and rules of U.S. Figure Skating.

¹³GCR 3.04 Hearing Panel Composition:

- A. Referral to Hearing Panel: After receiving a timely Response, the Grievance Committee chair must deliver the Grievance Statement and the Response to the Hearing Panel.
- B. The Hearing Panel must consist of at least three and no more than nine persons. The Grievance Committee chair may select members from the Grievance Committee or Ethics Committee. Athlete representatives, who meet the qualifications in U.S. Figure Skating bylaws Article XXI, must constitute at least 20 33.3 percent of the Hearing Panel.

¹³ Amendments to this rule are effective for the purposes of composing the committee for the 2022-23 season.

- C. The Grievance Committee chair may appoint a person who is not a member of U.S. Figure Skating. No more than one-third of the Hearing Panel may be nonmembers of U.S. Figure Skating. The Grievance Committee chair selects the Hearing Panel chair.
- D. The Grievance Committee chair must advise the Grievant, Respondent, U.S. Figure Skating president, secretary and Administrative/Legal Group coordinator of the names of the Hearing Panel members promptly upon their appointment. Such notice may be verbal, but must be promptly confirmed in writing.
- E. Either the Grievant or the Respondent may request the replacement of a Hearing Panel member. Such a request may be made solely on the basis of an alleged conflict of interest. The request must be in writing and delivered to the Grievance Committee chair within 10 days of receipt of the names of the Hearing Panel members. The request must specify the basis for the request and provide all evidence supporting the request. The Grievance Committee chair must, within five days of receipt of a request for removal, determine whether to grant the request and must notify the parties, the U.S. Figure Skating secretary and the Administrative/Legal Group coordinator of the decision in writing. If the Grievance Committee chair finds a conflict of interest, the Grievance Committee chair must appoint a replacement. The Grievance Committee chair's decision is final, binding, and may not be appealed under the bylaws and rules of U.S. Figure Skating.

GCR 3.05 Hearing Guidelines:

- A. The Grievance Committee chair, after consultation with the parties, will determine how the hearing will be conducted and provide written notification of such decision to the parties. The hearing or completion of the investigation must occur within 90 days of the appointment of a Hearing Panel unless the Hearing Panel chair and the Grievance Committee chair concurrently decide that there are reasonable grounds for a delay, in which case they will grant a reasonable delay, and notify the parties of the delay.
- B. The Grievant and Respondent may represent themselves throughout the grievance process, or may be represented by a person of their choice.
- C. The Hearing Panel chair will provide the Grievant, the Respondent and the panel members with written procedures and guidelines to be followed.
- D. All communications with the Hearing Panel before and after the hearing must be in writing and directed to the chair of the Hearing Panel. Communications during the hearing proceedings need not be in writing.
- E. The Hearing Panel chair must ensure that a record of the hearing is made.
- F. All parties must be given a reasonable opportunity to present oral or written evidence, to cross-examine witnesses, and to present such factual or legal claims as desired. The rules of evidence will not be strictly enforced; instead, rules of evidence generally accepted in administrative proceedings will be applicable. The Hearing Panel will determine admissibility, relevance and materiality of the evidence offered and may exclude evidence deemed by the Hearing Panel to be cumulative or irrelevant. The Hearing Panel has the right to question witnesses or parties to the proceeding at any time.
- G. The Grievant has the burden of supporting the Grievance by a preponderance of the evidence.
- H. Within 20 days of the conclusion of a hearing, the Hearing Panel must issue a written decision including findings of fact, the bylaws or rules upon which the decision is based and the reasoning behind the decision. The decision must be sent to the Grievance Committee chair, Grievant, Respondent and the U.S. Figure Skating president, secretary and Administrative/Legal Group coordinator by any expeditious delivery system that provides reasonable evidence of delivery.
- I. The jurisdiction of the Hearing Panel ceases, and Hearing Panel members will be discharged when the written decision is issued.

GCR 3.06 Stipulated Resolution of a Grievance

- A. The Grievant, Respondent and the Grievance Committee chair may informally discuss the Grievance and reach a resolution to the Grievance prior to the Hearing Panel actually hearing the Grievance. If a resolution is voluntarily reached by the Grievant and Respondent, which is approved by the Grievance Committee chair, the resolution will be submitted to the Board of Directors for their concurrence.
- B. If the Grievant is U.S. Figure Skating, then the stipulated resolution of the Grievance must be agreed to by the Respondent, the president of U.S. Figure Skating and the executive director of U.S. Figure Skating. The stipulated resolution of such a grievance will be submitted to the Board of Directors for its concurrence.
- C. If the Grievance is a Combined Grievance pursuant to rule GCR 3.03 (E), then the stipulated resolution of the Grievance must be agreed to by the Respondent, the Grievant, the president of U.S. Figure Skating, the executive director of U.S. Figure Skating, the executive director of the Professional Skaters Association and the Professional Skaters Association's Professional Standards Committee chair. The stipulated resolution of such a grievance will be submitted to the Board of Directors for its concurrence.

GCR 4.00 Selection of Persons to Serve on Hearing Panels

GCR 4.01 The Grievance Committee chair shall select persons to serve on Hearing Panels in accordance with the provisions of Articles XXI and XXV of the U.S. Figure Skating bylaws.

GCR 4.02 The Grievance Committee chair shall make every effort to ensure that all members of the Grievance Committee serve on a Hearing Panel in a given year before any member is assigned to serve on more than one Hearing Panel.

GCR 5.00 Expedited Procedures

GCR 5.01 Scope: The following rules apply to grievance and disciplinary proceedings when compliance with regular procedures contained in Article XXV, Section 1, of the U.S. Figure Skating bylaws would not be likely to produce a sufficiently early decision to do justice to the affected parties.

GCR 5.02 Expedited Hearing Panels: Expedited Hearing Panels shall exist to hear grievance and disciplinary matters referred to in Article XXV, Section 1 (A) and (B), of the U.S. Figure Skating bylaws and these Grievance Committee Rules. Expedited Hearing Panels must consist of at least three members including one athlete member. These persons may be members or nonmembers of U.S. Figure Skating; however, nonmembers of U.S. Figure Skating must not exceed one-third of any panel. The Grievance Committee chair must select the Hearing Panel chair. The Expedited Hearing Panel's jurisdiction ceases, and Expedited Hearing Panel members are discharged when a written decision is issued.

GCR 5.03 Appointment of Expedited Hearing Panel Members:

- A. Expedited Hearing Panels for qualifying competitions and competitions protected under the USOPC Bylaws and the Ted Stevens Olympic and Amateur Sports Act:
 - 1. The Grievance Committee chair annually selects a chair and two additional members of separate Expedited Hearing Panels to hear grievance or disciplinary matters regarding the participation of a competitor in a U.S. Figure Skating qualifying competition or other competitions protected by the USOPC Bylaws and the Ted Stevens Olympic and Amateur Sports Act, including each U.S. Figure Skating national, sectional and regional competition ("domestic competition"), and all World, Olympic and international competitions.
 - 2. The selection and naming of the Expedited Hearing Panel for the specified competitions shall occur annually, and the names of the Expedited Hearing Panels' members must be available on request from U.S. Figure Skating headquarters.
 - 3. No U.S. Figure Skating judge may serve on any Expedited Hearing Panel convened under this section.
 - 4. If the jurisdiction of an Expedited Hearing Panel is challenged because a grievance or disciplinary proceeding is initiated between competitions, or otherwise, the Grievance Committee chair determines which Expedited Hearing Panel will preside. Such decision is final, binding and not appealable under the U.S. Figure Skating bylaws and rules.
- B. All other Expedited Hearing Panels:
 - 1. The Grievance Committee chair selects a chair and two additional members to hear grievance or disciplinary matters, other than those specified under GCR 5.03 on a case by case basis in accordance with Article XXV of the U.S. Figure Skating bylaws and those Grievance Committee Rules.

GCR 5.04 Expedited Hearing Procedures:

- A. Filing a request for an Expedited Hearing for qualifying competitions and competitions protected under the USOPC Bylaws or the Ted Stevens Olympic and Amateur Sports Act:
 - 1. Any aggrieved U.S. Figure Skating member, member club or the Ethics Committee chair (the "Grievant") may initiate a grievance or disciplinary proceeding on an expedited basis pursuant to Article XXV, Section 1, of the U.S. Figure Skating bylaws by notifying the Grievance Committee chair verbally as soon as the substance of the grievance or disciplinary matter becomes known, followed within 24 hours by a written Grievance Statement. The verbal notice must include:
 - a. A statement of fact, including the alleged harm or potential harm to the Grievant;
 - b. The bylaws or rules allegedly violated;
 - c. The name of the party against whom the Grievance is brought (the "Respondent");
 - d. The specific relief requested.The written Grievance Statement must include all of the above elements, and must be signed by the Grievant and notarized under penalty of perjury.
 - 2. Upon verbal notice, the Grievance Committee chair must promptly notify the Respondent, the appropriate Hearing Panel, the Competitions Committee chair and the chief referee of the subject competition, or, in the case of an international competition, the International Committee chair.
 - 3. Upon receipt of the written Grievance Statement, the Grievance Committee chair must forward copies to the:
 - a. Respondent;
 - b. Hearing Panel members;
 - c. Competitions Committee chair and chief referee; or the International Committee chair; and
 - d. U.S. Figure Skating president, secretary and Administrative/Legal Group coordinator.
 - 4. A Hearing Panel may not usurp the power of a referee as authorized in rules 1210 and 1500-1505.
- B. Filing a request for an Expedited Hearing for all other matters:
 - 1. If the Grievance Committee chair determines that compliance with regular procedures would not likely produce a timely decision under the circumstances, any aggrieved U.S. Figure Skating member or member club or the chair of the Ethics Committee (the "Grievant") may initiate a grievance or disciplinary proceeding on an expedited basis pursuant to Article XXV, Section 1, of the U.S. Figure Skating bylaws by notifying the Grievance Committee chair in writing as soon as the substance of the grievance or disciplinary matter becomes known. Such notice must include:
 - a. A concise statement of fact including the alleged harm to the Grievant;
 - b. The bylaws or rules allegedly violated;
 - c. The name of the party against whom the Grievance is brought (the "Respondent");
 - d. The specific relief requested; and
 - e. The notarized signature of the Grievant under penalty of perjury.
 - 2. Upon such notice, the Grievance Committee chair must promptly appoint an Expedited Hearing Panel and must promptly notify the Respondent, the chair of any U.S. Figure Skating committee affected and the U.S. Figure Skating president, secretary and Administrative/Legal Group coordinator.

C. The Expedited Hearing:

1. The Expedited Hearing Panel will conduct the hearing on an expedited basis in any manner the Grievance Committee chair deems reasonable and necessary under the particular circumstances.
2. The Expedited Hearing Panel chair must advise all parties of the procedures to be followed.
3. The decision of the Hearing Panel may be announced verbally as soon as a decision is reached. A written decision including findings of fact, the bylaws or rules upon which the decision is based and the reason for the decision must be promptly issued no later than 10 days after the hearing. The verbal and written decision must be provided to the Grievant, Respondent, U.S. Figure Skating president, secretary, Administrative/Legal Group coordinator and the Grievance Committee chair.

GCR 6.00 Appeal from Decisions of Expedited Hearing Panels

GCR 6.01 Appeal from decisions of Expedited Hearing Panels for qualifying competitions and competitions protected under the USOPC Bylaws and the Ted Stevens Olympic and Amateur Sports Act (GCR 5.04 (A)):

- A. Appeals from the decision of an Expedited Hearing Panel may be taken directly to the Appellate Panel by verbal notice, followed within 24 hours by written notice, to the Grievance Committee chair, the U.S. Figure Skating secretary and the Administrative/Legal Group coordinator. The Appellate Panel will conduct an Expedited Appeal on such a basis as it deems reasonable and necessary under the particular facts and circumstances in order to afford the affected parties an opportunity to be heard.
- B. The Appellate Panel's decision is final, binding and not reviewable, unless the decision involves the opportunity of any eligible athlete, coach, trainer, manager, administrator or official to participate in athletic competition as protected by the USOPC Bylaws, in which event, upon demand of the affected person, the decision of the Appellate Panel may be submitted to arbitration by any party in accordance with the rules of the American Arbitration Association. Such arbitration shall be conducted at the office of the American Arbitration Association nearest to U.S. Figure Skating headquarters unless the parties otherwise agree. The party against whom the decision is rendered must bear the cost of the American Arbitration Association and any charges of the arbitrator, except as otherwise agreed by the parties.

GCR 6.02 Appeals from decision of Expedited Hearing Panels for all other matters:

- A. No appeals may be taken within U.S. Figure Skating from any decision of an Expedited Hearing Panel arising under GCR 5.04 (B). The decision of such Hearing Panels is final, binding and not appealable under the U.S. Figure Skating bylaws and rules.

GCR 7.00 Conflicts

GCR 7.01 Notwithstanding any other rules regarding action on protests, complaints or grievances at a competition or otherwise on an expedited basis, if conflicts are deemed to exist between these Grievance Committee Rules and such other rules, these Grievance Committee Rules control.

GCR 8.00 Fees, Costs and Expenses

GCR 8.01 Unless otherwise provided for by law or agreed to by the parties, each party shall bear their own fees, costs and expenses of any proceeding under the U.S. Figure Skating bylaws or rules. No party is entitled to reimbursement from another, including from U.S. Figure Skating, for fees, costs or expenses associated with any proceedings under the U.S. Figure Skating bylaws or rules. This rule does not prohibit a hearing panel from assessing fees, costs and expenses if the panel determines that an assessment is an appropriate sanction against a party to a grievance or disciplinary proceeding.

GCR 9.00 Confidentiality/Publication

GCR 9.01 Confidentiality concerning the subject matter of a Grievance and of the Grievance proceeding must be maintained by all parties and participants until the grievance process is final.

GCR 9.02 The identity of all Grievance Hearing Panelists and non-party witnesses must at all times remain confidential and must not be divulged by any party or witness unless a panelist or non-party witness expressly consents in writing to publish their name.

GCR 9.03

- A. Once a final decision is issued, U.S. Figure Skating must publish the following information in SKATING magazine and on usfigureskating.org:

1. The name of the Grievant and Respondent;
2. The nature of the Grievance and the U.S. Figure Skating bylaw or rule alleged to have been violated;
3. The outcome of the Grievance and discipline imposed, if any.

- B. When a grievance is resolved by Stipulated Resolution that includes, as a part of the Stipulated Resolution, discipline of the Respondent involving suspension or termination of Respondent's U.S. Figure Skating membership, U.S. Figure Skating must publish the following information in SKATING magazine and on usfigureskating.org:

1. The name of the Grievant and Respondent;
2. The nature of the Grievance and the U.S. Figure Skating bylaw or rule alleged to have been violated;
3. The outcome of the Grievance and discipline imposed, if any.

GCR 9.04 Notwithstanding the foregoing rules, the Grievance Hearing Panel may impose confidentiality restrictions or other limitations on the ability of the parties, witnesses or other participants in the Grievance proceeding to divulge information relative to the Grievance proceeding, if the Hearing Panel determines that circumstances warrant such restriction.

GCR 9.05 The confidentiality rules set forth herein are not intended to prevent a party to a Grievance proceeding from disclosing information relative to the Grievance proceeding if properly pursuing remedies legally available to such party in a forum in which the party in good faith believes there is proper jurisdiction.

GCR 10.00 Reciprocity with Other Organizations

- A. Duly imposed disciplinary decisions of another organization against a member of U.S. Figure Skating will be honored by U.S. Figure Skating, except on a case-by-case basis, if necessary in order to comply with any applicable law, rule or requirement to which U.S. Figure Skating is subject, including the Ted Stevens Olympic and Amateur Sports Act or the USOPC Bylaws; or unless there are extenuating circumstances or compelling reasons for U.S. Figure Skating not to follow the disciplinary action of the other organization.
- B. The disciplinary decision will be reviewed by the Administrative/Legal Group coordinator, the Grievance Committee chair and the Ethics Committee chair to determine if any of the exceptions to granting reciprocity apply.
- C. In the event the disciplinary decision is granted reciprocity, the person who is subject to the decision may appeal under the provision of Article XXV, Section 1 (C), of the U.S. Figure Skating bylaws.

Rules Committee (Group 4)

RCR 1.00 Authority

RCR 1.01 The Rules Committee is a permanent committee pursuant to Article XVI, Section 1, of the U.S. Figure Skating bylaws.

RCR 2.00 Organization

RCR 2.01 The Rules Committee shall consist of the chair, a vice chair for skating standards which pertain to ISU rules, and such other members as are appointed in accordance with Article XVIII of the U.S. Figure Skating bylaws.

RCR 3.00 Responsibility

RCR 3.01 It shall be the responsibility of the Rules Committee to review and recommend the specific language of all proposals for changes in the U.S. Figure Skating bylaws and these rules.

RCR 4.00 Procedure

RCR 4.01 Proposals for changes in the bylaws or in these official rules may be initiated by the chair of a committee specified in Article XV, Section 1, or Article XVI, Sections 1 and 4, of U.S. Figure Skating bylaws, by three members of the Board of Directors or by a permanent member club in good standing. A proposal from a member club must be signed by three of the club's officers.

- A. Proposals must be in writing and directed as follows: for an amendment to the bylaws, to the chair of the Rules Committee; for a change in these official rules, to the chair of the committee under whose jurisdiction the rule is applied.
- B. Final action will be taken by the Governing Council at its annual meeting pursuant to Article IX and/or Article XXIX of U.S. Figure Skating bylaws.

RCR 4.02 The procedure to be followed for the submission to the Rules Committee for action on the specific language of changes to the U.S. Figure Skating bylaws and official rules is set forth in RCR 4.01 through 4.06.

RCR 4.03 With respect to the bylaws, the proposed changes shall be in the hands of the Rules Committee no later than:

- A. Feb. 15 for the annual meeting of the Governing Council;
- B. Forty-five days prior to any special meeting of the Governing Council.

RCR 4.04 With respect to these rules, the proposed changes shall be in the hands of the Rules Committee no later than:

- A. March 1 for the spring meeting of the Board of Directors;
- B. Fifty days prior to the annual (fall) meeting of the Board of Directors;
- C. Thirty days prior to any special meeting of the Board of Directors.

RCR 4.05 The services of the Rules Committee shall be available to member clubs and committees of U.S. Figure Skating for the purpose of preparing the specific language of proposals for changes in the U.S. Figure Skating bylaws and official rules to be submitted for a vote to the Governing Council, Board of Directors or a committee of U.S. Figure Skating. If such proposals are for the purpose of obtaining committee approval of proposed changes to the U.S. Figure Skating bylaws and these rules, they must be in the hands of the Rules Committee for action not less than 10 days in advance of the deadlines set forth in RCR 4.03 and 4.04.

RCR 4.06 The foregoing rules shall not prevent the receipt for action by the Rules Committee of proposed changes to the U.S. Figure Skating bylaws and these rules at any time, but such changes are received without any assurance by the Rules Committee to the submitting member club or committee of action in time for any particular meeting of the Governing Council or Board of Directors unless the deadlines set forth in RCR 4.03 and 4.04 are observed by the submitting member club or committee.

RCR 4.07 Changes in the wording of the rules of the association, which in no way affect the intent of such rules, may be made by the Rules Committee for the purpose of clarification, when preparing the rules for printing.

RCR 4.08 Headquarters will post new rules and rule changes on its website.

SkateSafeSM Committee (Group 4)

SFCR 1.00 Authority

SFCR 1.01 The SkateSafeSM Committee is a permanent committee pursuant to Article XVI, Section 1, of the U.S. Figure Skating bylaws.

SFCR 2.00 Organization

SFCR 2.01 The SkateSafeSM Committee will consist of at least nine but no more than 12 members, including the chair, with representation from each section

SFCR 3.00 Responsibility

SFCR 3.01 It will be the responsibility of the SkateSafeSM Committee to support U.S. Figure Skating in its commitment to provide a safe and positive environment for its members' physical, emotional and social development and to set the clear expectation for an environment free from abuse and misconduct by:

- A. Promoting the SkateSafeSM Program for U.S. Figure Skating to all members and member clubs, and providing appropriate and ongoing education and training for SkateSafeSM officers, members and member clubs.
- B. Ensuring that all members and member clubs are aware of the obligation to timely and properly report violations of the General Rules of U.S. Figure Skating (including rules GR 1.01, GR 1.02 and GR 1.03) as stated therein and as set forth in the SkateSafeSM Handbook for U.S. Figure Skating and Article XXV, Section 2, of the U.S. Figure Skating bylaws.
- C. Ensuring that all required screening of designated individuals is done in accordance with the U.S. Figure Skating Screening and Background Check Program and Policy.
- D. Creating and publishing appropriate policies, guidelines and codes of conduct in support of the SkateSafeSM Program.
- E. Referring appropriate matters to the chair of the Ethics Committee and/or the chair of the Grievance Committee in the event of an alleged violation of rules GR 1.01, GR 1.02 and/or GR 1.03.

Group 5: International

International Committee (Group 5)

ICR 1.00 Authority

ICR 1.01 The International Committee is a permanent committee pursuant to Article XVI, Section 1, of the U.S. Figure Skating bylaws.

ICR 2.00 Organization

ICR 2.01 The International Committee (IC) will consist of six subcommittees:

- A. International Coaches;
- B. International Committee Management;
- C. International Ice Dance;
- D. International Pairs;
- E. International Singles; and
- F. International Synchronized.

¹⁴**ICR 2.02** The International Committee Management Subcommittee (ICMS) will consist of:

- A. The chair of the IC;
- B. The immediate past chair of the IC;
 1. In the event the IC immediate past chair is unavailable to serve or fills one of the other positions on the ICMS, the ICMS will fill that vacancy with another member of the IC.
- C. The USOPC Athletes Advisory Council representative;
 1. In the event the USOPC Athletes Advisory Council representative is unavailable to serve, the ~~chair of the Athletes Advisory Committee~~ alternate USOPC Athletes Advisory Council representative will fill the vacancy.
- D. The ISU representative/International Group coordinator; ~~and~~
- E. The national vice chair of the International Coaches Subcommittee; ~~and~~
- F. ~~The chair of the Athletes Advisory Committee~~

¹⁵**ICR 2.03** Each subcommittee representing a discipline (ice dance, pairs, singles and synchronized skating) will have the following members:

- A. The chair of the IC;
- B. The immediate past chair of the IC;
- C. One discipline-specific national vice chair;
- D. ~~Two~~ Three discipline-specific athlete representatives, at least one of whom has competed in an ISU Championship and one of whom is a member of the Board of Directors representing that discipline.
 1. Athlete representatives, not also on the Board of Directors, must not compete in any qualifying or international competitions in the season in which they serve on the IC and must not have competed in any qualifying or international competitions in the season immediately prior to serving on the IC.
- E. One discipline-specific ISU official;
- F. Two discipline-specific representatives; and
- G. The ISU representative, who will serve as a non-voting, ex-officio member.

¹⁴ Amendments to this rule are effective for the purposes of composing the committee for the 2022-23 season.

¹⁵ Amendments to this rule are effective for the purposes of composing the committee for the 2022-23 season.

ICR 2.04 The International Coaches Subcommittee will consist of a vice chair, in addition to one to three coaches per discipline (ice dance, pairs, singles, synchronized skating) who have had past or current experience coaching at an international competition, and athlete members as necessary to meet the requirements for athlete representation.

ICR 3.00 Responsibility

ICR 3.01 International Committee

- A. The responsibility of the International Committee (IC), in partnership with the Athlete High Performance Department, is to select the U.S. Figure Skating Team and U.S. Synchronized Skating Team. The goals of the International Committee are:
 - 1. To select athletes and teams that win the maximum number of medals at ISU competitions in the current season.
 - 2. For Team USA to earn the maximum number of berths at ISU championship events.
 - 3. To identify the best qualified future prospects for achieving podium results at World Championships and Olympic Winter Games and support them by strategically providing international experience.
- B. To accomplish these goals, the IC exercises responsibilities described below, with other responsibilities delegated to the International Committee Management Subcommittee (ICMS), as described in ICR 3.02.
- C. The responsibilities of the IC, except for the International Coaches Subcommittee, are:
 - 1. To approve criteria proposed and used to select international competitions in singles, pairs, ice dance and synchronized skating.
 - 2. To approve criteria proposed and used to select and enter member athletes in all international competitions, ISU championships, and the Olympic Winter Games.
 - 3. To select (i) athletes and teams to compete in all international competitions and ISU championships and (ii) athletes for nomination to the United States Olympic and Paralympic Committee (USOPC) for entry to compete in the Olympic Winter Games.
 - a. In person meetings and/or conference calls will be conducted for each discipline to determine the selections.
 - b. The IC chair and/or the appropriate discipline-specific vice chair will be responsible for outlining and providing to the respective subcommittees an explanation of the slate of athletes/teams selected for nomination for each discipline and competition, if needed.
 - 4. Any related or other responsibilities identified in ICR 3.03-3.06.

Note: Actions of the IC are taken by action of each subcommittee. A two-thirds majority of the members of a subcommittee will constitute a quorum in order for a subcommittee to take action. Action by a subcommittee will be determined by a two-thirds majority approval of the members actually voting. In cases of an emergency (decisions with less than 24-hour notice) where immediate action is required, a simple majority of a Subcommittee will constitute a quorum to take action, and action will be determined by a simple majority approval of the members actually voting.

ICR 3.02 International Committee Management Subcommittee

The responsibilities of the International Committee Management Subcommittee (ICMS) are:

- A. To provide final approval on selection procedures, competition readiness requirements and which international competitions will be attended by the U.S. Figure Skating Team and U.S. Synchronized Skating Team (sometimes referred to as Team USA).
- B. To provide final approval on the International Selection Pool (ISP) requirements for the international discipline subcommittees.
- C. To provide final approval for the disbursement of the funds from the U.S. Figure Skating Athlete Support Program (ASUPP).
- D. To recommend international competitions, based on the approved criteria determined by the discipline subcommittees in ICR 3.01 (C).
- E. Any related or other responsibilities identified in ICR 3.03-3.06.
- F. To annually set goals for international athlete development and medals, and report on progress against those goals to the Board of Directors.

Note: A four-fifths majority of the members of the ICMS will constitute a quorum in order for the ICMS to take action. Action by the ICMS will be determined by a two-thirds majority approval of the members actually voting.

ICR 3.03 International Coaches Subcommittee

The responsibilities of the International Coaches Subcommittee (ICS) are:

- A. To provide input to the International Committee to develop strategies for success in international competitions.
- B. To serve as a resource for each of the discipline subcommittees, in carrying out their duties as defined by ICR 3.01 (C).
 - 1. This may include members voting on specific matters relating to duties defined by ICR 3.01 (C).
 - 2. In the case where an official vote is required, and there is more than one coach member in that discipline, the vice chair of the International Coaches Subcommittee will select the member to represent the International Coaches Subcommittee.
- C. Recognize coaching accomplishments in partnership with the PSA through annual awards and other methods, with regards to coaches at the senior and international levels.

ICR 3.04 Selection of Competitions

The IC will select annually the international competitions for singles, pairs, ice dance and synchronized skating, in which U.S. Figure Skating will participate. Such competitions will be announced either through SKATING magazine or on usfigureskating.org.

- A. During the course of the international competition season, the ICMS may add international competitions not previously selected, subject to the availability of financing.
- B. The ICMS may withdraw the U.S. Team from a previously selected international competition for reasonable cause at any time during the course of the international competition season.

ICR 3.05 United States Figure Skating Team and Synchronized Skating Team

The U.S. Figure Skating Team and Synchronized Skating Team, respectively, consists of the singles, pairs and ice dance athletes, and synchronized skating athletes, team leaders, coaches, medical staff and judges selected by Figure Skating to participate in all international competitions, ISU championships and the Olympic Winter Games for the international competition season of July 1-June 30.

ICR 3.06 Team Envelope and International Selection Pool

- A. The Team Envelope, which is a funding model, consists of athletes for each of the singles, pairs and ice dance disciplines who are identified as having competitive potential to win medals in international, World and Olympic competition. The IC will approve the criteria annually to name athletes to the team envelope. The criteria to be used will be published before each international competition season. The ICMS will name the athletes to the team envelope for the appropriate discipline based on the criteria approved by the IC. Athletes must be re-nominated to the team envelope annually.
- B. The Synchronized Skating Team Envelope consists of teams identified as having demonstrated competitive potential to win medals in international and world competition during the prior season. Teams must be re-nominated to the team envelope annually. The IC, and the IC Synchronized Skating Discipline Subcommittee will approve the criteria to name teams to the team envelope and must publish the criteria before the international competition season.
- C. The International Selection Pool (ISP) consists of athletes for each of the singles, pairs, ice dance and synchronized skating disciplines who are identified by each discipline subcommittee of the IC as being considered for international assignment.

ICR 3.07 Selection of Athletes and Teams

For each international competition season, the ICMS will present the selection procedures for the ISU Championships to the U.S. Figure Skating Board of Directors for approval. In addition, and at the appropriate time, the ICMS will also present the selection procedures for the Olympic Winter Games to the U.S. Figure Skating Board of Directors for approval. Selection procedures for the Olympic Winter Games will be prepared per the requirements of the USOPC. The complete approved selection procedures will be posted on the Members Only site. Each discipline subcommittee of the IC will select the athletes and teams for the appropriate discipline to all international competitions and ISU Championships, and will nominate the athletes to the Olympic Winter Games based on the approved selection procedures.

- A. To compete internationally on behalf of U.S. Figure Skating, a skater must be a member in good standing of U.S. Figure Skating and must meet the current requirements of the ISU and/or International Olympic Committee for participation in international competitions.
- B. The number of athletes selected will not exceed the number of entries permitted by ISU regulations, but may be fewer.
- C. Compliance Rules: Permission to compete in any competition selected per ICR 3.03 is a privilege predicated upon the athlete signing the appropriate U.S. Figure Skating, United States Olympic and Paralympic Committee, and/or ISU contracts or agreements and thereby agreeing to abide by the official rules of U.S. Figure Skating and the USOPC, if appropriate, and any other such rules, regulations, obligations and codes of conduct contained in the contracts or agreements.
 - 1. Selection to compete in all international competitions, ISU Championships and the Olympic Winter Games will not be official, and athletes may not participate, until each has executed the documentation, contracts and agreements required by U.S. Figure Skating and, if applicable, the USOPC.

ICR 3.08 Arrangements and Logistics

All arrangements and logistics (travel, housing, team apparel, etc.) for each competition for the U.S. Figure Skating Team and U.S. Synchronized Skating Team will be made by the designated headquarters staff liaison, in cooperation with the IC chair, or appropriate discipline committee vice chair.

ISU Representative (Group 5)

ISUR 1.00 Authority

ISUR 1.01 The ISU representative is a member appointed by the president. The president may not serve as the ISU representative while concurrently serving as the president of U.S. Figure Skating.

- A. The ISU representative will serve as the coordinator of the committees under Group 5 / the International Group as specified in Article XVI, Section 2.
- B. The ISU representative will act as a member of the U.S. Figure Skating delegation to the ISU Congress and will attend meetings of the Grand Prix Organizers and any other international meetings or functions and events as determined appropriate by the president.
- C. The ISU representative must be a current or former ISU official or ISU office holder with knowledge of the ISU Constitution, General and Special Regulations and Technical Rules, and expertise in international relations as they relate to U.S. Figure Skating, the ISU and its member federations.

¹⁶International Officials Committee (Group 5)

IOCR 1.00 Authority

IOCR 1.01 The International Officials Committee is a permanent committee pursuant to Article XVI, Section 1, of the U.S. Figure Skating bylaws.

IOCR 2.00 Organization

IOCR 2.01 The International Officials Committee will consist of a chair, and the following subcommittees:

- A. International Officials Management; ~~and~~
- B. International Officials Selections; ~~and~~
- C. International Team Leaders.

IOCR 2.02 The International Officials Management Subcommittee will consist of:

- A. The International Officials Committee chair,
- B. A national vice chair to lead the subcommittee,
- C. The ISU representative,
- D. The national vice chair of the International Officials Selections Subcommittee,
- E. Two members representing the Domestic Officials Recruitment and Management Committee, one for judges/referees and one for technical panel;
- F. Four ISU officials, one each representing singles, pairs, ice dance and synchronized skating; ~~and~~
- G. ~~Three~~ Five athlete members, one each representing ladies, men, pairs, ice dance and synchronized skating; ~~and~~
- H. The immediate past chair of the International Officials Committee will be a ex-officio non-voting member.

IOCR 2.03 The International Officials Selections Subcommittee will consist of:

- A. The International Officials Committee chair,
- B. A national vice chair to lead the subcommittee,
- C. The ISU representative,
- D. The national vice chair of the International Officials Management Subcommittee, ~~and~~
- E. ~~a vice chair for team leaders, a vice chair for judges;~~ The national vice chair of the International Team Leaders Subcommittee,
- F. The chair of the International Committee,
- G. Four ISU officials, one each representing singles, pairs, ice dance and synchronized skating,
- H. ~~Four~~ Five athletes, one each representing singles ladies, men, pairs, ice dance and synchronized skating; ~~and~~
- I. The immediate past chair of the International Officials Committee will be a ex-officio non-voting member.

IOCR 2.04 The International Team Leaders Subcommittee will consist of:

- A. The International Officials Committee chair,
- B. A national vice chair to lead the subcommittee,
- C. The ISU representative,
- D. The national vice chair of the International Officials Selections Subcommittee,
- E. The national vice chair of the International Coaches Subcommittee,
- F. Three members who are current team leaders, one representing the disciplines of singles and pairs, one representing ice dance, and the other representing synchronized skating,
- G. A member representing the SkateSafeSM Committee,
- H. A member representing the Sports Sciences and Medicine Committee,
- I. Five athlete members, one each representing the ladies, men, pairs, ice dance and synchronized skating disciplines, and
- J. The immediate past chair of the International Officials Committee will be a ex-officio non-voting member.

IOCR 3.00 Responsibility

IOCR 3.01 The International Officials Committee chair will:

- A. Serve as a voting member on both the International Officials Management Subcommittee, ~~and~~ the International Officials Selections Subcommittee, and the International Team Leaders Subcommittee.
- B. Oversee the officials' timeline within the international calendar, in collaboration with the International Committee and High Performance Department.
- C. In collaboration with the International Committee and High Performance Department, contribute annually to creating an international strategy with regards to officials.
- D. Establish a pool of international judges to be used as monitors, including selections criteria, education and procedures.
- E. Manage evaluations of judges who are monitoring athletes.
- F. Manage constructive reports submitted to the High Performance Department on athlete performance.

¹⁶ Amendments to the International Officials Committee rules are effective for the purposes of composing the committee for the 2022-23 season.

IOCR 3.02 The International Officials Management Subcommittee will oversee all aspects of managing U.S. Figure Skating's international officials pool, with regards to training, promotion, demotion and removals.

- A. Develop, maintain and periodically review a long-range plan to determine the optimal number of international officials necessary to achieve strategic goals developed in IOC 3.01 (B).
- B. Develop and maintain procedures and policies for how officials will be selected for nomination to the Board of Directors to test for an international appointment.
- C. Nominate officials to the Board of Directors for international judge, referee and technical panel appointments as appropriate;
- D. Nominate officials to the Board of Directors to take the examination for ISU judge, referee and technical panel promotions as appropriate;
- E. Collaborate with the International Officials Selections Subcommittee and the Domestic Selections Committee to ensure officials' activity meets advancement goals and ISU requirements to maintain appointments;
- F. Review annually the performance of all U.S. Figure Skating international officials, address concerns as needed and present recommendations to the Board of Directors for removal of officials, if necessary.
- G. Oversee training and compliance of international officials with regards to seminars, education, etc.
- H. Recommend former international officials who have resigned or retired for honorary designation.

IOCR 3.03 The International Officials Selections Subcommittee will:

- A. Select judges and team leaders for all international competitions and ISU Championships as requested by the International Committee in accordance with regulations of the ISU and bylaws of U.S. Figure Skating.
- B. Select judges for the Olympic Winter Games in accordance with the regulations of the ISU, the United States Olympic and Paralympic Committee (USOPC), and the bylaws and rules of U.S. Figure Skating.
- C. Select team managers for nomination to the Board of Directors and the USOPC for entry into the Olympic Winter Games.
- ~~D. Create procedures and criteria for the identification of and identify new team leaders as needed.~~
- D. Collaborate with the Domestic Selections Committee to facilitate scheduling assignments for judges and team leaders.
- E. Coordinate annually with the International Officials Management and International Team Leaders Subcommittees to update and maintain a current pool of officials and team leaders.

IOCR 3.04 The International Team Leaders Subcommittee will:

- A. Establish and oversee procedures for the recruitment, vetting and management of a selection pool of team leaders.
- B. Collaborate with the appropriate staff to oversee a training program for potential and current team leaders.
- C. Review annually the performance of all team leaders, address concerns as needed, and manage removal process, if necessary.
- D. Collaborate with the International Officials Selections Subcommittee regarding team leader assignments.
- E. Collaborate with the appropriate staff to develop and maintain administrative procedures for finance, travel, SkateSafeSM, medical and any other protocols in the Team Leader Handbook.

Part Two

Rules of Sport

Rules That Apply to All Competitions

1000 Competition Season

The competition season begins on July 1 of each year. Technical requirements for all levels take effect on that date.

- A. Competitions held after the U.S. Championships (and through June 30) may specify either the just concluding or the new (upcoming commencing July 1) requirements.
- B. Changes to requirements occurring after the Governing Council will be posted on the website in Technical Notifications.
- C. The National Qualifying Series will begin on or around June 1, as published in the current year National Qualifying Series Local Organizing Committee Handbook, and will use new requirements.

1010 Geographic Divisions

1011 The United States is divided into three sections which will be known as the Eastern, Midwestern and Pacific Coast, as defined in Article IV, Section 2, of U.S. Figure Skating bylaws.

1012 The Eastern Section is divided into three regional areas listed below for the purpose of these championships known as New England, North Atlantic and South Atlantic. These championships will be qualifying for the Eastern Championships.

- A. New England Region: Connecticut, Maine, Massachusetts, New Hampshire, Rhode Island and Vermont;
- B. North Atlantic Region: New Jersey, New York and Erie, Pennsylvania;
- C. South Atlantic Region: Delaware, District of Columbia, Florida, Georgia, Maryland, North Carolina, Pennsylvania (excluding Erie), South Carolina, Virginia, West Virginia and Chattanooga, Tennessee.

1013 The Midwestern Section is divided into three regional areas listed below for the purpose of these championships known as Eastern Great Lakes, Southwestern and Upper Great Lakes. These championships will be qualifying for the Midwestern Championships.

- A. Eastern Great Lakes Region: Alabama, Indiana, Kentucky, Lower Peninsula of Michigan, Mississippi, Ohio and Tennessee (excluding Chattanooga);
- B. Southwestern Region: Arkansas, Colorado, Kansas (including Greater Kansas City area and St. Joseph, Missouri), Louisiana, Nebraska, New Mexico, Oklahoma and Texas, except that for synchronized skating only, Colorado teams are excluded;
- C. Upper Great Lakes Region: Illinois, Iowa, Upper Peninsula of Michigan, Minnesota, Missouri (excluding Greater Kansas City area and St. Joseph), North Dakota, South Dakota and Wisconsin.

1014 The Pacific Coast Section is divided into three regional areas listed below for the purpose of these championships known as Central Pacific, Northwest Pacific and Southwest Pacific. These championships will be qualifying for the Pacific Coast Championships.

- A. Central Pacific Region: California (from and including Visalia and all cities north thereof), Hawaii, Nevada, Utah and, for synchronized skating only, Colorado teams;
- B. Northwest Pacific Region: Alaska, Idaho, Montana, Oregon, Washington and Wyoming;
- C. Southwest Pacific Region: Arizona and California (including all cities south of Visalia).

1020 Classification of Competitions

1021 Figure skating competitions are classified as follows:

- A. Those set forth in the regulations of the ISU;
- B. Those sanctioned and/or conducted in accordance with U.S. Figure Skating rules:
 - 1. Qualifying competitions as defined in rule 1022;
 - 2. Sanctioned nonqualifying competitions;
 - 3. Club competitions (which do not require a sanction);
 - 4. Certain Compete USA competitions;
 - 5. State Games;
 - 6. Intercollegiate competitions;
 - 7. Special competitions.

1022 The following events for which entries are controlled by U.S. Figure Skating are defined as qualifying competitions:

- A. Standard-Track Qualifying Competitions
 - 1. National Qualifying Series (NQS)
 - 2. Regional Singles Challenge
 - 3. Sectional Ice Dance Challenge
 - 4. Sectional Pairs Challenge
 - 5. Sectional Singles Final
 - 6. U.S. Ice Dance Final
 - 7. U.S. Pairs Final
 - 8. U.S. Figure Skating Championships

- B. U.S. Collegiate Figure Skating Championships
- C. Synchronized Skating Qualifying Competitions
 - 1. Synchronized Sectional Skating Championships
 - 2. U.S. Synchronized Skating Championships
- D. Adult-Track Qualifying Competitions
 - 1. Adult Sectional Figure Skating Championships
 - 2. U.S. Adult Figure Skating Championships

1030 Competition Records at U.S. Figure Skating Headquarters

1031 U.S. Figure Skating headquarters will:

- A. Maintain a log including the following items:
 - 1. Name, location and dates of the competition;
 - 2. Organizers (hosts) and name of principal contact;
 - 3. Sanction issue date;
- B. Maintain a hard copy or electronic file of referee reports including an announcement, results and judges' assignment/schedule for one year.

1032 U.S. Figure Skating headquarters will keep permanent files of the officials' scores for all qualifying competitions.

1040 Authorized Systems of Judging

- A. The International Judging System (IJS)
- B. The 6.0 majority system

1041 The International Judging System (IJS) and 6.0 majority system will be used as follows:

- A. The IJS will be used:
 - 1. At all standard-track qualifying competitions (see rule 1022 (A)) and the U.S. Collegiate Championships for all levels and disciplines;
 - 2. At all adult sectional championships for all championship singles events;
 - a. The mini system is not required.
 - 3. At the U.S. Adult Figure Skating Championships for all championship events and the following nonqualifying events: the masters, adult gold, adult silver and centennial levels of singles and pairs, the masters, adult gold and adult pre-gold levels of partnered ice dance (including masters open dance), and all levels of dramatic performance and lyrical pop/character/comedy events (see rule 6700).
 - 4. At all synchronized sectional championships and the U.S. Synchronized Skating Championships for the senior, junior, novice, intermediate, juvenile, collegiate, adult and masters events.
 - 5. At all synchronized sectional championships for the open juvenile, pre juvenile, and preliminary events.
- B. The 6.0 system will be used:
 - 1. At all adult sectional championships for the championship masters pairs and championship adult dance events;
 - 2. At the U.S. Adult Figure Skating Championships for the adult bronze and below nonqualifying singles and pairs events, for the centennial, adult silver and below partnered ice dance events, and for all solo dance events;
 - 3. At all synchronized sectional championships for open masters, open adult and open collegiate events.
- C. Nonqualifying competitions may use the IJS, the 6.0 system or a combination of both.
 - 1. The IJS must be used for all singles short program and well-balanced free skate events for juvenile and above except as follows:
 - a. The 6.0 system may be used for all levels of high school, intercollegiate and State Games competitions.
 - b. The 6.0 system may be used for all adult well-balanced free skate events.
 - c. The 6.0 system may be used for all open well-balanced free skate events.
 - 2. The 6.0 system may be used for all pre-juvenile and lower free skate events, Excel Program, showcase, Compete USA, Theatre On Ice, Special Olympics, adaptive skating, solo dance, partnered dance and specialty events (spins, compulsory moves, jumps, etc.).
 - 3. The IJS system must be used for all synchronized short program and well-balanced free skate events for preliminary and above, except as follows:
 - a. The 6.0 system may be used for open adult, open masters, and open collegiate well-balanced free skate events.
 - b. The 6.0 system may be used for preliminary well-balanced free skate events at Compete USA sanctioned competitions.
 - c. The 6.0 system may be used for all well-balanced free skate events at State Games competitions.
 - 4. The IJS, as modified and delineated in the Theatre On Ice Guidelines, will be used at the National Theatre On Ice competition.
 - 5. The IJS, as modified and delineated in the Showcase Guidelines, will be used at the National Showcase competition.
 - 6. At the nonqualifying competitions held in conjunction with all adult sectional championships:
 - a. The IJS will be used for the masters, adult gold and adult silver levels of nonqualifying singles events, and all levels of dramatic performance and lyrical pop/character/comedy events (see rule 6700);
 - b. The 6.0 system may be used for the adult bronze and below singles events, and for all pairs and ice dance.

1050 Calculation of Results – 6.0 and IJS

1060 Calculation of Results – 6.0 System

1061 The chief accountant is responsible for the accuracy of the computations including the placement of the competitors, subject to verification by the referee. Computer placements utilizing a currently approved software program (rule 1232) are regarded and used as the official result.

1062 The following results will be calculated during the course of an event, as appropriate:

- A. All individual segments of the event;
- B. Intermediate results after the second and each succeeding segment of a multi-segment event;
- C. Final results of the event determined from the sum of the factored places of each segment of the event. This calculation will be performed in accordance with rules 1063 through 1066 as appropriate.

1063 Determination of Total Marks (TM) in Each Segment of a Competition – 6.0 System

- A. Free skate events (singles, pairs and synchronized skating):
 - 1. The short program marks for technical elements and program components are added. The sum is the total marks (TM) for the short program.
 - 2. The free skate marks for technical elements and program components are added. The sum is the total marks (TM) for the free skate.
- B. Ice dance events:
 - 1. In the initial round or final round, marks for technical score and program components are awarded to each pattern dance. The sum of the two marks is the total mark (TM) for that pattern dance.
 - 2. The rhythm dance marks for technical score and program components are added. The sum is the total marks (TM) for the rhythm dance.
 - 3. The free dance marks for technical score and program components are added. The sum is the total marks (TM) for the free dance.

1064 Determination of Ordinal Numbers in Each Segment of a Competition – 6.0 System

In all segments of an event, ordinal numbers for each judge for each competitor, couple or synchronized team will be determined based on the total marks; the competitor(s) receiving the highest total marks receives ordinal 1; the next highest ordinal 2, etc. If a judge has given two or more competitors equal total marks, the tie is broken as follows:

- A. Pattern dances: The couple with the highest mark for technical score receives the lowest ordinal number. If the marks for technical score are also equal, the couples are tied.
- B. Short program: The competitor with the highest mark for technical elements receives the lowest ordinal number. If the marks for technical elements are the same, they are tied.
- C. Rhythm dance: The couple with the highest mark for technical score receives the lowest ordinal number. If the marks for technical score are the same, they are tied.
- D. Free skate (singles, pairs and synchronized skating) or free dance: The competitor with the highest mark for program components receives the lowest ordinal number. If the marks for program components are the same, they are tied.
- E. If two (2) or more competitors are tied by one judge in a segment of an event, each competitor receives the ordinal number for the tied place. The next higher ordinal or ordinals are not assigned, based on the number of competitors tied for the same ordinal number. For example, if two competitors are tied for ordinal 1, then ordinal 2 is not assigned; if three competitors are tied for ordinal 1, then ordinals 2 and 3 are not assigned, etc.

1065 Determination of Results in Each Segment of a Competition – 6.0 System

The ordinal numbers determined for each judge are considered placements for the competitor.

- A. (M) Majority: The competitor(s) placed first by the absolute majority (M) of judges is first; the competitor(s) placed second or better by an absolute majority of judges is second and so on. In determining a majority for second place, ordinal numbers 1 and 2 are considered as 2; in determining a majority for third place, ordinal numbers 1, 2, and 3 are considered as 3; and similarly for the remaining places.
- B. If two or more competitors are tied for the same place, the ties will be broken by the application of the following rules in the following order:
 - 1. (GM) Greater majority: If two or more competitors have obtained a majority of judges for the same place, the place in question will be awarded to the competitor with the greater majority (GM) of judges making the placement.
 - 2. (TOM) Total ordinals of majority: If two or more competitors have received majorities for the same place from the same number of judges, the place in question will be awarded to the competitor with the lowest total ordinals from those judges forming the majority.
 - 3. (TO) Total ordinals: If two or more competitors receive the same TOM, the place in question will be awarded to the competitor with the lowest total ordinals (TO) from all judges.
 - 4. (TIED) Tied: If two or more competitors receive the same TO from all the judges, the competitors are TIED.
- C. (BT) Broken tie: If two or more competitors are temporarily tied with majorities for the same place, the place must be awarded to one of the competitors on the basis of rule 1065 (B). After awarding this place, the remaining temporarily tied skaters must be awarded the next following place(s) on the basis of rule 1065 (B) without considering any additional competitors.
- D. (LM) Lowest majority: In awarding the subsequent places thereafter, the competitor with a majority for the lowest numbered place will be given first consideration.

- E. (SM) Subsequent majority: If there is no absolute majority for any given place, the place in question will be awarded to the competitor with the majority for the nearest following place. If the sums are equal, then rule 1065 (B) must again be applied.

1066 Determination of the Intermediate and Final Results for Multi-Segment Events – 6.0 System

- A. Intermediate placements, when computed, are the placements for the segments of the event that have been completed thus far. For intermediate results, the results determined in accordance with rules 1063-1065 for the segments included in the intermediate results will be multiplied by the appropriate factors and added together to give the intermediate factored placements.
- B. For the final results, the results determined for each segment of the event in accordance with rule 1063-1065 will be multiplied by appropriate factors and added together to give the total final factored placements for the event.
- C. The best placement is assigned to the competitor having the lowest factored placement determined above and the next place to the competitor with the next lowest factored placement, etc.
- D. The factors and the conditions for breaking ties in the total factored placements are available on the Members Only site under the “Accounting Central” link.
- E. When two competitors are tied, the next place is not awarded; when three competitors are tied, the next two places are not awarded.
- F. No final placements will be recorded for competitors or teams who do not complete an event, and the only placement recorded for such competitors will be that earned for the last segment of the event in which they competed and for which placements were determined.
- G. Results from qualifying rounds will not be factored and will not be used to determine final placements.

1070 Calculation of Results – IJS

1071 IJS Basic Principles of Calculation – All Skating Disciplines

Computer placements utilizing the currently approved software program (rule 1232) are regarded and used as the official result. Subparagraphs 1071 (A) and (B) attempt to explain how this software calculates results. U.S. Figure Skating reserves the right to incorporate revisions or clarifications made by the ISU at any time after the revision or clarification is issued.

- A. Total element score for each segment (pattern dance, short program, rhythm dance, free skate, free dance)
1. *Scale of Values*: Every section of a pattern dance and every element (i.e. required element of a short program, rhythm dance, free skate and free dance) has a certain base value indicated in the scale of values.
 - a. For single skating, pair skating, ice dance and synchronized skating competitions conducted by U.S. Figure Skating using the IJS, U.S. Figure Skating will use the current ISU scale of values for the event discipline.
 - b. U.S. Figure Skating may supplement the ISU scale of values to include elements that are currently not included in them or may develop a separate scale of values for lower-level events and beginning skaters.
 - c. The current ISU scale of values for each discipline, and any additional scale of values created by U.S. Figure Skating will be posted on the Members Only site.
 - d. *Non-listed Elements*. Elements not in the ISU scale of values and not required by U.S. Figure Skating rules are considered to be non-listed elements for all events judged using the IJS per rule 1041 (A) and do not have point values if performed. Non-listed elements that are not otherwise illegal, must be evaluated as transitions/linking movements by the judges.
 2. Each judge identifies, for each sequence/section element, one or two grades of execution. Each grade has its own positive or negative numerical value, also indicated in the scale of values.
 3. The panel's grade of execution is determined by calculating the trimmed mean of the numerical values of the grades of the execution awarded by each of the judges.
 4. When there are five or more judges, the trimmed mean is calculated by dropping the highest and lowest marks from the panel and calculating the average of the remaining marks. When there are four or fewer judges, a simple mean will be used as provided for in rule 1235 (C)(1).
 5. This average will become the final grade of execution of an individual section/element. The panel's grade of execution is rounded to two decimal places.
 6. The panel's score for each section/element is determined by adding the trimmed mean (or simple mean) grade of execution of each section/element to its base value.
 7. The panel's scores for all sections/elements are added together to determine the skater's/team's total technical score for the segment (TES).
 8. **In singles and pairs:**
 - a. *Jump combinations* are evaluated as one unit by adding the base values of the jumps included and applying the grade of execution with the numerical value of the most difficult jump.
 - b. *Jump sequences* are evaluated as one unit by adding the base values of the two jumps, multiplying the result by 0.8 and, after that, applying the grade of execution with the numerical value of the most difficult jump.
 - c. *Any additional element(s)* exceeding the prescribed numbers will not be counted in the result of a participant. Only the first attempt (or allowed number of attempts) of an element will be taken into account.
 - d. *Special Factor*:
 - i. In the junior and senior singles short program and the juvenile, intermediate, novice, junior, senior, adult silver and higher singles free skate events, the base values (but not the grades of execution) of all jump elements started in the second half of the program will be multiplied by a special factor of 1.1 in order to give credit for even

- distribution of difficulties in the program. However, only the last one jump element executed in the second half of the junior and senior singles short program, and the last three jump elements executed in the second half of the juvenile, intermediate, novice, junior, senior, adult silver and higher singles free skate events count for this factor.
- ii. Each factored base value will be rounded to two decimal places.
 - iii. For programs with a maximum time but no minimum time (including adult silver and higher singles free skate events), the second half begins in the middle of the maximum time allowed. For all other programs, the second half begins in the middle of the required time without taking into account the plus or minus 10 seconds allowance. However, in the cases of an interruption up to three minutes (rule 1403), the factor 1.1 will be used only for jump elements which were started in the second half of the program but prior to the interruption.
9. **In ice dance:**
- a. Combination lifts are evaluated as one unit by adding the base values of the first two executed types of short lifts and then applying the GOE. The GOE of the combination lift is equal to the sum of the numerical values of the corresponding GOE of these first two executed types of short lifts.
 - b. Step sequences are evaluated as one unit by adding the base values of the step sequences of the lady and the man and then applying the GOE. The GOE is equal to the sum of the numerical values of the corresponding GOEs of the step sequences.
 - c. Turn sequences are evaluated as one unit by adding the base values of the types of turns executed by the lady and types of turns executed by the man and then applying the GOE. The GOE is equal to the sum of the numerical values of the corresponding GOEs of these executed types of turns.
10. **In synchronized skating:**
- a. In the short program and free skate, each element (block, circle, intersection, wheel, etc.) will be evaluated and given a grade of execution separately.
 - b. Any additional element(s) exceeding the prescribed numbers will not be counted in the result of a team. Only the first attempt (or allowed number of attempts) of an element will be taken into account.
- B. Total program component score for each segment
1. There are a maximum of five program components (four in the marking of a pattern dance).
 2. Each program component receives a mark from the judge on a scale of 0.25 to 10.00, in increments of 0.25.
 3. The panel's points for each program component are obtained by calculating the trimmed or simple mean of the judges' scores for that program component. When there are five or more judges, the trimmed mean is calculated by dropping the highest and lowest marks from the panel and calculating the average of the remaining marks. When there are four or fewer judges, a simple mean will be used as provided for in rule 1235 (C)(1).
 4. The panel's trimmed mean (or simple mean) score for each program component is rounded to two decimal places and then multiplied by the individual program component factor. The factored results are rounded to two decimal places and then multiplied by the general component factor. The factored results are rounded to two decimal places and added. The sum is the skater's/team's total program component score for the segment (PCS).
 - a. The current program component and general component factors are included in the IJS Parameter Factor Charts posted on the Members Only site, under the "Accounting Central" link.
- C. Deductions are applied for each violation.
1. In singles and pairs, deductions are applied for each violation as follows:
 - a. Program time violations:
 - i. -0.5 for every five seconds lacking or in excess for no test, pre-preliminary, preliminary, pre-juvenile, juvenile, intermediate and all adult singles and pairs events.
 - ii. -1.0 for every five seconds lacking or in excess for novice, junior and senior singles and pairs events.
 - b. Illegal element violation: -2.0 per violation
 - c. Costume and prop violation: -1.0 per program
 - d. Part of the costume/decoration falls on the ice: -1.0 per program
 - e. Falls in pairs (see rule 1400 for the definition of a fall):
 - i. -0.5 for every fall by one partner, and -1.0 for every fall by both partners in juvenile, intermediate, novice and all adult pairs events.
 - ii. -1.0 for every fall by one partner, and -2.0 for every fall by both partners in junior and senior pairs events.
 - f. Falls in singles (see rule 1400 for the definition of a fall):
 - i. -0.25 for every fall in no test, pre-preliminary and adult pre-bronze singles events
 - ii. -0.5 for every fall in preliminary, pre-juvenile, juvenile, intermediate, novice and adult bronze and higher singles events.
 - iii. -1.0 for every fall in junior singles events.
 - iv. In senior singles events: -1.0 each for the first and second falls, -2.0 each for the third and fourth falls, -3.0 each for the fifth and any further falls.

- g. For every interruption in performing the program:
 - i. For 11-20 seconds interruption: -1.0 for junior and senior, -0.5 for juvenile, intermediate, novice and adult bronze and higher; -0.25 for no test through pre-juvenile and adult pre-bronze;
 - ii. For 21-30 seconds interruption: -2.0 for junior and senior, -1.0 for juvenile, intermediate, novice and adult bronze and higher; -0.5 for no test through pre-juvenile and adult pre-bronze;
 - iii. For 31-40 seconds interruption: -3.0 for junior and senior, -1.5 for juvenile, intermediate, novice and adult bronze and higher; -0.75 for no test through pre-juvenile and adult pre-bronze;
 - iv. After 40 seconds, if the skater/couple has not reported to the event referee, the competitor(s) is (are) considered withdrawn.
 - v. For interruption of the program with allowance of up to three minutes to resume from the point of interruption: -3.0 for junior and senior, -1.5 for juvenile, intermediate, novice and adult bronze and higher; -0.75 for no test through pre-juvenile and adult pre-bronze.
 - 2. In ice dance, deductions are applied for each violation as follows:
 - a. Program time violations:
 - i. -1.0 for every five seconds lacking or in excess for junior and senior ice dance events.
 - ii. -0.5 for every five seconds lacking or in excess for juvenile, intermediate, novice and adult ice dance events.
 - b. Illegal element/movement violation:
 - i. -2.0 per violation for junior and senior ice dance events.
 - ii. -1.0 per violation for juvenile, intermediate, novice and adult ice dance events.
 - c. Costume and prop violation:
 - i. -1.0 per program for junior and senior ice dance events.
 - ii. -0.5 per program for juvenile, intermediate, novice and adult ice dance events.
 - d. Part of the costume/decoration falls on the ice:
 - i. -1.0 per program for junior and senior ice dance events.
 - ii. -0.5 per program for juvenile, intermediate, novice and adult ice dance events.
 - e. Falls (see rule 1400 for the definition of a fall):
 - i. -1.0 for every fall by one partner, and -2.0 for every fall by both partners in junior and senior ice dance events.
 - ii. -0.5 for every fall by one partner, and -1.0 for every fall by both partners in juvenile, intermediate, novice and adult ice dance events.
 - f. Late start (see rule 1322):
 - i. -1.0 for junior and senior ice dance events.
 - ii. -0.5 for juvenile, intermediate, novice and adult ice dance events.
 - g. For every interruption in performing the program:
 - i. For interruptions of more than 10 seconds, up to 20 seconds: -1.0 for junior and senior, -0.5 for juvenile, intermediate, novice and adult;
 - ii. For interruptions of more than 20 seconds, up to 30 seconds: -2.0 for junior and senior, -1.0 for juvenile, intermediate, novice and adult;
 - iii. For interruptions of more than 30 seconds, up to 40 seconds: -3.0 for junior and senior, -1.5 for juvenile, intermediate, novice and adult;
 - iv. After 40 seconds, if the skater/couple has not reported to the event referee, the competitor(s) is (are) considered withdrawn.
 - v. For interruption of the program with allowance of up to three minutes to resume from the point of interruption: -3.0 for junior and senior, -1.5 for juvenile, intermediate, novice and adult.
 - h. Extra elements:
 - i. -1.0 per element for junior and senior ice dance events.
 - ii. -0.5 per element for juvenile, intermediate, novice and adult ice dance events.
 - i. Violation of choreographic restrictions:
 - i. -1.0 per program for junior and senior ice dance events.
 - ii. -0.5 per program for juvenile, intermediate, novice and adult ice dance events.
 - j. Lifts exceeding the permitted duration:
 - i. -1.0 per lift for junior and senior ice dance events.
 - ii. -0.5 per lift for juvenile, intermediate, novice and adult ice dance events.
 - k. Violation of music requirements:
 - i. -2.0 per program for junior, and senior ice dance events.
 - ii. -1.0 per program for juvenile, intermediate, novice and adult ice dance events.
 - l. Violation of tempo specifications:
 - i. -1.0 per program for junior, and senior ice dance events.
 - ii. -0.5 per program for juvenile, intermediate, novice and adult ice dance events.
 - 3. For deductions and reductions in synchronized skating, see rule 9923.
- D. Singles Bonus
- Singles skaters can earn bonus points for jumps that are achieved in a short program or free skate. To be eligible for bonus points, jumps must be fully rotated, landed on the quarter (q), or under-rotated (<) and must be compliant with short or well-balanced program and repeat rules. Unless otherwise specified in this rule, jumps can be performed as a solo jump,

or in combination or sequence. Jumps that are downgraded (<<) or have a wrong edge assigned (e) are not eligible for any bonus points. Jumps with an edge attention (!) are eligible for a bonus.

1. Junior Singles Short Program and Free Skate:

- a. +1.0 bonus for each triple Axel achieved;
- b. +2.0 bonus for each quadruple jump achieved.

2. Novice Singles Short Program and Free Skate:

- a. +3.0 bonus for each two-jump or three-jump combination achieved in which two triple jumps are executed in succession;
- b. +3.0 bonus for each triple Axel achieved;
- c. +3.0 bonus for one quadruple jump achieved;
- d. +2.0 bonus for a three-jump combination that starts with a triple jump and ends with a triple jump, connected by any single jump.
- e. +2.0 bonus for any triple jump achieved that immediately follows a double jump (including double Axel) in a jump combination.
- f. +1.0 bonus for each different triple jump achieved that doesn't meet the criteria in paragraphs a through e of this rule. The following jumps are eligible for this +1.0 bonus:
 - i. Ladies: toe loop, Salchow, loop, flip, Lutz
 - ii. Men: loop, flip, Lutz;
- g. +2.0 additional bonus for a skater who achieves four or more different triple or quadruple jumps. Triple and quadruple jumps with the same name will be considered as two different jumps.

3. Intermediate Singles Short Program and Free Skate:

- a. +1.0 bonus for one double Axel achieved;
- b. +3.0 bonus for each two-jump combination achieved where both jumps are triple jumps or a three-jump combination achieved where two triple jumps are executed in succession;
- c. +2.0 bonus for any triple jump achieved that immediately follows a double jump (including double Axel) in a jump combination.
- d. +1.0 bonus for each triple jump achieved that doesn't meet the criteria in paragraphs b or c above.

4. Juvenile Singles Free Skate:

- a. +1.0 bonus for each double Axel achieved;
- b. +1.0 bonus for one triple jump achieved.

E. Pairs Bonus

- 1. Junior Pairs Free Skate: +1.0 bonus for each triple jump achieved (fully rotated, landed on the quarter, or under-rotated) by both partners.
- 2. Novice Pairs Short Program and Free Skate: +1.0 bonus for each double Axel and each triple jump achieved (fully rotated, landed on the quarter, or under-rotated) by both partners.
- 3. Intermediate Pairs Free Skate and Juvenile Pairs Free Skate: +1.0 bonus for each double Axel achieved (fully rotated, landed on the quarter, or under-rotated) by both partners.

1072 Determination of Results in Each Segment of a Competition – IJS

- A. The total segment score for each skater/team in each segment of a competition (pattern dance, short program, rhythm dance, free skate and free dance) is calculated by adding the total element score and the total program component score, and subtracting any deductions for violations in accordance with the rules of the particular discipline. The result is the total segment score.
- B. In ice dance, for events with two pattern dances, the total score for each pattern dance will be multiplied by a factor documented on the Members Only site, under the "Accounting Central" link
- C. The skater/team with the highest total segment score is placed first, the skater/team with the next highest total segment score is placed second, and so on.
- D. If two or more skaters/teams have the same total segment score:
 - 1. The total technical score will break the tie in the pattern dance(s), short program and rhythm dance. If the total technical scores are also equal, the skaters/teams concerned will be considered tied.
 - 2. The total program component score will break the tie in the free skate and free dance. If the program component scores are also equal, the skaters/teams concerned will be considered tied.
- E. For any segment where a segment factor is applied, the factored segment scores are rounded to two decimal places.

1073 Determination of the Final Results

- A. The total segment score for each segment is multiplied by the current segment factor and then added. The result constitutes the final score of a skater/team in an event.
 - 1. The current segment factors used to determine combined and final results are included in the IJS Parameter Factor Charts posted on the Members Only site, under the "Accounting Central" link.
- B. The skater/team with the highest final score is first, etc.
- C. In case of a tie in total segment score for any combined result or final result, the skater/team with the highest place for the last segment skated will prevail.
- D. If there is a tie for the last skated segment, the placement of the next previously skated segment will determine the better place, etc. If there is no previous segment, the skaters/teams are tied.

- E. In ice dance, if two pattern dances are to be skated, both dances are even in value. There are no tie-breaking criteria for the combined result after the second pattern dance.
- F. No final placements shall be recorded for competitors or teams who do not complete an event. The only placement recorded for such competitors will be the placement earned for the part of the event they completed and for which placements were determined

1100 Competition Sanctions – Generally

1110 ISU Competitions

- 1111** With the exception of the Olympic Winter Games, the Board of Directors will sanction competitions set forth in the regulations of the ISU when such competitions are held in the United States.

1120 Competition Sanctions

- 1121** The Board of Directors must sanction the following competitions:

- A. U.S. Figure Skating Championships
- B. U.S. Collegiate Figure Skating Championships
- C. U.S. Adult Figure Skating Championships
- D. U.S. Synchronized Skating Championships
- E. Skate America
- F. North American International Synchronized Skating Competition
- G. Special national competitions

Applications for these competitions will be made as directed by the chair of the Competitions Committee. Applications will be provisionally accepted by the committee, and sanctions issued.

- 1122** Except as noted above or below, the chair of the Competitions Committee, or the appropriate sectional or regional vice chair, must sanction all U.S. Figure Skating figure skating competitions held in the United States.
 - A. Applications are to be submitted through the Members Only site at least 90 days in advance of the competition.
 - 1. Applications for intercollegiate competitions are available through the Members Only site. Applications are reviewed, and competitions are selected, by the Collegiate Skating Subcommittee.
 - B. The chair or vice chair may reject any application for any good and sufficient reason.
 - C. A member club that uses the principal skating headquarters of another member club for a competition must receive permission in writing from the home club before a sanction may be issued. Such permission may not be unreasonably withheld. A copy of the letter of permission must be attached to the competition sanction application.
 - D. See, also, rules 2000, 3000, 3110, 3131, 3200, 3301, 3400, 3500 and 3700.
 - E. Interim and provisional member clubs will only be issued sanctions for nonqualifying competitions.
 - F. Sanctions for intercollegiate competitions may be issued to collegiate clubs in good standing.
 - G. The Competitions Committee may make exceptions to these general rules for sanctioned competitions to fit local conditions only with the consent of the chair or appropriate sectional or regional vice chair of the Competitions Committee, and these exceptions must be specified in the announcement.
- 1123** Requests by an amateur sports organization or person made to U.S. Figure Skating, as NGB of figure skating on ice, for a sanction to hold an international amateur athletic competition in the United States or to allow United States eligible skaters to compete in an international amateur athletic competition outside the United States must be directed to the executive director of U.S. Figure Skating for review and determination pursuant to the provisions of Section 220525 of the Sports Act. An “amateur sports organization” means a not-for-profit corporation, association or other group organized in the United States that sponsors or arranges an amateur athletic competition.
- 1124** No sanction will be granted for any event in which the word “Olympic,” or any derivative thereof, is used in any advertisement, announcement or publicity, or in any other manner, without having first obtained the approval of the U.S. Figure Skating executive director, who must first obtain consent of the USOPC.

1130 First Aid

- 1131** First aid facilities must be available at all competitions. The presence of a qualified physician is also recommended.

1200 Duties of Event Officials

Accountants, data operators, judges, referees, technical accountants, technical controllers, technical specialists and video replay operators must be free from conflicts of interest or the appearance of a conflict of interest in any event in which they function as an official.

1210 Duties of the Chief Referee

- 1211** The chief referee’s interpretation of the rules and decisions on all questions not covered by these rules is final.

- 1212** The chief referee will:

- A. Act as chair of the judges;
- B. Assign judges, substitute judges and referees to the events;
- C. Draw the numerical order of the judges;
- D. Together with the technical panel captain, assign technical panel officials to events for qualifying competitions.
- E. Assign technical panel officials to events for nonqualifying competitions;
- F. Be responsible for the scheduling of events in consultation with the host club;
- G. Together with the chief accountant, be responsible for seeding skaters;

- H. Direct the dance referee, if designated, to:
 - 1. Be responsible for selecting the music for pattern dances that are not designated as “skaters’ choice” dances;
 - 2. Check the music’s metronome (tempo) both before the competition and during the warm-ups;
- I. Decide all protests, including protests from the decisions of assistant referees, except when an expedited hearing is requested in accordance with Article XXV, Section 1, of the U.S. Figure Skating bylaws;
- J. Decide upon any breaches that may occur, even without protest;
- K. Generally supervise the accounting;
- L. Verify the award of places under the 6.0 system as submitted by the accountant (see rule 1060);
- M. Decide whether the condition of the ice will permit conducting the competition;
- N. Together with the accountant(s), conduct the initial skating draw.
- O. Work with the local organizing committee (LOC) to ensure that all individuals who require compliance per U.S. Figure Skating’s rules and policies are in compliance, and take appropriate action, if necessary.

1213 For all qualifying and nonqualifying synchronized skating competitions, the chief referee will designate a specific area for coaches to stand during the warm-up period of their teams. Coaching will not be permitted from other areas.

1214 Within 30 days after a qualifying competition, the chief referee will complete a report:

- A. Including the following:
 - 1. Any deviations from or comments regarding:
 - a. Rules governing competitions
 - b. The official schedule
 - c. Proper conduct of all officials
 - 2. Any adverse comments or particularly favorable comments regarding:
 - a. Rink conditions
 - b. Housing
 - c. Transportation
 - d. Music
 - e. Rink side IJS computer equipment (IVR system)
 - 3. Any protests, accidents or unusual happenings
 - 4. Any accidents that also must be reported to the Sports Sciences and Medicine Committee
 - 5. A record of the initial and final placements in each event.
 - 6. A judges, referees and technical panel assignment sheet (Form 104)
- B. Which will be sent as follows:

TO:	Items 1-4 Referee’s Report	Item 5 Component/ Cumulative Results	Item 6 Officials’ Assignment Sheet (Form 104)
President	X	X (A)	X
Technical Group Coordinator	X	X	X
Chair, Competitions Committee	X	X (B)	X
Chair, Domestic Officials Recruitment and Management Committee	X	X	X (C)
Appropriate Sectional Vice Chair, Competitions Committee	X (C)	X (C)	X (C)
U.S. Figure Skating headquarters	X	Sent by Accountants	X

Footnote: (A) - Send for U.S. Championships only

(B) - Send for sectional and U.S. Championships only

(C) - Send for regional and sectional championships only

Note: The entire referee report, including the requirements listed in items 5 and 6 in the chart may be fulfilled via email at the end of the competition in a format specified by the Competitions Committee.

1215 Within 30 days after a nonqualifying competition, the chief referee will:

- A. Send a report as outlined in rule 1214 (A).
 - 1. Computer summaries of placements including segment and cumulative, if sent electronically, must be sent in a currently approved format.
- B. Include a CEU/activity report of officials (judges, referees and technical panel) in a format approved by the Competitions Committee.
- C. Send the entire report via email, fax or regular mail to:
 - 1. U.S. Figure Skating headquarters; and
 - 2. The appropriate regional vice chair on the Competitions Committee for the region in which the competition was held, or the appropriate synchronized sectional vice chair on the Synchronized Skating Competitions Subcommittee for the section in which the competition was held (for synchronized skating competitions).

- 1216** The regional vice chair, or the sectional vice chair for synchronized skating competitions, will review the referee's report and, if the report contains any special notations or deviations, distribute the written report to the persons listed under rule 1214 (B).
- 1217** The referee may:
- A. Require medical examination for physical fitness where considered advisable;
 - B. Exclude or disqualify any entrant from a competition;
 - C. Change officials and alter the program during a competition when there is urgent reason for so doing;
 - D. Appoint a substitute to replace a judge who has commenced judging an event but who is unable to continue. Whenever a substitute judge replaces an official judge, the marks of the official judge will be used up to the point of substitution.
- 1220 Duties of the Event Referee**
- A. The duties of the chief referee are as specified in rule 1210.
 - B. The event referee:
 - 1. Is in charge of the event.
 - 2. Manages the panel of judges to ensure compliance with the rules, with the authority to remove judges from the panel if there are important and valid reasons to do so.
 - a. A judge's marks may not be changed in either system of judging after posting due to a mistake made by the judge.
 - 3. Acts as spokesperson for the panel.
 - 4. Conducts a pre-event meeting with the panel of judges before each segment of the event.
 - 5. Decides whether the condition of the ice permits the holding of the event.
 - 6. Decides all protests with respect to the event.
 - 7. Interprets the rulebook and enforces provisions therein as they pertain to the event. The event referee may bring to the officials' stand an electronic communicative device for the sole purpose of being able to perform their job function during an event such as, but not limited to, accessing an electronic version of the rulebook or event related emergencies.
 - 8. Monitors abuse of using electronic communicative devices on the officials' stand for all officials, and reports any such abuse to the chief referee for inclusion in the referee's report (see rule 1214 (A)(1)(c)).
 - 9. Times the duration of the program as skated and records the half-way point in the junior and senior singles short program and all singles free skates when the event is running in a manual environment using the IJS.
 - 10. For IJS events, decides upon the following deductions according to rule 1071: time violations and interruptions of the program, as well as:
 - a. In ice dance: lifts in excess of the permitted time and part of the costume/decoration falling on the ice;
 - b. In singles and pairs: part of the costume/decoration falling on the ice;
 - c. In synchronized skating: music violations, hold deductions and part of the costume/decoration falling on the ice.
 - 11. For IJS events, together with the judges panel, decides on the following deductions according to rule 1071:
 - a. In singles, pairs and ice dance: costume, prop, choreography (pairs and ice dance only) and music (ice dance only) violations;
 - b. In synchronized skating: costume (including feathers/headpieces) and prop violations.The corresponding deductions in rules 1071 and 9923 are taken when the majority of the referee plus judges have applied them.
 - 12. In ice dance, with the assistance of a timekeeper (if necessary), takes the time of all lifts in the rhythm dance and the free dance in order to verify if a couple has performed an extended lift.
 - 13. In ice dance, with the assistance of a timekeeper (if necessary), checks the tempo of each piece of music used for a "skaters' choice" pattern dance event and specified parts of rhythm dance (when applicable) and:
 - a. In the IJS, takes the appropriate deduction (see rule 1071 (C)(2)) if the beats per minute are outside of the allowable range.
 - b. In the 6.0 system, notifies the judges if the beats per minute are outside of the allowable range so each judge can take the appropriate deduction.
 - 14. In ice dance, announces, in advance of the first practice, the side of the ice surface on which each pattern dance will start. Also see rule 8075 (H).
 - 15. Times the duration used by competitors to take their starting positions and applies or instructs the judges to apply any required penalties (see rule 1322). Allows competitors to restart according to rules 1400-1404 and 6076.
 - 16. Requires medical examination for physical fitness where considered advisable.
 - 17. Where medical examination is not possible, decides the physical fitness of athletes to compete safely with no further risk to themselves or their partners/teammates.
 - 18. For a qualifying event held at a nonqualifying competition, the event referee is responsible for all decisions pertaining to the qualifying event.

1221 Duties of the Assistant Ice-Level Referee

In synchronized skating, there will be an assistant ice-level referee whose duties will be to:

- A. Monitor the condition of the ice to ensure the safety of the skaters.
- B. Monitor the ice for foreign objects; direct an alternate to enter the ice for the express purpose of picking up the object.
- C. Perform other duties as required by rule 1404.

1230 Duties of the Chief Accountant

1231 The chief accountant at each competition has the following responsibilities:

- A. At all competitions, for the supervision of assistant accountants and technical accountants.
- B. At all qualifying competitions and official trial judge events at nonqualifying competitions, for supplying the trial judge chair with a complete record of the placements of official judges for each segment of each event. Copies of signed segment and cumulative results (if applicable) for each event will be used.
- C. At the conclusion of all qualifying competitions, for sending the following:
 - 1. To the IJS technology specialist, no later than one day after the competition:
 - a. For IJS categories – the final and complete IsuCalcFS or [Figure Skating Manager](#) competition database containing all files, saved to a zipped folder and sent via email or successfully uploaded to EMS.
 - b. For 6.0 events – the final and completed HAL2.0 competition database folder containing all files, saved to a zipped folder and sent via email.
 - 2. To the archivist at U.S. Figure Skating headquarters by mail:
 - a. A clean program
 - b. Individual judges sheets for each 6.0 segment
 - c. Original signed copies of all results for each segment and cumulative results (where applicable)
- D. At all qualifying competitions, to work with the technical accountants to post starting orders and results online using the IJS Live program.

1232 The official calculation software and official judging system hardware for U.S. Figure Skating includes:

- A. IJS Calculation – The ISUCalcFS or [Figure Skating Manager](#) program, provided by the ISU and modified with U.S. Figure Skating customizations for use in the U.S.
- B. 6.0 Calculation – The HAL2 program, updated and maintained by U.S. Figure Skating.
- C. Judging System “IVR” Hardware – Complete systems, hardware components and “IVR” software supported by an approved judging system vendor of U.S. Figure Skating.
- D. Any other calculation and/or judging system software or hardware is not approved nor supported by U.S. Figure Skating with the following exceptions:
 - 1. Any third party judging system which existed and was actively used prior to July 1, 2013, may continue to be used at nonqualifying competitions only, but will not receive support from U.S. Figure Skating. These systems are to be used at the competition’s own risk.
 - 2. Any third party judging system developed after July 1, 2013, if approved by the Competitions Committee, may be used at nonqualifying competitions only, but will not receive support from U.S. Figure Skating.

1233 Technical accountants are specially trained and certified accountants who are responsible for the rink-side setup, operation and tear down of the complete IJS scoring system, both mini and large. Technical accountants provide computer and technical support, coordinate with and report to the chief accountant, who retains overall responsibility for all accounting functions.

1234 The chief accountant at all competitions will supply the chief referee with all items required for the completion of the reports listed in rule 1214.

1235 Duties of the Accountants – IJS

The duties of accountants generally are as specified in rules 1230–1234. In addition, for events using the IJS, the accountants must comply with the following:

- A. Qualifications:
 - 1. Be trained, current and proficient in the operation of the software used to calculate results.
 - 2. Be knowledgeable in the scale of values coding for all elements in the skating discipline(s) for which results will be calculated.
- B. Prepare the sheets for the technical panel, event referee and judging panel prior to the event.
- C. Calculate the results using the computer program selected by U.S. Figure Skating as the official calculation software.
 - 1. The marks of all judges assigned to a panel in a U.S. Figure Skating event using the IJS must be included in the calculation of results. There will be no blind draw of the judging panel to discard the marks of any judge. When there are four or fewer judges on the judging panel, a simple mean must be used to calculate results.
 - 2. The names of the judges on the panel will be published along with their respective scores at the conclusion of the event. There will be no anonymous judging.
- D. Produce an individual test credit skater report at every nonqualifying competition with applicable IJS events for any skater meeting the minimum requirements for that respective level who requests the report. (See rule 4201.) For any given competition, the chief accountant will post, along with the starting orders, the latest time that a test credit report must be requested for that competition.
- E. Produce a protocol after every qualifying competition containing:
 - 1. All marks for all skaters and the names of the judges who gave those marks.
 - 2. All performed elements/sections as called and the base values for each element/section.
 - 3. The results of each segment of the event, including total scores and placements for all skaters in each segment of the event.
 - 4. The final result, including the final scores and final placements of all skaters in the event.
- F. The complete protocol may be disseminated to the competitors and judges by hard copy or by posting on usfigureskating.org and/or on the website for the competition or local organizing committee.

- G. The technical accountants may bring to the officials' stand an electronic communicative device for the sole purpose of accessing official documents related to the event, obtaining assistance in the case of equipment/network failure or to perform their officiating duties.

1240 Duties of a Judge

- A. In the 6.0 system:
1. Evaluates and enters marks for technical elements/technical score and program components based on the appropriate criteria;
 2. Enters deductions per rule sections 6910, 7910, 8910 and 9910, and other rules as appropriate.
- B. In the IJS:
1. Evaluates and scores the quality of each element and the skater(s') achievements in each of the specified program components based upon specific written criteria.
 2. Enters appropriate deductions for costume, prop, choreography and music violations along with the referee. (See rule 1220 (B)(11).) The corresponding deductions in rules 1071 and 9923 are taken when the majority of the referee plus judges have applied them.
 3. Must be willing to use the whole range of grade of execution values and program component marks as the skating dictates.
- C. Must be fully informed of all rules concerning the judging of an event and able to implement those rules.
- D. Must mark independently and must not communicate with other judges or discuss marks or scores during the event with any person other than the event referee.
- E. May not serve as a television commentator nor engage in communications with the media or others with respect to the event they are judging except through the event referee.
- F. Must not use previously prepared marks or bring papers to the judges' stand containing information on previous performances.
- G. Must not bring any form of electronic communication system to the judges stand for competitions.
- H. Must comport themselves at all times with discretion, be completely impartial and neutral in their evaluation of the performance and not show bias for or against any skater(s).
- I. Must stand or sit at locations from which they can see the complete ice surface and can hear the music when used.

1250 Duties of the Technical Controller – IJS

- A. Acts as chair and supervisor of the technical panel and ensures an orderly, clear, dignified and efficient communication among technical panel members.
- B. Convenes a meeting of the technical panel prior to each event segment.
- C. Supervises the calls of the technical specialists and the input of the names and correct levels of difficulty of the performed elements.
- D. Corrects, if necessary, the calls of the technical specialist. If both technical specialists disagree with the proposed correction, the initial decision of the technical specialists will stand. If the two technical specialists do not agree, the decision of the technical controller will prevail.
- E. Authorizes or corrects the deletion of elements.
- F. Authorizes or corrects the identification of illegal elements, illegal movements and poses in ice dance, and illegal holds in pair skating.
- G. Authorizes or corrects the identification of a fall.
- H. Confirms the deletion of additional elements.
- I. Verifies that the performed elements and levels of difficulty identified are correctly recorded (either in the computer system or manually) and authorizes them to go to the calculation program.

1260 Duties of the Technical Specialist and Assistant Technical Specialist – IJS

- A. Identifies and calls the performed elements.
- B. Identifies and calls correct levels of difficulty of the performed elements.
- C. Identifies illegal elements, illegal movements and poses in ice dance, and illegal holds in pair skating.
- D. Identifies a fall.
- E. Identifies and deletes extra or additional elements.
- F. If serving as the assistant technical specialist, takes part in the decision-making process in accordance with technical panel protocol.
- G. Attends the meeting of the technical panel prior to each event segment.
- H. Attends practice sessions, if possible, and is familiar with the competitors' programs in advance of the event.

1270 Duties of the Data Operator – IJS

- A. Inputs the called elements into the computer or manually records the called elements in the code recognized in the scale of values if the data input computer is not in use.
- B. Inputs the levels of difficulty of the elements as called in the same manner described above.
- C. Corrects elements or levels of difficulty as instructed by the technical controller.
- D. Indicates additional elements identified by the computer to the technical specialists and the technical controller.
- E. Supports the technical specialists and technical controller.
- F. Operates the replay as instructed by the technical controller.

G. Attends the meeting of the technical panel prior to each event.

1280 Duties of the Video Replay Operator – IJS

For events using video replay:

- A. Operates the video programs on a computer and captures video clips of all elements in a program for use by the judges, technical specialists and technical controller to review elements.
- B. May attend practice sessions to become familiar with the competitors' programs in advance of the event.

1290 Duties of All Technical Panel Officials – IJS

Members of the technical panel may bring to the officials' stand an electronic communicative device for the sole purpose of accessing official documents related to the event, such as the rulebook, ISU Communications, ISU handbooks and Technical Notifications. This device must be used in "airplane mode" only. Anyone bringing an electronic device to the officials' stand must notify the technical controller, who will notify the event referee if there is any abuse, which will then be reported in the referee report.

1295 Duties of Announcers and Music Officials

Announcers and music officials may bring to the officials' stand an electronic communicative device for the sole purpose of performing their officiating duties and accessing official documents related to the event. Any such official who brings an electronic device to the officials' stand must notify the event referee.

1300 Requirements of Skaters and Coaches – All Disciplines

1310 Coaching Requirements – All Disciplines

1311 Any coach being credentialed for a U.S. Figure Skating competition, either qualifying or nonqualifying must:

- A. Be a current full member of U.S. Figure Skating;
- B. Successfully complete the coach and instructor compliance required under rule GR 4.01;
- C. Complete the continuing education requirements specified in rule GR 4.02;
- D. For qualifying events at qualifying competitions only, be a current full member of the Professional Skaters Association (PSA).

A person providing professional sports science services, including but not limited to sports psychologists, physical therapists and athletic trainers, who would like to be credentialed at a competition must meet the coaching requirements listed above.

1312 Skaters and synchronized skating teams may receive coaching from the sidelines while on the ice during warm-up periods and may also leave the ice surface for that purpose, provided such coaching does not interfere with the judging of another skater. However, coaching is not permitted during the actual performance of the skater or team before the judges, nor may the coach be on the ice with the skater or team in the warm-up area. For the purpose of this rule, coaching will be considered any communication between the skater or team and a coach, parent or any other person. The referee may bar from the rink anyone who disregards this rule and may disqualify any skater or team who receives coaching in violation thereof.

- A. For all qualifying and nonqualifying synchronized skating competitions, coaching is only permitted from the area designated by the referee.

1320 Behavior of Competitors During Competitions – All Disciplines

1321 Competitors are bound to obey implicitly the instructions of the official in charge of the competition and at all times to observe and comply with the Code of Ethics set forth in rule GR 1.02. Competitors who directly or indirectly, or in writing, express themselves in any improper manner regarding the officials or their decisions or the marking of the judges may be suspended or excluded from further competition.

1322 Call to Start: Before each performance, the name of the competitor/team will be called.

A. Singles, pairs and ice dance:

- 1. For IJS events, every singles, pairs and ice dance competitor/team must take the starting position of each segment of the competition (pattern dance, short program, rhythm dance, free skate or free dance) no later than 30 seconds after the competitor's/team's name has been announced. If the competitor/team has not taken their starting position within 30 seconds after their name is announced, the referee will deduct 1.0. If the competitor/team has not taken their starting position within 60 seconds after their name is announced, the competitor/team will be considered withdrawn.
- 2. For 6.0 events, every singles, pairs and ice dance competitor/team must take the starting position of each segment of the competition (pattern dance, short program, rhythm dance, free skate or free dance) no later than one minute after the competitor's/team's name has been announced. Failing to do so, the referee must instruct the judges to take the appropriate deduction (per the current Deduction Table for Events Judged Using the 6.0 System posted on the Members Only site). The referee may, for good cause, modify the strict interpretation of this rule.

B. Synchronized skating: Every synchronized team (for both IJS and 6.0 events) must take the starting position and make a signal to the referee of each segment of the competition (short program and free skate) no later than 30 seconds after the team's name has been announced. If this time has expired and the team has not yet taken the starting position, the referee will apply a deduction from the final score as per rule 9923. If 60 seconds started from the call to start have expired and the team has not yet taken the starting position, the team will be considered as withdrawn.

C. If a competitor/team has not registered, turned in music or shown up for the warm-up, such competitor/team will be considered officially withdrawn, and the competitor's/team's name will not be announced.

1323 Competitors must take their accolades at center ice and exit without undue delay. A synchronized team must not take more than 30 seconds for exiting the ice surface for both the short program and free skate.

1324 It is the responsibility of all competitors to be familiar with these rules, to comply with them in full and to exemplify the highest standards of fairness, ethical behavior and genuine good sportsmanship in any of their relations with others. Any person whose acts, statements or conduct is considered detrimental to the welfare of figure skating is subject to the loss of privilege of registration by U.S. Figure Skating in accordance with the procedure outlined in Article XXV, Section 1, of the U.S. Figure Skating bylaws relating to loss of membership privileges, suspension and expulsion.

1400 Falls and Interruptions – All Disciplines

A fall is defined as the loss of control by a skater with the result that the majority of his/her own body weight is on the ice being supported by any part of the body other than the blades, e.g. hand(s), knee(s), back, buttock(s) or any part of the arm. A fall in itself is no bar to winning an event.

1401 Falls – Not the Fault of the Skater

- A. If a skater is interfered with through no fault of the skater or falls because of the condition of the ice, the referee shall direct the skater to begin again after such period of rest as the referee may deem advisable, and the judges shall mark only the reskated program or pattern dance. In final round pattern dances, the entire flight shall be restarted.
- B. If two or more dance couples collide or interfere with each other, each judge must decide who is at fault and make such adjustments in marks as may be considered appropriate.

1402 Falls – The Fault of the Skater

- A. A skater who falls in an event, other than pattern dance, shall continue skating without an extension of the prescribed duration of time. A movement marred by a fall must not be marked. If a fall is the fault of the competitor, it must be reflected in the mark for technical elements. If the fall interrupts the harmonious composition, it must be reflected in both marks. An involuntary touchdown must be reflected in the marking according to its seriousness.
- B. An interrupted pattern dance shall be resumed at the nearest technically practicable point in the step sequences (which may be after the point of interruption) and not necessarily at the exact point of interruption. The couple may not repeat the steps missed by the interruption, or the judges must deduct accordingly. The judges must determine the degree and amount of penalty to be assessed, according to the guidelines for deductions related to stumbles, interruptions and falls.
- C. No allowance may be made by the judges for personal accidents due to the fault of the skater.

1403 Allowance of a Delayed Start or Restart – Singles/Pairs/Ice Dance

- A. If the tempo or quality of the music is deficient, the competitor(s) may restart the program from the beginning if the competitor(s) reports to the event referee within 20 seconds after the start. If the competitor(s) reports to the referee more than 20 seconds after the start, the competitor(s) will resume the program at the point of interruption or, if the interruption occurred at the entrance to or during an element, at the point immediately preceding this element. If for any reason there is an interruption or stop in the music, the competitor must stop skating when they become aware of the problem or at the acoustic signal of the event referee, whichever is earlier. Back-up music must be readily available at rink side. No deduction will be made by the event referee or judges.
- B. If an interruption or stop in the music or any other adverse condition unrelated to the competitor(s) or the competitor's equipment, such as lighting, ice condition, etc., occurs, the competitor(s) must stop skating at the acoustic signal of the event referee and report to the event referee. Immediately after the problem has been resolved, the competitor(s) will continue from the point of interruption. If, however, the interruption lasts longer than 10 minutes, there will be a second warm-up period according to rule 2712.
- C. If a competitor is injured during the performance, or another adverse condition related to the competitor (such as health problems or unexpected damage to the competitor's clothing or equipment) impedes the competitor's skating, the competitor must stop skating, or they will be directed to do so by an acoustic signal of the event referee.
 - 1. If the adverse conditions can be remedied without delay and the competitor(s) resumes the program without reporting to the event referee, the event referee will apply a deduction for the interruption for IJS events as per rule 1071 (C) depending on the duration of the interruption. This time period commences immediately after the competitor stops performing the program or is directed to do so by the event referee, whichever occurs earlier. During this time period, the competitor's music will continue playing. If the competitor does not resume the program within 40 seconds, the competitor will be considered withdrawn;
 - 2. If the adverse conditions cannot be remedied without delay and the competitor(s) reports to the event referee within 40 seconds, the event referee will allow an additional period of up to three minutes for the competitor to resume skating. Then the event referee directs the music to be stopped. The additional time period commences at the moment the competitor reports to the event referee. The event referee will apply a deduction in IJS events as per rule 1071 (C) for the whole interruption. If the competitor does not report to the event referee within 40 seconds or does not resume the program within the additional period of three minutes, the competitor will be considered withdrawn.
 - a. In IJS events, the event referee will decide and indicate to the technical controller where the point of interruption is. If the technical panel decides that the interruption occurred at the entrance to or during an element, the technical panel will call the element according to the usual principles of calling, and the technical controller will inform the event referee of those decisions. The point from where the competitor has to continue the program will be decided and communicated to the competitor, the judges and the technical panel by the event referee: it is either the point of interruption or, if the technical panel has decided that the interruption occurred at the entrance to or during an element, the point immediately following this element.

- D. If, in the opinion of the event referee, medical attention is required (mandatory for possible head injury or concern of concussion), the event referee must stop the performance. No deduction as per rule 1403 (C) applies. The event referee, after consulting with medical personnel, if available, will decide if the competitor(s) is fit to continue their program with no further risk to themselves or their partner/teammates, if applicable. There will be a maximum of a three-minute allowance for evaluation before the event referee will be required to make their decision. If the event referee determines the competitor is not fit to continue, the competitor will be considered withdrawn.
- E. If a competitor with the first starting number in the group is injured, or any other adverse condition related to the competitor or the competitor's equipment impeding the competitor's skating occurs during the warm-up period, and time before the start of the program is not sufficient to remedy the adverse condition, the event referee will allow the competitor up to three additional minutes before the competitor is called to the start. No deduction as per rule 1403 (C) applies.
- F. If any competitor between entering the ice and being called to the start is injured, or any other adverse condition related to the competitor or the competitor's equipment impeding the competitor's skating occurs, and time before the start of the program is not sufficient to remedy the adverse condition, the event referee will allow the competitor up to three additional minutes before the competitor is called to the start. The event referee will apply a deduction as per rule 1403 (C)(2).
- G. If any competitor between being called to the start and taking the starting position is injured or any other adverse condition related to the competitor or the competitor's equipment impeding the competitor's skating occurs, rule 1322 applies. If sixty (60) seconds are not enough to remedy the adverse condition, the event referee will allow the competitor up to three additional minutes, applying a deduction for the whole interruption as per rule 1403 (C)(2).
- H. No restarts of the whole program are allowed, except for deficient music; see rule 1403 (A).
- I. If a competitor is unable to complete the program, no marks are to be awarded, and the competitor will be considered as withdrawn. The same applies to the situation when a competitor has been given the opportunity to continue the program from the point of interruption and once more is unable to complete the program.

1404 Allowance of a Delayed Start or Restart – Synchronized Skating

- A. If the tempo or quality of the music is deficient, the team captain must stop skating and notify the event referee. No restart may be made if the team captain fails to inform the event referee within 30 seconds after the start. If the interruption happens after the 30 second mark, the performance will continue from the point of interruption. Back-up music must be readily available at rink side. No deduction will be made by the event referee or judges.
- B. If an interruption or stop in the music or any other adverse condition unrelated to the team or their equipment, such as lighting, ice condition, etc., occurs at any time during the program, the team must stop skating at the acoustic signal of the event referee. If the event referee does not stop the skating with an acoustic signal, the team captain should inform the event referee about any music deficiencies (even if happening after 30 seconds). The rest of the team must continue to skate until they are ordered to stop by an acoustic signal of the event referee. No penalty will be applied for the team captain leaving the team to consult the event referee or the event referee then stopping the program. Immediately after the problem has been resolved, the team will continue from the point of interruption. If, however, the interruption lasts longer than 10 minutes, there will be a second warm-up period according to rule 2911.
- C. If a skater is injured during the performance, or another adverse condition related to the skater (such as health problems or unexpected damage to the skater's clothing or equipment) impedes the skater's/team's skating, the skater must stop skating and either this skater (if possible) or the team captain must report to the event referee. The rest of the team must continue to skate until they are ordered to stop by an acoustic signal of the event referee.
 - 1. If the adverse conditions can be remedied without delay, and the rest of the team has continued to skate their program, and the affected skater(s) resumes skating their program without reporting to the event referee, the event referee will apply a deduction for the interruption for IJS events as per rule 9923 depending on the duration of the interruption. This time period commences immediately after the skater stops performing the program or the team is directed to do so by the event referee, whichever occurs earlier.
 - 2. If the adverse conditions cannot be remedied without delay and the team captain (or affected skater) reports to the event referee within 40 seconds, the event referee will order the rest of the team to stop skating by an acoustic signal and allow an additional period of up to three minutes and/or will permit the team to solve the problem in order for the team to resume skating. The team will resume skating as close as possible to the time that the team captain reported to the event referee. This additional time period commences at the moment the team captain reports to the event referee. The event referee will apply a deduction in IJS events as per rule 9923 for the whole interruption.
 - a. If either the whole team stops skating without being directed to do so by the event referee or the event referee directed the team to stop skating and the team captain does not report to the event referee within 40 seconds, or if the team does not resume skating their program within the additional period of three minutes, the team will be considered withdrawn.
 - b. The judges and the technical panel will continue to evaluate the team's performance until the event referee directs the team to stop skating with an acoustic signal. The point from which the team must continue the program will be decided per paragraph c below, and communicated to the team by the event referee.

- c. In IJS events, the event referee in consultation with the technical controller will determine whether the interruption occurred before or during an element. If the interruption occurred during any part of an element, the team will begin on the transition following that element. If the interruption occurred during a transition, then the team will begin after that point and continue into the next element. The event referee will inform the judges and technical panel where to continue the evaluation of the program.
- D. If, in the opinion of the event referee or assistant ice-level referee, medical attention is required (mandatory for possible head injury or concern of concussion), the referee must stop the performance. No deduction as per rule 1404 (C) applies. The event referee, after consulting with medical personnel, if available, will decide if the skater is fit to continue the program with no further risk to themselves or their teammates. There will be a maximum of a three-minute allowance for evaluation before the event referee will be required to make their decision. If the event referee determines the competitor is not fit to continue, another competitor may be substituted per rule 1404 (F). If the event referee determines the competitor is fit to continue, rule 1404 (C)(2) will apply.
 - 1. In case of a skater's injury, which requires the skater's evacuation by the medical personnel from the ice surface and/or new ice resurfacing is needed after the accident, this three minutes period is not in place.
- E. If any team between entering the ice and being called to the start is injured, or any other adverse condition related to the team or their equipment impeding their skating occurs, and time before the start of the program is not sufficient to remedy the adverse condition, the event referee will allow the team up to three additional minutes before the team is called to the start. The event referee will apply a deduction as per rule 1404 (C)(2).
- F. Once a short program or free skate has started, no substitution of a skater will be permitted (if there is no visible reason, i.e. injury, equipment failure, etc.). However, registered team alternates may be substituted if the team's program is stopped by the event referee or assistant ice-level referee due to injury or equipment problems. If a team substitutes a skater without the event referee or assistant ice-level referee first stopping the program, the team will be disqualified.
- G. With respect to adverse conditions related to a skater or skater's equipment, only one restart per program is allowed. In case of a second stop of the performance due to an adverse condition related to the skater or skater's equipment, the team concerned will be considered withdrawn.
- H. If a team does not complete their program, no marks are to be awarded, and the team is considered withdrawn.

1500 Complaints, Protests, Appeals – All Disciplines

- 1501** All protests to the chief and/or event referee must be in writing. The protest must identify the specific basis for the protest, including the name of the official, rule number or bylaw article at issue or other basis for the protest.
- 1502** A protest concerning the participation of a competitor must be filed with the chief referee before the start of the first event of the entire competition. If an immediate decision cannot be reached, the competitor will be permitted to start, but in the event the protested competitor wins a prize, the announcement of the result and the distribution of prizes will be deferred until a final decision has been made.
- 1503** Protests other than concerning the participation or eligibility of a competitor must be filed with the chief and/or event referee no later than 60 minutes after the posting of the official results of that event.
- 1504** Decisions of the chief and/or event referee affecting the eligible status of a competitor, the exclusion, disqualification or qualification of an entrant or official, or the determination of a result may be appealed to an Expedited Hearing Panel (see rule GCR 5.04). Appeals must be made in writing and sent to the chief referee of the competition, and the secretary and Administrative/Legal Group coordinator of U.S. Figure Skating within five days after the chief and/or event referee's decision. No other appeals from the decisions of chief and/or event referee will be permitted.
- 1505** Protests to the chief and/or event referee and appeals to the Expedited Hearing Panel can be filed by the competitor, or by either the club or coach on behalf of the competitor.

1506 Formal Complaints Against Officials at a Competition

- A. Complaints concerning any official must be made in writing to one of the following:
 - 1. Chief referee of the competition;
 - 2. Event referee at the competition;
 - 3. Technical panel captain at the competition in the case of a complaint against a technical panel official;
 - 4. Chair of the Domestic Officials Recruitment and Management Committee
- B. A special committee will be formed to hear and act on formal complaints against U.S. Figure Skating officials. Details of the complaint process can be found in rule section DOR 10.00.

1600 Release of Liability

U.S. Figure Skating and the clubs or organizers of competitions undertake no responsibility for damages or injuries suffered by the skaters or officials. As a condition of and in consideration of the acceptance of their entries or participation therein, all entrants, their parents and guardians and officials will be deemed to agree to assume all risks of injury to their person and property resulting from, caused by or connected with, the conduct and management of the competition, and to waive and release any and all claims which they may have against any officials, U.S. Figure Skating, the club hosting the competition and its officers; and their entries shall be accepted only on such condition.

Rules for Qualifying Competitions

2000 Qualifying Competitions – Sanctions

- A. The U.S. Pairs Final, U.S. Ice Dance Final, sectional singles finals, sectional pairs challenges, sectional ice dance challenges, regional singles challenges, synchronized sectional championships and adult sectional championships require a sanction from the appropriate sectional vice chair of the Competitions Committee.
- B. The National Qualifying Series events require a sanction from the Competitions Committee. Refer to the National Qualifying Series Local Organizing Committee Handbook posted on the Members Only site.
- C. Sanctions for any qualifying competition, unless otherwise approved by the Board of Directors, will be issued only to full member clubs in good standing or to interclub associations listed in the current directory. Entries are limited to current members of U.S. Figure Skating who otherwise meet the requirements as outlined in the rules.
- D. See rules 1100–1130 for additional sanction information.

2010 Qualifying Competitions – Location

- 2011 If a sectional singles final, sectional pairs challenge, sectional ice dance challenge or regional singles challenge cannot be held within that section or region:
 - A. The chair of the Competitions Committee has the authority to assign that sectional final or challenge to another section;
 - B. The appropriate sectional vice chair of the Competitions Committee has the authority to assign that regional challenge to another region within the same section.
- 2012 Synchronized skating sectional championships may be hosted at a common time and location with the approval of the chair of the Competitions Committee. Each section will have separate competitions.
- ~~2013~~ In the event that either a sectional final, sectional challenge or regional challenge cannot be held or relocated, a committee comprised of the chair of the Competitions Committee, along with the appropriate sectional and regional vice chairs, the appropriate vice president a member of the Board of Directors from the appropriate section, appointed by the president, at least 20 ~~33.3~~ percent athlete representation and any other members deemed appropriate by the president will select the skaters or teams to advance to the next level of qualifying competition.

2020 Qualifying Competitions – Ice Surfaces

- 2021 For all qualifying competitions as defined in rule 1022, ice surfaces measuring not less than 85 feet by 185 feet will be used whenever possible:
 - A. For U.S. Figure Skating Championships, smaller ice surfaces may be used only with the approval of the Board of Directors and the chair of the Competitions Committee.
 - B. For the U.S. Synchronized Skating Championships, smaller ice surfaces may be used only with the approval of the Board of Directors and the chair of the Competitions Committee, after consultation with the national vice chair of the Synchronized Skating Competitions Subcommittee.
 - C. For other competitions, smaller ice surfaces may be used only with the approval of the chair of the Competitions Committee after consultation with the appropriate sectional vice chair of the Competitions Committee.
 - D. It is preferred that sites for the U.S. Pairs Final, the U.S. Ice Dance Final, sectional finals, sectional challenges and regional challenges have, whenever possible, two ice surfaces available for competition.

2030 Standard Contracts for All U.S. Championships

- 2031 For the U.S. Figure Skating Championships, the terms of the contract between the local organizing committee (LOC) for U.S. Figure Skating Championships and U.S. Figure Skating are standardized as follows:
 - A. U.S. Figure Skating will assume the management of U.S. Figure Skating Championships.
 - B. U.S. Figure Skating will pay all expenses involved with organizing and conducting the championships including, but not limited to, the expenses of referees, accountants, judges and other assigned officials, medals, trophies, competition forms, computer costs and electronic scoreboards.
 - C. The LOC, in good faith, will negotiate a standard agreement covering U.S. Figure Skating Championships with U.S. Figure Skating.
 - D. U.S. Figure Skating will pay a fee to the LOC for supplying the local volunteers to carry out the various responsibilities assigned to them. The LOC will keep any monies received from any approved local cash sponsor. The LOC will also keep any leftover items procured from approved local “value in kind” sponsors.
- 2032 The terms of the contract between the local organizing committee (LOC) for all other U.S. championships (U.S. Adult Figure Skating Championships, U.S. Synchronized Skating Championships, U.S. Collegiate Figure Skating Championships) and U.S. Figure Skating are standardized as follows:
 - A. The LOC will agree to pay all expenses involved with organizing and conducting the championships including, but not limited to, the expenses of referees, judges, music equipment* and coordinators, technical representatives, accountants, medals, trophies, sanction fees if any, necessary competition forms, computer costs, electronic score boards*, judging boxes*, etc., prior to the placement of the event. (*U.S. Figure Skating will provide this equipment in good working condition from its current storage location.)
 - B. The LOC will agree to negotiate, in good faith, a U.S. Figure Skating standard agreement covering the U.S. Figure Skating Championships.
 - C. The LOC will pay a bid fee to U.S. Figure Skating and all other expenses of the championships. These expenses may include the officials’ dinner but may not include any other party or banquet expense. The LOC will retain all net profits

¹ Amendments to this rule are effective upon the election of the Board of Directors at the annual 2022 Governing Council meeting.

thereafter. No payment will be made to any service organization prior to the calculation of net profit.

- D. A financial statement of the gross receipts, expenditures and net profit accruing from the championships will be filed with the treasurer and the chair of the Competitions Committee not later than 120 days after the last day of the championships. Payment of U.S. Figure Skating's share of the net profit will accompany the copy of said statement forwarded to the U.S. Figure Skating treasurer.

2040 Qualifying Competitions – Expenses and Reports

- 2041 The host club will meet the expenses of any sanctioned competition such as advertising, programs, prizes, expenses of officials and all other expenses as specified in the standard contract. The expense of U.S. Figure Skating officials, technicians or others whose attendance at National Qualifying Series, regional or sectional championships is individually appointed by U.S. Figure Skating will be assumed by U.S. Figure Skating.

A. The National Qualifying Series Local Organizing Committee Handbook will document the conduct, rules and procedures required of any competition wishing to host a National Qualifying Series competition. This document will be submitted by the Competitions Committee to the Board of Directors for their approval no later than their annual fall meeting.

- 2042 Clubs conducting qualifying competitions must file a financial statement on forms available from U.S. Figure Skating headquarters as follows:

A. For the U.S. Pairs Final, U.S. Ice Dance Final, sectional singles finals, sectional pairs challenges, sectional ice dance challenges, regional singles challenges and adult sectional championships, a financial statement must be filed within 90 days after the last day of the competition with the chair of the Competitions Committee, U.S. Figure Skating headquarters and with the appropriate sectional and regional vice chairs of the Competitions Committee.

B. For the U.S. Collegiate Figure Skating Championships, U.S. Adult Figure Skating Championships and U.S. Synchronized Skating Championships, see rule 2032.

C. For sectional synchronized skating championships, a financial statement must be filed with the chair of the Competitions Committee, U.S. Figure Skating headquarters and the appropriate sectional vice chairs of the Synchronized Skating Competitions Subcommittee within 90 days after the last day of the competition.

- 2043 Clubs which fail to file financial statements for any qualifying competition or, in the case of the U.S. Figure Skating Championships or the U.S. Synchronized Skating Championships, fail to pay U.S. Figure Skating's share of the net profits, will not be issued a sanction for any future competition until the terms of the standard contract and rule 2042 are fulfilled.

- 2044 Entry fees paid to the local organizing committee (LOC) for appropriate qualifying competitions are based on entries (net of byes, four or fewer, processing fees, etc.) as of the closing date for entries. Entry fees paid to the LOC will be determined as outlined in rule 2401 (B)(1).

2050 Qualifying Competitions – Events

- 2051 The U.S. championships, U.S. Pairs Final, U.S. Ice Dance Final, sectional singles finals, sectional pairs challenges, sectional ice dance challenges, regional singles challenges, and National Qualifying Series events, will be held in accordance with the general rules and regulations for all competitions, together with the rules specific to those competitions.

- 2052 The follow qualifying competitions will consist of the following events:

Qualifying Events		U.S. Figure Skating Championships	U.S. Ice Dance Final	U.S. Pairs Final	Sectional ice dance challenge	Sectional Pairs Challenge	Sectional Singles Final	Regional Singles Challenge	National Qualifying Series
Senior (Championship)	Ladies	√					√	√	√
	Men	√					√	√	√
	Pairs	√		√		√			√
	Dance	√	√		√				√
Junior	Ladies	√					√	√	√
	Men	√					√	√	√
	Pairs	√		√		√			√
	Dance	√	√		√				√
Novice	Ladies						√	√	√
	Men						√	√	√
	Pairs			√		√			√
	Dance		√		√				√
Intermediate	Ladies						√	√	√
	Men						√	√	√
	Pairs			√		√			√
	Dance		√		√				√
Juvenile	Girls						√	√	√
	Boys						√	√	√
	Pairs			√		√			√
	Dance		√		√				√

2053 The Board of Directors may divide the events of U.S. Figure Skating Championships, and the chair of the Competitions Committee, with the ~~sectional~~ vice president ~~concerned~~, may divide the events of the U.S. finals, sectional finals, sectional challenges and regional challenges among different clubs as they see fit.

2054 U.S. Collegiate Figure Skating Championships – Events

The U.S. Collegiate Figure Skating Championships will consist of the following events:

- A. Senior (championship) ladies singles, men's singles, pairs and ice dance; junior ladies singles, men's singles, pairs and ice dance, novice ladies singles and men's singles, and intermediate ladies singles and men's singles.
- B. Age restrictions for intermediate events and technical elements in the singles short program and free skate may differ from those adopted by U.S. Figure Skating and the ISU Congress. These changes will be published annually in the announcement of the U.S. Collegiate Figure Skating Championships.

2055 U.S. Adult Figure Skating and Adult Sectional Championships – Events

The U.S. Adult Figure Skating Championships and the adult sectional championships will consist of the following events:

- A. Adult sectional championships events and U.S. Adult Figure Skating Championships events which require qualification from adult sectional championships: championship masters junior-senior free skate; championship masters intermediate-novice free skate; championship adult gold free skate, championship adult silver free skate, championship masters pairs, championship adult dance;
- B. U.S. Adult Figure Skating Championships events which do not require qualification from adult sectional championships: masters junior-senior free skate, masters intermediate-novice free skate, adult gold free skate, adult silver free skate, adult bronze free skate, masters pairs, adult gold pairs, adult silver pairs, adult bronze pairs, centennial pairs, masters open dance, adult gold dance, adult pre-gold dance, adult silver dance, adult pre-silver dance, adult bronze dance, adult pre-bronze dance, centennial dance, adult gold solo pattern dance, adult pre-gold solo pattern dance, adult silver solo pattern dance, adult pre-silver solo pattern dance, adult bronze solo pattern dance, adult gold solo free dance, adult silver solo free dance, adult bronze solo free dance, masters dramatic performance, masters lyrical pop/character/comedy, adult gold dramatic performance, adult gold lyrical pop/character/comedy, adult silver dramatic performance, adult silver lyrical pop/character/comedy, adult bronze dramatic performance and adult bronze lyrical pop/character/comedy.

2056 U.S. Synchronized and Synchronized Sectional Championships – Events

- A. The U.S. and sectional synchronized skating championships will consist of the following levels: senior, junior, novice, intermediate, juvenile, collegiate, adult and masters.
- B. The synchronized skating sectional championships will consist of the levels set forth in (A) and the following levels: preliminary, pre-juvenile, open juvenile, open collegiate, open adult and open masters.

2060 Qualifying Competitions – Announcements

2061 The rules for qualifying competitions will be those in this rulebook unless stated otherwise in the announcement.

The announcement and entry form for:

- A. The U.S. Figure Skating Championships must be approved by the chair of the Competitions Committee;
- B. The U.S. Synchronized Skating Championships must be approved by the national vice chair of the Synchronized Skating Competitions Subcommittee;
- C. The U.S. Pairs Final, U.S. Ice Dance Final, sectional singles finals, sectional pairs challenges, sectional ice dance challenges, regional singles challenges, and National Qualifying Series events must be approved by the appropriate sectional vice chairs of the Competitions Committee;
- D. Synchronized skating sectional championships must be approved by both the appropriate sectional vice chair and the national vice chair of the Synchronized Skating Competitions Subcommittee.
- E. The U.S. Adult Figure Skating Championships and adult sectional championships must be approved by the national vice chair of the Adult Competitions Subcommittee.

2062 The announcements must be made available as follows:

Competition	Announcement Made Available By
National Qualifying Series	March 15
U.S. Collegiate Figure Skating Championships	May 15
Regional Singles Challenges	July 15
Sectional Ice Dance and Sectional Pairs Challenges	July 15
Sectional Singles Finals	July 15
U.S. Ice Dance Final and U.S. Pairs Final	July 15
U.S. Figure Skating Championships	By the conclusion of sectional singles challenges, U.S. Pairs Challenge and U.S. Dance Challenge
Synchronized Skating Sectional Championships	Aug. 15
U.S. Synchronized Skating Championships	By the conclusion of synchronized skating sectional championships
Adult Sectional Championships	Dec. 15
U.S. Adult Figure Skating Championships	Dec. 15

² Amendments to this rule are effective upon the election of the Board of Directors at the annual 2022 Governing Council meeting.

- 2063** The announcements of the National Qualifying Series and regional singles challenges will contain the date, time and location of qualifying rounds to be held if required. Qualifying rounds may be held no earlier than one week prior to the regional singles challenge at the same rink or rinks at other locations, or as part of the regional singles challenge.
- 2064** A final copy of all announcements will be sent to the chair of the Competitions Committee and to U.S. Figure Skating headquarters.

2100 Qualifying Competitions – Officials

2110 Assignment Restrictions

- 2111** A relative of a competitor will not be permitted to referee, judge, serve on the technical panel or act as an accountant in any competitive event in which the competitor is entered. Persons married or closely related to a competitor or paid coach in figure skating will not be permitted to serve as a referee, judge, technical panel member or an accountant in any event in which the competitor or pupil of the paid coach is entered. Persons will be considered a pupil for 12 months after the last day of receiving coaching.
- 2112** The chief accountant, assistant accountants and technical accountants will not accept appointment for more than one role at a qualifying competition. This rule does not apply to temporary service in the role of either data entry or video replay operator, if requested by the chief referee in coordination with the chief accountant.
- 2113** A judge or technical panel member who, during the preceding 12 months, has skated as a partner of a competitor will not serve as an official in any competitive event in which the partner is entered.
- 2114** A judge, referee, technical panel official or accountant assigned to the U.S. Synchronized Skating Championships or a sectional synchronized skating championship may not compete in any event of said championship.
- 2115** Synchronized team managers are prohibited from serving as a judge, referee, technical panel official or accountant on an event in which their team is competing and may not serve as a judge, referee, technical panel official or accountant on such an event for one year following the termination of their role as team manager.
- A. For the purposes of this rule, a synchronized team manager is a spokesperson for and provides management oversight for a synchronized skating team or teams. Management oversight includes the administrative aspects of conducting business for a team, specifically overseeing and directing the organization and administration of team expenses, travel, accommodations, competition entry forms and rosters, competition and non-competition clothing and all team communications.
- 2116** A judge, referee, technical panel official or accountant invited to serve at a National Qualifying Series event; a regional challenge; a sectional challenge, final or championship; or a U.S. final or championship may not skate as a competitor in any event of said championship except the nonqualifying adult events.
- A. This includes both qualifying and nonqualifying events held at the U.S. Adult Figure Skating Championships (see rules 2055.(A) and 2055.(B)).
- B. A judge, referee, technical panel official or accountant invited to serve at an adult sectional championships (see rule 2055 (A)) may compete in the nonqualifying competition held in conjunction with the same adult sectional championships. A judge, referee, technical panel official or accountant invited to serve at a nonqualifying competition held in conjunction with an adult sectional championships may compete in a championship event (see rule 2055 (A)) at the same adult sectional championships.
- 2117** For qualifying competitions, members of the same family or close relatives may serve as officials in the same event (e.g. intermediate ladies Group A) provided they are not on the same panel (e.g. both on the technical panel or both on the judging panel (referees are considered members of the judging panel)) or serving as the same type of official (e.g. both accountants).
- 2118** (JR 4.06) Private or semi-private trainers of a skater in ballet, gymnastics, ballroom dancing or physical fitness are prohibited from judging or trial judging skaters who are their pupils.

2120 Qualifying Competitions – Officials – All Skating Disciplines

The following officials will be recommended to officiate at U.S. Figure Skating qualifying competitions:

A. Referee

B. Judges

1. Either an odd or even number of judges may be used in events conducted under the IJS. An odd number of judges must be used in events conducted under the 6.0 system.
 - a. U.S. Figure Skating Championships: Minimum of seven and maximum of nine judges;
 - b. U.S. Synchronized Skating Championships: Minimum of seven and maximum of nine judges;
 - c. U.S. Adult Championships: Minimum of seven and maximum of nine judges;
 - d. U.S. Collegiate Championships: Minimum of five and maximum of nine judges;
 - e. Synchronized sectional championships: Minimum of five and maximum of seven judges;
 - f. Adult sectional championships: Minimum of five and maximum of seven judges;
 - g. U.S. Pairs Final, U.S. Ice Dance Final and Sectional Singles Final: Minimum of five and maximum of seven judges;
 - h. Sectional Pairs Challenge, Sectional Ice Dance Challenge and Regional Singles Challenge: Minimum of five and maximum of seven judges;
 - i. National Qualifying Series: In accordance with the National Qualifying Series Local Organizing Committee Handbook.

- C. Technical panel
 - 1. Technical controller
 - 2. Technical specialist
 - 3. Assistant technical specialist
 - 4. Data operator
 - 5. Video replay operator

- D. Accountant to calculate the results using calculation computer program selected by U.S. Figure Skating as the official calculation software.

2130 Qualifying Competitions – Selection of Officials

2131 Levels of Referees and Accountants for Qualifying Competitions

Competition	Chief Referee	Assistant Referees	Ice Dance Referees	Chief Accountant	Assistant Accountants
U.S. Figure Skating Championships	National	National ISU championship singles/pairs judge*	National ISU championship dance judge**	National	National
U.S. Ice Dance Final	National Sectional	National Sectional	National Sectional	National Sectional	National Sectional Regional
U.S. Pairs Final	National Sectional	National Sectional	N/A	National Sectional	National Sectional Regional
Sectional Singles Final	National Sectional	National Sectional	N/A	National Sectional	National Sectional Regional
Sectional Ice Dance Challenge	National Sectional Regional	National Sectional Regional	National Sectional	National Sectional	National Sectional Regional
Sectional Pairs Challenge	National Sectional Regional	National Sectional Regional	N/A	National Sectional	National Sectional Regional
Regional Singles Challenge	National Sectional Regional	National Sectional Regional	N/A	National Sectional	National Sectional Regional
National Qualifying Series (NQS)	In accordance with NQS Local Organizing Committee Handbook	In accordance with NQS Local Organizing Committee Handbook	In accordance with NQS Local Organizing Committee Handbook	In accordance with NQS Local Organizing Committee Handbook	In accordance with NQS Local Organizing Committee Handbook
U.S. Collegiate Figure Skating Championships	National <u>Sectional</u>	National <u>Sectional</u>	National <u>Sectional</u>	National <u>Sectional</u>	National <u>Sectional</u>
U.S. Adult Figure Skating Championships	National Sectional	National Sectional	National Sectional	National Sectional	National Sectional
Adult Sectional Championships (qualifying and nonqualifying events)	National Sectional Regional	National Sectional Regional	National Sectional	National Sectional Regional	National Sectional Regional
U.S. Synchronized Skating Championships	National SYS	National SYS ISU championship SYS judge***	N/A	National	National
Synchronized Skating Sectional Championships	National SYS Sectional SYS	National SYS Sectional SYS	N/A	National Sectional	National Sectional Regional

*Must also be an ISU championship singles/pairs referee, an international singles/pairs referee or a candidate for international singles/pairs referee (see rule SCR 3.05)

**Must also be an ISU championship dance referee, an international dance referee or a candidate for international dance referee (see rule SCR 3.05)

***Must also be an ISU championship synchronized skating referee, an international synchronized skating referee or a candidate for international synchronized skating referee (see rule SCR 3.05)

In all qualifying synchronized competitions, in addition to the referee, there will be an assistant ice-level referee for each event. The assistant ice-level referee will be rink side during the skating events to monitor the ice conditions for the safety of the skaters.

2132 Levels of Judges for Qualifying Competitions

Competition	Judge – Singles/Pairs (S/P) Events	Judge – Ice Dance Events	Judge – Synchronized (SYS) Events
U.S. Figure Skating Championships	National S/P	National Dance	N/A
U.S. Ice Dance Final	N/A	National Dance	N/A
U.S. Pairs Final	National S/P	N/A	N/A
Sectional Singles Final	National S/P Sectional S/P	N/A	N/A
Sectional Ice Dance Challenge	N/A	National Dance Sectional Dance Novice Sectional Dance* *Novice and lower events only	N/A
Sectional Pairs Challenge	National S/P Sectional S/P	N/A	N/A
Regional Singles Challenge	National S/P Sectional S/P Regional S/P	N/A	N/A
National Qualifying Series (NQS)	In accordance with NQS Local Organizing Committee Handbook	In accordance with NQS Local Organizing Committee Handbook	N/A
U.S. Collegiate Figure Skating Championships	National S/P Sectional S/P	National Dance Sectional Dance	N/A
U.S. Adult Figure Skating Championships	National S/P Sectional S/P	National Dance Sectional Dance	N/A
Adult Sectional Championships (qualifying events**)	National S/P Sectional S/P Regional S/P	National Dance Sectional Dance Novice Sectional Dance	N/A
U.S. Synchronized Skating Championships	N/A	N/A	National SYS
Synchronized Skating Sectional Championships	N/A	N/A	National SYS Sectional SYS
**Judges for nonqualifying events at adult sectional championships may be any judge qualified to judge any nonqualifying competition and will be selected by the LOC and approved by the appropriate sectional vice chair of the Competitions Committee Note: For all synchronized skating competitions, the judges should be positioned near the center of the ice surface and sufficiently above the ice surface as to afford the best possible position to observe the performance.			

2133 Levels of Technical Panel Officials for Competitions

Competition	TC/TS – Singles (S) Events	TC/TS – Pairs (P) Events	TC/TS – Ice Dance (D) Events	TC/TS – Synchronized (SYS) Events	Data Operators
U.S. Figure Skating Championships	National (S)	National (P)	National (D)	N/A	National (S/P/D)
U.S. Ice Dance Final	N/A	N/A	<u>National (D)</u>	N/A	National (S/P/D) Qualifying (S/P/D)
U.S. Pairs Final	N/A	<u>National (P)</u>	N/A	N/A	National (S/P/D) Qualifying (S/P/D)
Sectional Singles Final	National (S) Sectional (S)	N/A	N/A	N/A	National (S/P/D) Qualifying (S/P/D)
Sectional Ice Dance Challenge	N/A	N/A	National (D) Sectional (D)	N/A	National (S/P/D) Qualifying (S/P/D)
Sectional Pairs Challenge	N/A	National (P) Sectional (P)	N/A	N/A	National (S/P/D) Qualifying (S/P/D)
Regional Singles Challenge	National (S) Sectional (S) Regional (S)	N/A	N/A	N/A	National (S/P/D) Qualifying (S/P/D)
National Qualifying Series (NQS)	In accordance with NQS Local Organizing Committee Handbook	In accordance with NQS Local Organizing Committee Handbook	In accordance with NQS Local Organizing Committee Handbook	N/A	In accordance with NQS Local Organizing Committee Handbook
U.S. Collegiate Figure Skating Championships	National (S) Sectional (S)	National (P) Sectional (P)	National (D) Sectional (D)	N/A	National (S/P/D) Qualifying (S/P/D)
U.S. Adult Figure Skating Championships	National (S) Sectional (S)	National (P) Sectional (P) Nonqualifying (P)	National (D) Sectional (D) Nonqualifying (D)	N/A	National (S/P/D) Qualifying (S/P/D)
Adult Sectional Championships (qualifying and nonqualifying events)	National (S) Sectional (S) Regional (S)	N/A	N/A	N/A	National (S/P/D) Qualifying (S/P/D)
U.S. Synchronized Skating Championships	N/A	N/A	N/A	National (SYS)	National (SYS)
Synchronized Skating Sectional Championships	N/A	N/A	N/A	National (SYS) Sectional (SYS)	National (SYS) Qualifying (SYS)
Nonqualifying Competitions	Any level appointment (S)	Any level appointment (P)	Any level appointment (D)	Any level appointment (SYS)	Any level of appointed Data Operator (S/P/D) for singles, pairs and dance events
	Nonqualifying-level-and-above technical controllers may serve as assistant technical specialists at all nonqualifying competitions in the discipline(s) in which they are certified.				Any level of appointed Data Operator (SYS) for SYS events

2134 Additional Requirements for Technical Panel Officials

All technical panel officials serving in a qualifying competition must meet the following requirements:

- A.** If serving in a qualifying competition as a technical controller or technical specialist:
 - 1. Must be retired as an active competitor for at least one year if serving in a singles event;
 - 2. Must be retired as an active competitor for at least one year if serving in a pairs or ice dance event, except in extraordinary circumstances and subject to the approval of the national vice chair of the Technical Panel Management Subcommittee, the chair of the Competitions Committee and the chair of the Domestic Officials Recruitment and Management Committee;
 - 3. Must be retired as an active competitor for at least one year from the level in which the controller or specialist is serving, if serving in a synchronized skating event.
 - 4. Active adult competitors holding appointments as U.S. Figure Skating technical controllers or specialists may serve in qualifying competitions that are not adult competitions.
- B.** If serving in a qualifying competition as a data operator or video replay operator:
 - 1. Must be retired as an active competitor.
 - 2. Active adult competitors holding appointments as U.S. Figure Skating data operators may serve in qualifying competitions that are not adult competitions.

2135 Foreign/Guest Officials

A guest judge/referee or a guest technical panel official will be eligible to serve on one or more events of a qualifying competition (see rule 1022) upon satisfying the following qualifications and consent procedures:

- A.** A guest judge/referee must be an eligible person and recognized as a qualified judge/referee of their ISU member association. The judge/referee need not be a U.S. Figure Skating member nor a citizen of the United States.
- B.** A guest technical panel official must be either on the current ISU list of technical panel officials, ISU certified or certified as a technical panel official by a member federation of the ISU. The guest technical panel official need not be a U.S. Figure Skating member nor a citizen of the United States.
- C.** For U.S. championships (figure skating, synchronized skating, collegiate or adult), a guest judge/referee or technical panel official may be selected with the unanimous consent of the president, Competitions Committee chair and the Domestic Selections Committee chair. For all other qualifying competitions, the official may be selected with the unanimous consent of the Competitions Committee chair and Domestic Selections Committee chair.

2140 Information to be Provided to Officials

The local organizing committee will send, to all of the officials who will be participating at their competition, the name and telephone number of the hotel where the officials will be staying and the name and telephone number of the facility where the competition will be held.

2150 Reimbursement of Officials

All authorized officials will submit their expense accounts to the local organizing committee on the U.S. Figure Skating Expense Report Forms in accordance with the current, approved U.S. Figure Skating Travel and Expense Policy, available on the Members Only site. Expenses may not exceed the limitations imposed by the current, approved U.S. Figure Skating Travel and Expense Policy. Reimbursement to authorized officials must be made as soon as possible but no later than 14 days (30 days for U.S. Figure Skating Championships) following the submission of their expense form to the hosting organization.

2160 Trial Judges

2161 Trial judges who have been approved in accordance with rule section DOR 4.30 and who have not been assigned as an official of the competition may be charged reasonable fees by the host organization to cover administrative costs.

- A.** No administrative fees may be charged for the U.S. Figure Skating Championships, U.S. Synchronized Skating Championships or U.S. Collegiate Figure Skating Championships.
- B.** Such administrative fees may not exceed \$30 total for any other qualifying competition as defined in rule 1022 or nonqualifying competition approved for trial judging.

2162 Such trial judges may also be charged reasonable fees by the host organization to cover the cost of meals if meals are provided.

- A.** Such fees may not exceed the lesser of the actual cost of the meals provided or the daily per diem amount specified in the current, approved U.S. Figure Skating Travel and Expense Policy, available on the Members Only site.
- B.** Each trial judge must be given the option to decline the meals, not pay the fee and eat elsewhere during the competition.

2163 If a trial judge is also an official judge at the competition, no fees may be charged.

2200 Qualifying Competitions – Eligibility and Membership

2210 Eligibility and Membership Requirements – Singles, Pairs and Ice Dance

2211 Qualifying competitions as defined in rule 1022 are only open to eligible persons who are citizens of the United States, or non-U.S. citizens who have complied with the provisions of rule section 2240. Such persons must also be:

- A.** Members of collegiate clubs;
- B.** Individual members; or
- C.** Members of U.S. Figure Skating member clubs.
 - 1. The home club designated by competitors when they register for a qualifying competition remains their home club for the duration of the current competitive season. The designated home club will be that set forth in rule MR 10.01.

2212 Additional Eligibility – U.S. Adult Figure Skating Championships

For the U.S. Adult Figure Skating Championships, events are open to eligible or reinstated persons. Non-championship (open, nonqualifying) events are open to all legal residents of the United States who meet all other qualifications (test, age, membership).

2213 Additional Eligibility – U.S. Collegiate Figure Skating Championships

Eligibility to compete in the U.S. Collegiate Figure Skating Championships will be in accordance with rule 2211 subject to the following college attendance requirements:

- A. Singles events: Competitors will be qualified to compete by providing written proof of having a high school diploma or an equivalency certificate in addition to one of the following:
 - 1. Written proof of being enrolled full-time in a college or university degree program for the upcoming semester/quarter;
 - 2. Written proof of graduating from a college or university between March 1 and July 31 of the current calendar year; or
 - 3. Written proof of being currently admitted to a full-time college or university degree program for the upcoming semester/quarter.
- B. Ice dance and pair events: Competitors will be qualified to compete by providing written proof of both partners having a high school diploma or an equivalency certificate in addition to one of the following:
 - 1. Written proof of being enrolled a minimum of half-time in a college or university degree program;
 - 2. Written proof of having been enrolled in such a program the previous academic year; or
 - 3. Written proof of being admitted a minimum of a half-time to college or university degree program for the coming academic year.

If only one partner is so enrolled, a request for an exception to subparagraphs 1, 2 and 3 must be forwarded with the entry form, to the chair of the Competitions Committee, no later than the closing date for entries, for a determination of eligibility.

2220 Eligibility and Membership Requirements – Synchronized Skating

2221 No synchronized team is eligible to enter any qualifying synchronized skating competition without a registration for the current skating year (see rule MR 40.02). The registration number will be required on all competition entry forms.

2222 All participants must be eligible persons or reinstated persons and registered skaters. See Eligibility Rules. If a team represents a club, all team members must be members of the club the team represents, but it is not necessary for it to be their home club.

2223 Collegiate team level eligibility requirements:

Any team that meets the requirements in rule 9490 may compete in the collegiate level provided that the following additional requirements have been met:

- A. Be sponsored by a college or university that is a collegiate club, or by a full member club, or be a registered independent team of U.S. Figure Skating per rule MR 40.02 (C)(2);
- B. If affiliated with a single college or university, incorporate the sponsoring college or university's name into the team name so that it is clear which academic institution (university skating club) the team represents;
- C. If affiliated with multiple colleges or universities or a registered independent team, select a team name that reflects the collegiate nature of the team.

2230 Eligibility of U.S. Citizen Returning From Competing for Another ISU Member

2231 In order to compete at a U.S. Figure Skating qualifying competition after having represented a foreign federation at any level of skating competition, an applicant must complete the "Returning U.S. Citizen Application to Compete" (available on the Members Only site), submit it to the chair of the Competitions Committee at least seven calendar days before the closing date for entries as provided in rule 2401 and include:

- A. Written proof that applicant has resided in the United States for one year or has a valid U.S. passport;
- B. A copy of the applicant's domestic and international competitive record in its entirety; and
- C. Proof that the applicant is a current member of U.S. Figure Skating.

2232 A skater may not compete in U.S. Figure Skating qualifying competitions and the qualifying competitions of another federation or represent another federation in an ISU event in the same competition season. If a skater enters a qualifying competition or ISU event for another federation while registered for a U.S. Figure Skating qualifying competition, the skater will be considered withdrawn from the U.S. Figure Skating qualifying competition. If the skater has already completed the qualifying season for U.S. Figure Skating, the skater's results will be forfeited.

2240 Eligibility of Non-U.S. Citizens to Compete in U.S. Figure Skating Qualifying Competitions

2241 Non-U.S. citizens who are members in good standing of U.S. Figure Skating and have never represented a foreign federation at any level of skating competition may enter U.S. Figure Skating qualifying competitions if qualified by test level. It is not necessary to complete the "Non-U.S. Citizen Application to Compete".

2242 Non-U.S. citizens who are members in good standing of U.S. Figure Skating and have represented a foreign federation at any level of skating competition will apply to the chair of the Competitions Committee by submitting a "Non-U.S. Citizen Application to Compete". This form is available on the Members Only site.

- A. Singles skaters must have resided in the United States and cannot have competed for a foreign federation for one year preceding the date of the first competition the skater wishes to enter.
- B. In the case of pair or ice dance couples, one partner of the couple must be a citizen of the United States or have resided in the United States for at least one year.

1. Siblings who are skating together as a couple, both of whom are under age 18, are excluded from the requirement that one partner be a U.S. citizen or have resided in the United States for at least one year as long as all other requirements of rules 2240 through 2247 are met.
- C. A non-U.S. citizen may compete for a U.S. synchronized skating team provided that:
 1. The skater has not represented a foreign federation in the course of the same membership year (July 1 through June 30);
 2. At least 75 percent of the team members are citizens of the United States.

2243 The application and supporting documentation, including competitive history and a copy of the applicant's valid passport from the country of citizenship, must be submitted in English no later than seven days before the closing date for entries for the competition the skater is seeking to enter.

A. Non-U.S. citizens wishing to compete in any qualifying (championship) events at an adult sectional or the U.S. Adult Figure Skating Championships who have competed internationally for another national skating federation must apply to the chair of the Competitions Committee as stated above. Such skaters do not need a release from the previous federation.

2244 In order to qualify for the level of competition, the applicant must have passed the necessary skating tests before the closing date for entries established in rule 2401. The chair of the Competitions Committee will determine what tests are to be taken, and may elect to waive all or part of this requirement.

2245 Any misrepresentation or omission of a material fact on the application, the entry form or on any documents provided will subject the applicant to discipline as specified in the U.S. Figure Skating rulebook. For purposes of this rule, a material fact is a fact which, if it were properly disclosed, would result in an application being denied and an entry rejected.

2246 All non-U.S. citizens who have at any time skated in a U.S. Figure Skating qualifying competition and subsequently represented a foreign federation at any level of skating competition will not be eligible to compete in a U.S. Figure Skating qualifying competition unless they reapply for permission to compete as provided for under the provisions of this rule section 2240.

A. A skater may not compete in U.S. Figure Skating qualifying competitions and the qualifying competitions of another federation or represent another federation in an ISU event in the same competition season. If a skater enters a qualifying competition or ISU event for another federation while registered for a U.S. Figure Skating qualifying competition, the skater will be considered withdrawn from the U.S. Figure Skating qualifying competition. If the skater has already completed the qualifying season for U.S. Figure Skating, the skater's results will be forfeited.

2247 For singles, pairs and ice dance events, non-U.S. citizens who have competed internationally for another country must compete in the U.S. at the same level, unless they apply for and receive permission to begin competing one level lower than the level at which they competed for the other country. Applications should be sent as follows:

- A. For singles events: Apply jointly to the chairs of the Competitions and Singles Development and Technical Committees.
- B. For pairs events: Apply jointly to the chairs of the Competitions and Pairs Development and Technical Committees.
- C. For ice dance events: Apply jointly to the chairs of the Competitions and Dance Development and Technical Committees.

2300 Qualifying Competitions – Exhibitions

Competitors entered in a sanctioned competition may skate exhibitions during that competition if asked to do so by the host club.

2400 Qualifying Competitions – Entries

2401 Entry for singles, pairs, ice dance and synchronized skating for qualifying competitions must be submitted to U.S. Figure Skating headquarters by the closing date for entries using the online registration method. No paper entries are accepted. NO LATE ENTRIES WILL BE ACCEPTED.

Competition	Deadline (Closing Date for Entries)
National Qualifying Series	See National Qualifying Series Athlete Handbook
U.S. Collegiate Figure Skating Championships	June 15
Qualifying Regional Singles Challenges	Sept. 1
Qualifying Sectional Pairs Challenges	Sept. 1
Qualifying Sectional Ice Dance Challenges	Sept. 1
Qualifying Synchronized Skating Sectional Championships	Oct. 1
Adult Sectional Championships	Feb. 1
U.S. Adult Figure Skating Championships	Feb. 1

Note: Deadline for meeting test requirements is at the "closing date for entries".

- A. The online registration is accessed using the Members Only site. No Sunday or legal holiday "following business day" practice will be applied.
- B. All skaters/teams entries must include the appropriate entry fee and an administrative fee. Once entries have closed, entry fees are only refundable if the competition is not held. Administrative fees are not refundable.
 1. The entry fees for the National Qualifying Series, and all regional challenges, sectional challenges and finals, U.S. finals, synchronized sectional championships, adult sectional championships, the U.S. Collegiate Figure Skating Championships and the U.S. Adult Figure Skating Championships are determined by the chair of the Competitions

Committee, in consultation with the sectional vice chairs, and approved by the Board of Directors. No entry fee will be charged for the U.S. Figure Skating Championships or the U.S. Synchronized Skating Championships.

- a. The entry fees for the National Qualifying Series will be a fee to enter the series as a whole. Entry fees for individual competitions will be set by and paid directly to host competitions.
 2. Entries in qualifying competitions will not be accepted from entrants who have obligations that are unpaid from prior qualifying competitions.
 3. If an adult competitor enters a nonqualifying event at the U.S. Adult Figure Skating Championships and qualifies through the adult sectional championships to skate in the corresponding championship event, they will have the option to withdraw from the nonqualifying event and receive a refund. Such withdrawal must occur within seven days of qualification at the adult sectional championship, or within seven days of being notified of qualification due to alternate status and withdrawal of a previously qualified skater.
 - C. If competing in an IJS event, each skater, pair, couple or team will submit a planned program content sheet (PPCS) for each segment of their competitive event indicating the elements planned for the program, listed in the order to be skated.
 - D. Once entered, all withdrawals are considered final, and a skater/team may not reenter the qualifying competition system for the season even if it is before the closing date for entries. However, if a new pair or ice dance team is formed by either member of a withdrawn team before the closing date for entries, then this new team may enter.
 - E. When nonqualifying competitions are held in conjunction with qualifying competitions, entries for the nonqualifying portion of the competition are due to the appropriate local organizing committee on or before the mandated closing date for entries for the qualifying competition.
 - F. The National Qualifying Series Athlete Handbook will document the official rules and procedures for athletes. This document will be submitted to the Board of Directors for their approval annually, no later than Feb. 1. It will be published annually on the Members Only site, no later than March 15, in conjunction with the official list of National Qualifying Series events.
- 2402** Postponement of the competition will extend the time of closing entries to a date to be fixed by the local organizing committee, and notice thereof will be given to all entrants. Entries already made may be withdrawn before the postponed date of closing entries.
- 2403** Entries of competitors who are members of clubs must be approved by the appropriate club officials. Headquarters will send to each member club a list of their registered competitors. It is the responsibility of each member club to verify the eligibility of each entrant and to inform headquarters if any competitor does not qualify.
- 2404** Individual members must certify that they are eligible persons, qualified for said events when they enter the qualifying competition.
- 2405** Competitors:
- A. May enter different kinds of events (i.e. singles, pairs or ice dance) in different levels (i.e. senior, junior) but may not enter the same kind of event in different levels in the same competition. For example, a skater may enter junior pairs and senior free skate, but they may not enter both junior and senior pairs.
 - B. May enter, if an adult competitor:
 1. Only one championship event per discipline regardless of eligibility by test requirements; and
 2. A maximum of four events at the U.S. Adult Figure Skating Championships.
 - a. If entering more than one event, each event entered must be in a different category (i.e. free skate, partnered dance, solo dance, dramatic performance, lyrical pop/character/comedy, etc.) with the exception that a competitor who qualifies for a championship event through the adult sectional championships may also enter the corresponding nonqualifying event in the same category. However, if qualifying for a championship event puts the competitor over the four-event limit, the competitor will have to withdraw from one event of the competitor's choosing. The subsequent event entry fee for that one event, and only that one event, will be refunded. Administrative fees are not refundable.
 - C. May not enter a championship event at an adult-track qualifying competition (adult sectionals/U.S. Adult Figure Skating Championships) and a qualifying event at a standard-track qualifying competition (regional challenge/sectional challenge/sectional final/ U.S. final/U.S. Championships) in the same kind of event (i.e. free skate, ice dance) in the same competition season. For example, a skater may not enter novice men's free skate at a standard-track qualifying competition and championship masters intermediate-novice men's free skate at an adult-track qualifying competition in the same season. However, a skater may enter novice men's free skate at a standard-track qualifying competition and masters intermediate-novice men's free skate (not a championship event) or championship masters pairs (different category) at an adult-track qualifying competition in the same season.
 - D. Must state whether or not they will skate in their event(s) if there are four or fewer entries in their region or 12 or fewer entries in their section for singles events; five or fewer entries in their section or 15 or fewer entries nationwide for pairs or ice dance events; or four or fewer entries in their section or 12 or fewer entries nationwide for adult events; or two or fewer entries in their section for synchronized skating events. The statement is binding.
 - E. Must state whether or not they will skate in their event(s) if they qualify to compete in a sectional singles final, U.S. Pairs Final or U.S. Ice Dance Final by virtue of their placement in the National Qualifying Series. The statement is binding.

2410 Determining a Skater's/Team's Competitive Region

2411 For the purpose of competing in qualifying competitions as defined in rule 1022, a skater's/team's competitive region and section are determined as follows:

- A. For singles events, the region and section are determined by:
 - 1. The location of the skater's home club; or
 - 2. If an individual member residing in the United States, the location of the skater's legal residence; or
 - 3. If an individual member residing outside the United States, the location of the region whose boundary is nearest to the city of the skater's legal residence
- B. For pairs and ice dance, either team member's competitive region and section, as defined in paragraph (A) of this rule 2411, may be chosen.

2412 Skaters Competing in Multiple Events in Challenges, Finals and Adult Sectional Championships

- A. If a skater is entering a regional singles challenge in addition to a sectional pairs challenge or sectional ice dance challenge, said skater will enter a regional challenge according to rule 2411 but may compete in the regional challenge where the concurrent partnered event is being held if it is in a different location.
- B. If a skater qualifies to compete in a sectional singles final and the U.S. Pairs Final or U.S. Ice Dance Final, said skater may compete in the sectional singles final where the concurrent partnered event is being held.
- C. If a skater is entering a singles event at an adult sectional championship in addition to a pairs/dance event at an adult sectional championship, said skater will enter an adult sectional championships according to rule 2411, but may compete in a qualifying singles event at the adult sectional championship where their partnered event is being held.

2413 Legal Residence

Under Colorado law, legal residence is defined as the principal or primary home or place of abode of a person. A principal or primary home or place of abode is that home or place in which a person's habitation is fixed and to which that person, whenever absent, has the present intention of returning after a departure or absence, regardless of the duration of the absence. A residence is a permanent building or part of a building and may include a house, condo, apartment, room in a house or mobile home. The legal residence of a minor under Colorado law is the principal or primary home or place of abode of the parent or legal guardian of the minor. The following circumstances may be taken into consideration in determining the principal or primary place of abode of a person:

- A. Current driver's license
- B. Employment and business pursuits
- C. Residence for income or other tax purposes
- D. Motor vehicle registration
- E. Ownership of personal and real property
- F. Other public records evidencing place of abode

2420 Test Qualifications – Qualifying Competitions

2421 For the National Qualifying Series, athletes may "skate up" and enter a higher level than their current test level; however, in order to compete in the regional singles challenge and/or the sectional singles final, athletes must have passed the appropriate test per rule 2422.

2422 Test qualifications as of the closing date for entries for qualifying competitions (see rule 1022) will determine eligibility for all succeeding qualifying competitions (sectional, final, U.S. championships) during the same skating year.

- A. However, novice singles competitors who qualify to compete at the U.S. Figure Skating Championships in a junior event under rule 2510 (B) may "skate up" at the U.S. Figure Skating Championships without passing their junior free skate test.

2423 Provisional entries based on an entrant passing a test after a closing date will not be accepted.

2424 Competitors who pass a free skate test, a pair test or an ice dance test after the closing date for entries, at a level higher than the tests specified for entry in that level's test requirements, will be disqualified from that season's qualifying competitions.

- A. However, competitors entered in the U.S. Collegiate Figure Skating Championships who pass a test after the closing date for entries for that competition, at a level higher than the tests specified for entry in that level's test requirements, will still be allowed to compete in the level at which they entered.

2430 Previous Winners – Qualifying Competitions

2431 Previous Winners at the U.S. Figure Skating Championships

- A. Winners of junior singles events at the U.S. Figure Skating Championships may compete at the same level the following season; however, if they choose to do so, they must bypass their regional singles challenge and begin competing at their sectional singles final. Prior year (singles) winners moving up one or more levels must begin competing in the National Qualifying Series or their regional singles challenge.
- B. Winners of junior pairs or ice dance events at the U.S. Figure Skating Championships may compete at the same level the following season, but must bypass their sectional challenge and begin at their U.S. final.
- C. Either partner of a pair or ice dance team may re-enter the same level with a different partner, if otherwise eligible, but would begin competing in the National Qualifying Series or their sectional challenge.

2432 Previous Winners at a Sectional Singles Final, U.S. Pairs Final or U.S. Ice Dance Final

- A. Winners of senior singles events at a sectional singles final may bypass the regional singles challenge the following season and begin competing at their sectional singles final; however, if they choose to compete at a regional singles challenge, they must place in the top four in order to advance to their sectional singles final.

- B. Winners of juvenile, intermediate, novice or junior singles events at a sectional singles final must compete at a regional singles challenge again to qualify for the sectional singles final, unless otherwise qualified under rule 2471.
- C. Winners of juvenile through junior pairs or dance events at a U.S. Pairs Final or U.S. Ice Dance Final must compete at a sectional pairs or dance challenge again to qualify for the U.S. Pairs Final or U.S. Ice Dance Final, unless otherwise qualified under rule 2471.

2433 Previous Winners of the National Qualifying Series, or at a Regional Singles Challenge or a Sectional Pairs or Dance Challenge

- A. Winners of juvenile, intermediate, novice, junior or senior singles events at the National Qualifying Series or a regional singles challenge must compete at a regional singles challenge again to qualify for the sectional singles final, unless otherwise qualified under rule 2471.
- B. Winners of juvenile, intermediate, novice, junior or senior pairs or dance events at the National Qualifying Series or a sectional pairs or dance challenge must compete at a sectional pairs or dance challenge again to qualify for the U.S. Pairs Final or U.S. Ice Dance Final, unless otherwise qualified under rule 2471.

2434 Previous Winners at the U.S. Adult Figure Skating Championships

Dance teams who have previously won a gold medal in the adult pre-bronze dance event (rule 8590) at the U.S. Adult Figure Skating Championships may not enter the adult pre-bronze dance event again as a team; however, either partner may re-enter the event with a different partner, if otherwise eligible.

2440 Qualifying Competitions – Number of Competitors

2441 For adult-track and standard-track qualifying competitions, except National Qualifying Series events (see rule 1022), an event will be held if at least one eligible competitor/team enters.

- A. The number of competitors entered in an event is determined at the closing date for entries as defined in rule section 2401. The event will be held regardless of any subsequent withdrawals, as long as at least one competitor/team wants to skate. Refer to rule 2405 (D).
- B. This will not affect the eligibility of the competitors to advance to the next higher competition.
- C. For National Qualifying Series Events, rule 3055 applies.

2450 Reports from U.S. Figure Skating headquarters

2451 As soon as possible after the closing date for entries, U.S. Figure Skating headquarters staff must notify the sectional vice chair of the Competitions Committee, the chief referee, the chief accountant and the local organizing committee of the events at a regional singles challenge that exceed 24 entrants.

2452 As soon as possible thereafter, U.S. Figure Skating headquarters staff will send each of the people outlined in rule 2451 the names of the competitors in all events held at the championship, together with complete information on each competitor, which includes complete address, telephone number, coaches' names, partner's name, etc.

2453 In any competition in which competitors qualify for a higher competition, U.S. Figure Skating headquarters will forward, within 48 hours, a copy of the final placements to the sectional vice chair of the Competitions Committee for the section in which the higher competition is to be held.

2454 The complete final results of all qualifying competitions and ISU competitions involving the United States Team will be promptly posted online and published in SKATING magazine.

2460 Qualifying Rounds and Seeding – National Qualifying Series and Regional Singles Challenges

2461 Event Parameters – National Qualifying Series (singles):

- A. When there are 24 or fewer entries in any event at a National Qualifying Series competition, skaters will compete as one group.
- B. When there are more than 24 entries, competitors will be divided into groups.
 1. Each group will be composed of programs as follows:
 - a. Juvenile singles: free skate only.
 - b. Intermediate, novice, junior and senior singles: short program and free skate.
 2. The chief referee, with the approval of the chair of the Competitions Committee, has the authority to adjust group sizes to meet the logistical needs of any event(s) at a National Qualifying Series competition. Any modifications will be balanced in such a way as to ensure fairness to all skaters in the event.
 3. Groups will be seeded in the same manner as qualifying rounds of a regional singles challenge (see rule 2463).
- C. For the National Qualifying Series, competitors will not advance to a championship round from their groups. The total score achieved from their group will be their final score for the event.

2462 Event Parameters – Regional Singles Challenges:

- A. When there are 24 or fewer entries in any event at a regional singles challenge, qualifying rounds will not be held. Competitors proceed directly to the championship round.
- B. When there are more than 24 entries in any event at a regional singles challenge, qualifying rounds will be held. Competitors will be divided into groups in accordance with rule 2467 (see also rule 2468).
 1. The chief referee, with the approval of the chair of the Competitions Committee, has the authority to adjust group sizes to meet the logistical needs of any event(s) at a regional singles challenge. Any modifications will be balanced in such a way as to ensure fairness to all skaters in the event. Notification procedures as outlined in rule 2466 will be followed.

- 2463** As soon as possible after the closing date for entries, the chief referee will establish the qualifying groups for those events with more than 24 competitors and a tentative schedule of competition and practice ice times.
- 2464** Competitors in qualifying rounds will be seeded from the previous year's qualifying competition final placements for the comparable event. Qualifying round results will not be used. Zigzag seeding will be used as follows:
- By final placement in the event of the same level first at U.S. Figure Skating Championships (applies to junior and senior events only), then sectional singles final, then regional singles challenge, then the National Qualifying Series;
 - Skaters who are tied at the same qualifying tier (sectional or regional) will be selected by random assignment or draw.
 - For intermediate, novice, junior and senior, by final placement in the event of the next lower level first at U.S. Figure Skating Championships (applies to senior events only), then sectional singles final, then regional singles challenge, then the National Qualifying Series;
 - Skaters who are tied at the same qualifying tier (sectional or regional) will be selected by random assignment or draw.
 - By random assignment or draw among those having no previous placement in the event of the same level;
 - By random assignment or draw among those having no previous placement in the event of the next lower level and for those moving up more than one competition level, regardless of previous placement (i.e. all remaining competitors).

2465 Seeding is the joint responsibility of the chief referee and the chief accountant of the competition.

2466 Notification:

- Promptly after the chief referee establishes the qualifying groups and a tentative schedule of competition and practice ice times, all competitors will be notified of the time(s) of their practice(s), the qualifying group to which they have been assigned (if applicable) and their tentative competition time(s). The complete roster for each event and/or qualifying round will be posted on the local organizing committee website.
- Any skaters who are added to an event due to unforeseen circumstances will be added to one of the groups (which group will be at the discretion of the chief referee) up to 48 hours before the start of the first qualifying group in that event. No reseeding or reassignments between groups will be made after the competitors are notified of their qualifying groups.
- Posting of the starting order must be at the arena or on the local organizing committee website.
- The official schedule of events will be posted at the competition.

2467 When there are more than 24 entries in any event at a regional singles challenge, the number of qualifying round groups as well as the total number of skaters advancing to the championship round are shown in the following chart:

Note: The actual number of skaters in the championship round (CR) may increase if there are ties.

Entries	Qualifying Round (QR)			Championship Round (CR)
	Number of Groups	Number Advancing/Group	Additional Number Advancing by Score	Total Number Advancing
25-36	2	4	+4 next highest scores	12
37-54	3	4	+4 next highest scores	16
55-72	4	4	+4 next highest scores	20
73-90	5	4	+4 next highest scores	24
91-144	6	4	+4 next highest scores	28
145-196	7	4	+4 next highest scores	32

*The number of skaters in the championship round will be increased by the total number of competitors with a bye who choose to compete at their regional singles challenge in accordance with rule 2471 (G) (1).

2468 Qualifying and championship rounds will consist of the following programs:

- For 25–196 entrants at a regional singles challenge, there will be a qualifying round that will consist of free skate only.
- For 25–196 entrants at a regional singles challenge, there will be a championship round consisting of:
 - Juvenile singles: free skate only.
 - Intermediate, novice, junior and senior singles: short program and free skate.

2469 Factoring Rules:

- Scores from qualifying rounds will not be factored and will not be used to determine final placements.
- For multi-segment championship rounds: The scores from each segment will be combined to determine the overall results.

Note: The factors to be used are posted on the Members Only site, under the “Accounting Central” link.

2470 **Qualifying for a Sectional Singles Final, U.S. Pairs Final and U.S. Ice Dance Final**

To qualify for a sectional singles final, U.S. Pairs Final or U.S. Ice Dance Final, all competitors must be entered to compete in a regional singles challenge, sectional pairs challenge or sectional ice dance challenge, respectively, through the online registration process as described in rule 2401 by the deadline of Sept. 1. Failure to do so will result in the competitor(s) not being entered nor allowed to compete at these competitions for the current season.

2471 Singles competitors qualify for the sectional singles final by:

- Placing in the top six of athletes in their section, in their level, at the National Qualifying Series;
- Placing in the top four at a regional singles challenge;
- For junior or senior events, any member of the United States Figure Skating Team, defined in rule ICR 3.05, who has been assigned to an international competition at the junior or senior level, and competes in that event; regardless of whether it conflicts with their regional challenge;

- D. Having four or fewer entries in their event at a regional singles challenge or having 12 or fewer entries in their event in all regional singles challenges within their section (see rule 2472);
 - E. Having won the U.S. Figure Skating Championships at the junior level in the previous season, if competing at the junior level this season;
 - F. Having won the sectional singles final at the senior level the previous season;
 - G. Competitors qualifying under this rule 2471 (A), or (C) through (F) have the choice to compete at their regional singles challenge but do not lose their bye to the sectional singles final, regardless of placement, nor displace a skater who would have placed in the top four at the regional singles challenge if said skater had not competed.
 - 1. Competitors qualifying under rule 2471 (A), or (C) through (F) who choose to compete at a regional singles challenge will be advanced directly to the championship round.
- 2472 Four/12 or Fewer Rule:** Singles competitors at a regional challenge may progress directly to their sectional final if, at the closing date for entries, there are four or fewer competitors in their event within their region or 12 or fewer competitors in their event within all regions in their section combined. The chair of the Competitions Committee may also invoke this rule after the closing date for entries if international byes and/or withdrawals reduce an event to four or fewer competitors.
- A. **Fill-Up Rule:** Additional competitors from the same event in other regions of the same section will be permitted to enter in order to bring the number of competitors qualifying through the regional challenge events up to a maximum of 12 (or more, if ties make it necessary). These additional competitors will be selected in the order of their placement. Should this result in two or more competitors qualifying for one additional place, all will be included, even if this causes the total number of competitors in the event to exceed 12, qualifying through the regional challenge events.
- 2473** Pairs competitors qualify for the U.S. Pairs Final by:
- A. Placing in the top three, of all teams nationwide, in their level, at the National Qualifying Series;
 - B. Placing in the top five at a sectional pairs challenge;
 - C. For junior or senior events, any member of the United States Figure Skating Team, defined in rule ICR 3.05, that has been assigned to an international competition at the junior or senior level, and competes in that event; regardless of whether it conflicts with their sectional challenge;
 - D. For junior and senior events, having five or fewer entries in their event at a sectional pairs challenge, or having 15 or fewer entries in all their events, nationwide (see rule 2474);
 - E. Having won the U.S. Figure Skating Championships at the junior level in the previous season, if competing at the junior level this season;
 - F. Having won the U.S. Pairs Final at the senior level the previous season;
 - G. Competitors qualifying under this rule 2473 (A), or (C) through (F) have the choice to compete at their sectional pairs challenge but do not lose their bye to the U.S. Pairs Final, regardless of placement, nor displace a team who might place in the top five if said team was not entered.
- 2474 Five/15 or Fewer Rule:** Pairs competitors at a sectional challenge, in the junior or senior events only, may progress directly to the U.S. Pairs Final if, at the closing date for entries, there are five or fewer competitors in their event within their section or 15 or fewer competitors in their event nationwide. The chair of the Competitions Committee may also invoke this rule after the closing date for entries if international byes and/or withdrawals reduce an event to five or fewer competitors. Competitors in the juvenile through novice events must compete at their sectional challenge as long as there are two or more competitors, if they did not qualify through rule 2473 (A).
- A. **Fill-up Rule:** Additional competitors from the same event in other sections will be permitted to enter in order to bring the number of competitors qualifying through the sectional challenge events up to a maximum of 15 (or more, if ties make it necessary). These additional competitors will be selected in the order of their placement. Should this result in two or more competitors qualifying for one additional place, all will be included, even if this causes the total number of competitors in the event to exceed 15 qualifying through the sectional challenge events.
- 2475** Effective beginning with the 2023 qualifying season, ice dance competitors qualify for the U.S. Ice Dance Final by:
- A. Placing in the top six at a sectional ice dance challenge;
 - B. For junior or senior events, any member of the United States Figure Skating Team, defined in rule ICR 3.05, that has been assigned to an international competition at the junior or senior level, and competes in that event; regardless of whether it conflicts with their sectional challenge;
 - C. For junior and senior events, having two or fewer entries in their event at a sectional ice dance challenge, or having 18 or fewer entries in all their events, nationwide (see rule 2476);
 - D. Having won the U.S. Figure Skating Championships at the junior level in the previous season, if competing at the junior level this season;
 - E. Having won the U.S. Ice Dance Final at the senior level the previous season;
 - E. Competitors qualifying under this rule 2475 (D), or (E) have the choice to compete at their sectional ice dance challenge but do not lose their bye to the U.S. Ice Dance Final, regardless of placement, nor displace a couple who might place in the top six if said couple was not entered.
 - G. Competitors qualifying under this rule 2475 (C) will be given the option to compete at a different sectional ice dance challenge but not lose their bye to the U.S. Ice Dance Final, regardless of placement, nor displace a couple who might place in the top six if said couple was not entered

2476 Two/18 or Fewer Rule: Ice dance competitors at a sectional challenge, in the junior or senior events only, may progress directly to the U.S. Ice Dance Final if, at the closing date for entries, there are two or fewer competitors in their event within their section or 18 or fewer competitors in their event nationwide. The chair of the Competitions Committee may also invoke this rule after the closing date for entries if international byes and/or withdrawals reduce an event to two or fewer competitors. Competitors in the juvenile through novice events must compete at their sectional challenge as long as there are two or more competitors.

A. **Fill-up Rule:** Additional competitors from the same event in other sections will be permitted to enter in order to bring the number of competitors qualifying through the sectional challenge events up to a maximum of 18 (or more, if ties make it necessary). These additional competitors will be selected in the order of their placement. Should this result in two or more competitors qualifying for one additional place, all will be included, even if this causes the total number of competitors in the event to exceed 18 qualifying through the sectional challenge events.

2480 Alternates to the Sectional Singles Final and U.S. Pairs and Dance Final

2481 Singles

A. Singles skaters in the two places immediately following the qualifiers in their regional singles challenge in each of the senior, junior, novice, intermediate and juvenile events will be designated as first and second alternates for their region in their section to the sectional singles final. All alternates will be provided with an application to file with the next competition. These skaters should continue to train and be prepared should they become eligible to compete. The alternates will be eligible to replace any withdrawn qualifier from the same regional singles challenge who did not have a bye from the National Qualifying Series.

B. After the regional singles challenge, a withdrawal by a singles skater who received a bye through the National Qualifying Series, without consideration to their participation or placement at a regional singles challenge, will be replaced at the sectional singles final by the next highest ranked National Qualifying Series athlete in the same section who has not otherwise qualified.

2482 Pairs

A. Pairs teams placing in the two places immediately following the qualifiers in their sectional pairs challenge in each of the senior, junior, novice, intermediate and juvenile events will be designated as first and second alternates for their section to the U.S. Pairs Final. All alternates will be provided with an application to file with the next competition. These teams should continue to train and be prepared should they become eligible to compete. The alternates will be eligible to replace any withdrawn qualifier from the same sectional pairs challenge who did not have a bye from the National Qualifying Series.

B. After the sectional pairs challenge, a withdrawal by a team who received a bye through the National Qualifying Series, without consideration to their participation or placement at a sectional pairs challenge, will be replaced at the U.S. Pairs Final by the next highest ranked National Qualifying Series team who has not otherwise qualified.

2483 Ice Dance

A. Ice dance teams placing in the two places immediately following the qualifiers in their sectional ice dance challenge in each of the senior, junior, novice, intermediate and juvenile events will be designated as first and second alternates for their section to the U.S. Ice Dance Final. All alternates will be provided with an application to file with the next competition. These teams should continue to train and be prepared should they become eligible to compete. The alternates will be eligible to replace any withdrawn qualifier from the same sectional ice dance challenge who did not have a bye from the National Qualifying Series.

B. After the sectional ice dance challenge, a withdrawal by a team who received a bye through the National Qualifying Series, without consideration to their participation or placement at a sectional ice dance challenge, will be replaced at the U.S. Ice Dance Final by the next highest ranked National Qualifying Series team who has not otherwise qualified.

2484 Alternates may be selected up to 24 hours before the start of the affected skater's first competitive event.

2485 Notice to alternates or, if they cannot be reached, to their coach or club president must be by email or phone call, followed by an email response. Response is required within 12 hours of receipt of the notice, or the next alternate will be contacted.

2490 Qualifying for the National High Performance Development Camp

2491 The National High Performance Development Camp is a program held by the U.S. Figure Skating Athlete High Performance Department, in close proximity to the U.S. Figure Skating Championships. The National High Performance Development Camp will provide participating athletes with training tools to prepare them for Team USA, in addition to potential assignment to ISU competitions, seminars and U.S. Figure Skating high performance events and programs.

A. The High Performance Department will publish an athlete handbook, describing the curriculum and advancement potential to qualifying competitors at sectional singles finals, the U.S. Pairs Final and the U.S. Ice Dance Final.

2492 Singles competitors will qualify for the National High Performance Development Camp by:

A. Placing in the top four in juvenile girls or boys at their sectional singles final;

B. Placing in the top four in intermediate ladies or men at their sectional singles final;

C. Placing in the top four in novice ladies or novice men at their sectional singles final;

D. In the event that a competitor places in the top four, who is competing outside of his or her home section, due to also competing in the U.S. Pairs Final or U.S. Ice Dance Final, which is held in conjunction with a different sectional, the next highest competitor in said section will also qualify.

- 2493** Pairs competitors will qualify for the National High Performance Development Camp by:
- A. Placing in the top six in novice pairs at the U.S. Pairs Final;
 - B. By competing in juvenile through novice pairs at the U.S. Pairs Final, and being selected as one of three additional teams by the Pairs Development and Technical Committee.
 1. The Pairs Development and Technical Committee will recommend, annually, objective criteria for selection of these teams to the Board of Directors. These criteria will be approved and published no later than Sept. 1.
- 2494** Ice dance competitors will qualify for the National High Performance Development Camp by:
- A. Placing in the top nine in juvenile dance at the U.S. Ice Dance Final;
 - B. Placing in the top nine in intermediate dance at the U.S. Ice Dance Final;
 - C. Placing in the top nine in novice dance at the U.S. Ice Dance Final;
 - D. In the event that a team qualifying under (A)-(C) splits up prior to the National High Performance Development Camp, the individual partners may attend.

2500 Qualifying for the U.S. Figure Skating Championships

To qualify for the U.S. Figure Skating Championships, all competitors must be entered to compete in a regional singles challenge, sectional pairs challenge or sectional ice dance challenge, respectively, through the online registration process as described in rule 2401 by the deadline of Sept. 1. Failure to do so will result in the competitor(s) not being entered nor allowed to compete at the U.S. Figure Skating Championships for the current season.

2501 Singles competitors qualify for the U.S. Figure Skating Championships:

- A. For the junior events by:
 1. Placing in the top four in junior at their respective sectional singles final;
 2. Placing in the top two in novice at their respective sectional singles final;
 3. Earning a bye:
 - a. For qualifying to compete in the same event at the Junior Grand Prix of Figure Skating Final (not including alternates);
 - b. As a member of the United States Figure Skating Team who meets the approved criteria per rule 2511.

Competitors qualifying under this subparagraph (3) have the choice to compete at their sectional singles final but do not lose their bye to the U.S. Figure Skating Championships, regardless of placement, nor displace a skater who would have placed in the top four at the sectional singles final if said skater had not competed. At such final the top four places plus the competitor(s) who receive a bye will advance to the U.S. Figure Skating Championships.

B. For the senior events:

1. By meeting the required minimum total element score per rule 2505 and:
 - a. Placing in the top four in senior at their respective sectional singles final; or
 - b. Earning a bye by either:
 - i. Qualifying to compete in the same event at the Junior Grand Prix of Figure Skating Final or Grand Prix of Figure Skating Final (not including alternates); or
 - ii. As a member of the United States Figure Skating Team who meets the approved criteria per rule 2511.
2. By placing in the top five in the same event at last year's U.S. Figure Skating Championships;
3. By being selected to the U.S. Figure Skating World Team (not including alternates) in the same event for the most recent World Figure Skating Championships; or
4. By winning a medal in the same event at the most recent Olympic Winter Games (this does not include the team event).

Competitors qualifying under subparagraph (1)(b), (2), (3) or (4) have the choice to compete at their sectional singles final but do not lose their bye to the U.S. Figure Skating Championships, regardless of placement, nor displace a skater who would have placed in the top four at the sectional singles final if said skater had not competed. At such final the top four places plus the competitor(s) who receive a bye will advance to the U.S. Figure Skating Championships, provided that all athletes who qualify pursuant to rule 2501 (B)(1) meet the minimum technical score per rule 2505.

2502 Pairs teams qualify for the U.S. Figure Skating Championships:

- A. For the junior events by:
 1. Placing in the top 12 in junior at the U.S. Pairs Final;
 2. Earning a bye:
 - a. For qualifying to compete in the same event at the Junior Grand Prix of Figure Skating Final (not including alternates);
 - b. As a member of the United States Figure Skating Team who meets the approved criteria per rule 2511.

Teams qualifying under this subparagraph (2) have the choice to compete at the U.S. Pairs Final but do not lose their bye to the U.S. Figure Skating Championships, regardless of placement, nor displace a team who would have placed in the top 12 at the U.S. Pairs Final if said team had not competed. At such final the top 12 places plus the competitor(s) who receive a bye will advance to the U.S. Figure Skating Championships.
- B. For the senior events
 1. By meeting the required minimum total element score per rule 2505 and:
 - a. Placing in the top 12 in senior at the U.S. Pairs Final; or

- b. Earning a bye by either:
 - i. Qualifying to compete in the same event at the Junior Grand Prix of Figure Skating Final or Grand Prix of Figure Skating Final (not including alternates); or
 - ii. As a member of the United States Figure Skating Team who meets the approved criteria per rule 2511.
- 2. By placing in the top five in the same event at last year's U.S. Figure Skating Championships with the same partner;
- 3. By being selected to the U.S. Figure Skating World Team (not including alternates) in the same event for the most recent World Figure Skating Championships with the same partner; or
- 4. By winning a medal in the same event at the most recent Olympic Winter Games with the same partner (this does not include the team event).

Teams qualifying under subparagraph (1)(b), (2), (3) or (4) have the choice to compete at the U.S. Pairs Final but do not lose their bye to the U.S. Figure Skating Championships, regardless of placement, nor displace a team who would have placed in the top 12 at the U.S. Pairs Final if said team had not competed. At such final the top 12 places plus the competitor(s) who receive a bye will advance to the U.S. Figure Skating Championships, provided that all teams who qualify pursuant to rule 2502 (B)(1) meet the minimum technical score per rule 2505.

2503 Ice dance couples qualify for the U.S. Figure Skating Championships:

A. For the junior events by:

- 1. Placing in the top 12 in junior at the U.S. Ice Dance Final;
- 2. Earning a bye:
 - a. For qualifying to compete in the same event at the Junior Grand Prix of Figure Skating Final (not including alternates);
 - b. As a member of the United States Figure Skating Team who meets the approved criteria per rule 2511.

Couples qualifying under this subparagraph (2) have the choice to compete at the U.S. Ice Dance Final but do not lose their bye to the U.S. Figure Skating Championships, regardless of placement, nor displace a couple who would have placed in the top 12 at the U.S. Ice Dance Final if said couple had not competed. At such final the top 12 places plus the competitor(s) who receive a bye will advance to the U.S. Figure Skating Championships.

B. For the senior events:

- 1. By meeting the required minimum total element score per rule 2505 and:
 - a. Placing in the top 12 in senior at the U.S. Ice Dance Final; or
 - b. Earning a bye by either:
 - i. Qualifying to compete in the same event at the Junior Grand Prix of Figure Skating Final or Grand Prix of Figure Skating Final (not including alternates); or
 - ii. As a member of the United States Figure Skating Team who meets the approved criteria per rule 2511.
- 2. By placing in the top five in the same event at last year's U.S. Figure Skating Championships with the same partner;
- 3. By being selected to the U.S. Figure Skating World Team (not including alternates) in the same event for the most recent World Figure Skating Championships with the same partner; or
- 4. By winning a medal in the same event at the most recent Olympic Winter Games with the same partner (this does not include the team event).

Couples qualifying under this subparagraph (1)(b), (2), (3) or (4) have the choice to compete at the U.S. Ice Dance Final but do not lose their bye to the U.S. Figure Skating Championships, regardless of placement, nor displace a couple who would have placed in the top 12 at the U.S. Ice Dance Final if said couple had not competed. At such final the top 12 places plus the competitor(s) who receive a bye will advance to the U.S. Figure Skating Championships, provided that all couples who qualify pursuant to rule 2503 (B)(1) meet the minimum technical score per rule 2505.

2504 **Fill-up Rule:** There will be no fill-ups to the U.S. Figure Skating Championships.

2505 **Minimum Total Element Score**

- A. Competitors who qualify for the senior events at the U.S. Figure Skating Championships through rule 2501 (B)(1), rule 2502 (B)(1) or rule 2503 (B)(1) must also have met a minimum total element score (TES) at one of the following competitions in the same season: Any National Qualifying Series event, a regional singles challenge, a sectional singles final, a sectional pairs challenge, a sectional ice dance challenge, the U.S. Pairs Final, the U.S. Ice Dance Final, or any ISU competition.
- B. The minimum TES will be determined annually. It is recommended by the appropriate discipline committee and must be approved by the Board of Directors by Sept. 1. Once approved, the minimum TES for each discipline will be published on the Members Only site in a Technical Notification.

2510 **Byes to the U.S. Figure Skating Championships**

2511 Prior to June 1 each season, the chair of the Competitions Committee, the chair of the International Committee, and the USOPC Athletes Advisory Council representative will present the bye criteria to the Athletes Advisory Committee and, subsequently, the Board of Directors for approval. The complete approved criteria will be posted on the Members Only site.

- A. Any member of the United States Figure Skating Team as defined in rule ICR 3.05 who meets the approved criteria will earn a bye.

- 2512** Skaters qualifying per rules 2501 (B)(2-4), 2502 (B)(2-4), or 2503 (B)(2-4) must submit a signed Statement of Intent to compete in the U.S. Figure Skating Championships at least 60 days prior to the first day of the competition as stated in the competition announcement. The form will be provided by U.S. Figure Skating headquarters to all qualified skaters. Those who do not meet this requirement will be considered withdrawn.
- 2513** No medical byes will be granted to the U.S. Figure Skating Championships.
- 2520 Alternates**
- 2521** For the U.S. Figure Skating Championships, there are no alternates for the championship (senior events). Alternates for the junior events are designated as follows:
- A. Singles skaters placing fifth and sixth in junior in their sectional singles final will be designated as first and second alternate for their section to the U.S. Figure Skating Championships.
 - B. Singles skaters placing third and fourth in novice in their sectional singles final will be designated as first and second alternate for their section to the U.S. Figure Skating Championships.
 - C. Pairs and dance teams placing 13th and 14th in the U.S. Pairs Final and U.S. Ice Dance Final will be designated as first and second alternate to the U.S. Figure Skating Championships.
- 2522** Alternates should continue to train and be prepared should they become eligible to compete.
- 2523** Alternates may be selected up to 24 hours before the start of the affected skater's first competitive event.
- 2524** Notice to alternates or, if they cannot be reached, to their coach or club president must be by email or phone call, followed by an email response. Response is required within 12 hours of receipt of the notice, or the next alternate will be contacted.
- 2530 Titles**
- 2531 Titles – Singles, Pairs and Ice Dance**
- The winners of the championships of the United States will be known as:
- A. "Men's champion of the United States"
 - B. "Ladies champion of the United States"
 - C. "Pairs champions of the United States"
 - D. "Dance champions of the United States"
- 2540 U.S. Adult Figure Skating Championships and Adult Sectional Championships**
- 2541** See rule section 2400 for information on entering adult qualifying competitions.
- 2542** For the U.S. Adult Figure Skating Championships and adult sectional championships each competitor will have achieved the appropriate test qualifications and must be at least 21 years of age, or must meet the age requirement of the event that they are entering, by the closing date for entries. (See rule 2422.)
- 2543** Adult competitors who pass a free skate test, a pair test or a dance test after the closing date for entries, at a level higher than the tests allowed for the event entered by the competitor, will forfeit their eligibility to enter.
- 2544 Four/12 or Fewer:** Competitors in a qualifying event at an adult sectional championship may progress directly to the U.S. Adult Figure Skating Championships if, at the closing date for entries, there are four or fewer competitors in their event within their section or 12 or fewer competitors in their event in all sections combined.
- A. **Fill-Up Rule:** If, at the closing date for entries, there are four or fewer competitors registered for a qualifying event at an adult sectional championship, additional competitors from the same qualifying event in other sections will be permitted to enter the U.S. Adult Figure Skating Championships in order to bring the number of competitors up to a maximum of 12 (or more, if ties make it necessary). These additional competitors will be selected in the order of their placement. Should this result in two or more competitors qualifying for one additional place, all will be included even if this causes the total number of competitors in the event to exceed 12.
- 2545** Alternates will be selected in accordance with the procedures in rule 2480.
- 2550 Qualifying Rounds – Adult Championships**
- 2551** Qualifying rounds may be held at adult competitions with the exception of adult solo dance and artistic/showcase type events, which will have no qualifying rounds. If there are more than 24 entries in any event, skaters will be divided into groups in accordance with rule 2467.
- A. The chief referee, with the approval of the chair of the Competitions Committee, has the authority to adjust group sizes to meet the logistical needs of any event(s) at an adult sectional championship. Any modifications will be balanced in such a way as to ensure fairness to skaters in the event.
- 2552** There will be age classes for all nonqualifying free skate, dramatic performance, lyrical pop/character/comedy and solo dance events (does not include pairs events, championship events or partnered dance events).
- A. The age classes are as follows
 - 1. Age classes for free skate, dramatic performance and lyrical pop/character/comedy events:
 - Class I: 21 years through 35 years
 - Class II: 36 years through 45 years
 - Class III: 46 years through 55 years
 - Class IV: 56 years through 65 years
 - Class V: 66 years and older
 - 2. Age classes for solo pattern dance and solo free dance events:
 - Class I/II: 21 years through 45 years
 - Class III/IV/V: 46 years and older

- B. Proof of age is required.
- C. At the chief referee's discretion, age class events with fewer than six entries may be combined, after consultation with the national vice chair of the Adult Competitions Subcommittee and the chair of the Competitions Committee.

2660 U.S. Collegiate Figure Skating Championships

2661 See rule section 2400 for information on entering the U.S. Collegiate Figure Skating Championships.

2670 Qualifying Rounds – U.S. Collegiate Figure Skating Championships

2671 Qualifying rounds will not be held at the U.S. Collegiate Figure Skating Championships.

2700 Warm-Ups, Draws and Starting Orders

2701 The following definitions pertain to all U.S. Figure Skating qualifying competitions for singles/pairs/ice dance:

- A. Event segment: each part of the event – e.g. short program, free skate, pattern dance, rhythm dance, free dance.
- B. Practice group: These groups are pre-defined by the chief referee and determine the official practice sessions to which each skater is assigned. The practice groups do not change based on the draw.
- C. Warm-up group: These are defined by the draw (the starting order for each event segment). This will change for each event segment (e.g. short program vs. free skate).
- D. Official practice ice: These sessions are offered at the discretion of the local organizing committee (LOC) and chief referee and, if offered, are at least one day before the event segment. Competition music will be played in its entirety for each skater.
- E. Official event day warm-up ice: These are sessions provided, at the discretion of the LOC and chief referee, on the day of an event segment. These sessions are typically 15 to 20 minutes in length, and no competition music will be played. This is NOT the 4-6 minute competition warm-up time that is directly before each event segment (see rule 2711).
- F. Unofficial practice ice: this is not scheduled by the chief referee, nor is it the responsibility of U.S. Figure Skating. A skater who would like additional practice sessions beyond official practice ice may contact local rinks for times and prices. A skater/team may skate on unofficial practice ice at any rink, at any time, EXCEPT between the time when the skater's/team's event segment has begun — as signified by the first warm-up group taking the ice — and the time when the last skater/team in the event completes their program.

2710 Warm-Up Times and Group Sizes – Singles, Pairs and Ice Dance

2711 Before the start of any part of any event, the referee will allow a period of warm-up in groups when required as follows (see rule 2713):

		Singles Warm-Up Times		Pairs Warm-Up Times		Ice Dance Warm-Up Times		
		SP	FS	SP	FS	PD	RD	FD
Standard Group Max		6	6	4	4	<u>6</u>	5	5
Event	Juvenile		<u>5</u> min		6 min	<u>3</u> min		<u>3</u> min
	Intermediate	<u>5</u> min	6 min		6 min	<u>3</u> min		<u>3</u> min
	Novice	6 min	6 min	6 min	6 min	<u>3</u> min		<u>3</u> min
	Junior	6 min	6 min	6 min	6 min		5 min	5 min
	Senior	6 min	6 min	6 min	6 min		5 min	5 min
Adult Group Max			6		4	5		5
Event	Adult/Masters		6 min		6 min	4 min		5 min

- A. For pattern dances that are not designated as skaters' choice dances, the warm-up will be one minute without music, with music played for the remainder of the warm-up. The referee may choose any number of musical selections, except that at least two selections must be chosen when there are more than five couples. When more than one musical selection is to be played for a pattern dance, all selections will be played in numerical order, starting with selection No. 1. The music selected for the warm-up may not be used for competition.
- B. For pattern dances that are designated as "skaters' choice" dances, the warm-up will be without music.
- C. For rhythm dance and free dance events, soft background music is permitted.

2712 A warm-up period must immediately precede a competitive skating group. In case of interruption in the competition of more than 10 minutes, due to unforeseen circumstances, the skaters concerned will be permitted a second warm-up period as specified in rule 2711 for the discipline, segment and level.

- A. For singles, pairs and ice dance, unless otherwise authorized by the chief referee, after an event segment (short program, free skate, pattern dance, rhythm dance, free dance) has begun as witnessed by the first warm-up group having taken the ice, no competitor in that event segment, regardless of their warm-up group, may practice for any length of time on the official ice surface or any other ice surface until the event segment has concluded. This rule does not affect the skater's official warm-up group or the time immediately preceding the call of their name by the announcer. A skater/team who violates this rule will be disqualified from the competition.

2713 At qualifying competitions, the chart in rule 2714 will be used for determining the size of the warm-up groups.

- A. This chart does not apply to official practice ice.
- B. The chief referee may extend the maximum number on the warm-up by one skater/couple if needed.

C. In the event of a withdrawal after the skating order has been posted, warm-up groups will not be adjusted to fill the open position.

2714 Size of Warm-Up Groups – Singles, Pairs and Ice Dance

Number of Competitors	SINGLES Short Program Free Skate	PAIRS Short Program Free Skate	ICE DANCE Pattern Dance	ICE DANCE Rhythm Dance Free Dance
	Maximum of 6	Maximum of 4	Maximum of 6	Maximum of 5
2	2	2	2	2
3	3	3	3	3
4	4	4	4	4
5	5	2+3	5	5
6	6	3+3	6	3+3
7	3+4	3+4	3+4	3+4
8	4+4	4+4	4+4	4+4
9	4+5	3+3+3	4+5	4+5
10	5+5	3+3+4	5+5	5+5
11	5+6	3+4+4	5+6	3+4+4
12	6+6	4+4+4	6+6	4+4+4
13	4+4+5	3+3+3+4	4+4+5	4+4+5
14	4+5+5	3+3+4+4	4+5+5	4+5+5
15	5+5+5	3+4+4+4	5+5+5	5+5+5
16	5+5+6	4+4+4+4	5+5+6	4+4+4+4
17	5+6+6	3+3+3+4+4	5+6+6	4+4+4+5
18	6+6+6	3+3+4+4+4	6+6+6	4+4+5+5
19	4+5+5+5	3+4+4+4+4	4+5+5+5	4+5+5+5
20	5+5+5+5	4+4+4+4+4	5+5+5+5	5+5+5+5
21	5+5+5+6	3+3+3+4+4+4	5+5+5+6	4+4+4+4+5
22	5+5+6+6	3+3+4+4+4+4	5+5+6+6	4+4+4+5+5
23	5+6+6+6	3+4+4+4+4+4	5+6+6+6	4+4+5+5+5
24	6+6+6+6	4+4+4+4+4+4	6+6+6+6	4+5+5+5+5

Note: See rule 2735 (B) for special provisions pertaining to U.S. Figure Skating Championships.

2720 Draws for Initial Starting Orders – Singles, Pairs and Ice Dance

2721 At the U.S. Figure Skating Championships only, the championship (senior) ladies, men's and pairs short program and championship (senior) rhythm dance events will be drawn in four subgroups:

- A. The skaters who qualify according to rules 2501 (B)(2-4), 2502 (B)(2-4) or 2503 (B)(2-4) will draw randomly from the first subgroup to skate within the last two warm-up groups;
- B. Previous winners of the same event at the U.S. Figure Skating Championships who were not in the first subgroup will draw from most recent to least recent from the second sub-group to skate within the last two warm up groups;
- C. The skaters who hold an ISU World Standing in their discipline who were not in the first or second subgroups will draw from the third subgroup in order of their ISU World Standings, as of the date of the draw, for the remaining spots in the last two warm up groups, until the number of spots has been filled or there are no additional skaters in the ISU World Standings.
- D. The remaining competitors will draw randomly from the fourth subgroup to skate in the remaining spots.

2722 For the U.S. Collegiate Figure Skating Championships and all standard-track and adult-track qualifying competition events except the championship (senior) ladies, men's, pair and ice dance events at the U.S. Figure Skating Championships (see rule 2721), there will be a random draw for starting order in the first segment of each event.

2723 Initial closed draws for short program for singles and pairs, free skate events that do not have a short program, pattern dances or rhythm dance in the initial rounds of ice dance events:

- A. May be drawn by the chief referee or chair of the competition, in the presence of at least two judges or other officials, at any convenient time after the closing of entries; or
- B. May be drawn by the chief accountant, in the presence of at least two other officials, by using the random draw feature of an approved U.S. Figure Skating program.

The drawn starting orders for each event must be posted no less than 12 hours before the start of the respective event of the competition.

2730 Draws for Subsequent Starting Orders and Warm-Up Groups – Singles, Pairs and Ice Dance

2731 As soon as possible after the determination and certification of the results of the preceding segment, the officials selected by the chief referee will complete the draw. In most situations, actual draw groups are determined by the maximum number of competitors permitted in a warm-up group. Of course, there are situations where this is not possible:

- A. When competitors are tied but are in two separate draw groups, the draw groups are readjusted.
- B. When an event has only the maximum or fewer competitors than allowed in a warm-up group.

- C. For the championship singles and pairs free skate and free dance events at the U.S. Figure Skating Championships where there are specific rules that cover the draw for the starting order. Each of these circumstances is covered in detail within rule section 2730.

Note: Draws are tied to the starting order group when the number of competitors in the event does not surpass the maximum permitted for warm-up group size. When the number of competitors in the event requires more than one warm-up group, draws are tied to the warm-up group.

2732 Subsequent starting orders will be drawn:

- A. When there are no qualifying-round groups;
1. As a draw based on the results of the preceding segment(s) of the event. See rule 2734.
- B. When there have been qualifying rounds:
1. As a random draw in a single segment championship round;
 2. As a random draw in the first segment of the championship round;
 3. As a draw based on the results of the previous segment of a multi-segment championship round.

Note: Championship rounds at a regional singles challenge will also include all competitors with a bye who choose to compete as outlined in rule 2471 (G)(1).

2733 RESERVED

2734 The draw for the starting order of competitors is determined from the results of the preceding segment(s) of the event concerned:

- A. Singles and pairs free skate are drawn from the result of the short program;
- B. Senior and junior free dance are drawn from the result of the rhythm dance;
- C. Novice, intermediate and juvenile free dance are drawn from the result of the pattern dances;
- D. Championship adult, adult gold and adult pre-gold and masters open free dance are drawn from the result of the pattern dances;
- E. Adult silver, adult pre-silver, adult bronze, adult pre-bronze and centennial dance are drawn from the result of the initial round. The starting order drawn for the first final round dance will remain the same for each subsequent dance of the final round.

2735 How to establish draw groups to determine a starting order:

- A. When the number of competitors does not exceed the maximum permitted in a warm-up group:
1. The competitors will be divided into two equal draw groups.
 2. If the number of competitors is not equally divisible, the last draw group (the best-placed competitors) must contain one more competitor than the first draw group.
 3. Tied competitors must be placed in the same draw group.
 4. When competitors are tied, there will be a separate draw before the main draw to determine the draw order for the tied competitors.
 5. Start the draw with the best-placed competitor in the event. The starting order in each group will be drawn in order of placement.
 6. The warm-up group is independent of these draws (rule 2736 (A)).
 7. Size of Draw Groups with Only One Warm-Up Group:

Number of Competitors	Singles Free Skate	Pairs Free Skate	Ice Dance Free Dance
2	1+1	1+1	1+1
3	1+2	1+2	1+2
4	2+2	2+2	2+2
5	2+3	—	2+3
6	3+3	—	—

B. TV Rule

1. At the U.S. Figure Skating Championships only, the championship (senior) ladies, men's and pairs free skate, and championship (senior) free dance events will be drawn as follows:

Ladies and men: The last two warm-up groups will consist of not fewer than 10 and not more than 12 competitors, with the exact number to be decided by the chief referee in consultation with the executive director prior to the draw of the short program.

- a. Starting order for the final two groups will be drawn in four subgroups.
 - i. The top three finishers in the short program will be the last to skate in the final group and will draw from the first subgroup.
 - ii. The fourth-, fifth- and sixth-place (or fourth- and fifth- place if five in group) finishers in the short program will be the first to skate in the final group and will draw from the second subgroup.
 - iii. The seventh-, eighth- and ninth-place (or sixth-, seventh- and eighth-place if five in group) finishers in the short program will be the last to skate in the second-to-last group and will draw from the third subgroup.
 - iv. The 10th-, 11th- and 12th-place (or ninth- and 10th-place if five in group) finishers in the short program will be the first to skate in the second-to-last group and will draw from the fourth subgroup.

Pairs: The last warm-up group will consist of four couples.

- a. Starting order for the final group will be drawn in two subgroups.

- i. The top two finishers in the short program will be the last to skate in the final group and will draw from the first subgroup.
 - ii. The third- and fourth-place finishers in the short program will be the first to skate in the final group and will draw from the second subgroup.
 - Ice dance:* The last warm-up group will consist of five couples.
 - a. Starting order for the final group will be drawn in two subgroups.
 - i. The top three finishers in the rhythm dance will be the last to skate in the final group and will draw from the first subgroup.
 - ii. The fourth- and fifth-place finishers in the rhythm dance will be the first to skate in the final group and will draw from the second subgroup.
 2. The policy of U.S. Figure Skating is to keep some format of random draw and not go to a reverse placement skating order in the future.
 3. The remaining competitors will be drawn as follows:
 - a. If the remaining competitors are more than the maximum permitted in a warm-up group, they will be divided into the smallest possible number of equal groups of not more than the maximum permitted.
 - b. If the number of remaining competitors is not equally divisible, the last group (the last-placed competitors) must contain one less competitor than the next group(s).
 4. Tied competitors must be in the same draw group:
 - a. Starting with the lowest-placed competitor, tied competitors in different draw groups will be placed together in the same draw group. The draw group from which the competitor(s) was (were) removed is reduced accordingly.
 - b. When one or more tied competitors are included in the same draw group, the maximum number permitted to warm-up at the same time may be exceeded by one competitor.
 - c. If these tied competitors increase the maximum group size allowed by two or more, the draw group in question will be divided into two subgroups. One subgroup will consist of these tied competitors. The other subgroup will consist of the remaining competitors from the group.
 - d. The movement of tied competitors in the event does not affect the other competitors. Their assigned draw group does not change.
 - e. When competitors are tied, there will be a separate draw before the main draw to determine the draw order for the tied competitors.
 5. Start the draw with the best-placed competitor. The starting order in each group will be drawn in order of placement.
 - C. For all other events:
 1. For the purpose of establishing draw groups, start with the last-place competitor and work up to the first-place competitor to establish the maximum permitted in a warm-up group. See the table at rule 2714.
 2. If there are more competitors than the maximum permitted, they will be divided into the smallest possible number of equal groups of not more than the maximum.
 3. If the number of competitors is not equally divisible, the last group to skate (the best-placed competitors), and as many preceding groups as necessary, must contain one more competitor than the first group to skate (the lowest-placed competitors).
 4. Tied competitors must be in the same draw group:
 - a. Starting with the lowest placed competitor, tied competitors in different draw groups will be placed together in the same draw group. The draw group from which the competitor(s) was (were) removed is reduced accordingly.
 - b. When one or more tied competitors are included in the same draw group, the maximum number permitted to warm-up at the same time may be exceeded by one competitor.
 - c. If these tied competitors increase the maximum group size permitted by two or more, the draw group in question will be divided into two subgroups. One subgroup will consist of these tied competitors. The other subgroup will consist of the remaining competitors from the group.
 - d. The movement of tied competitors in the event does not affect the other competitors. Their assigned draw group does not change.
 - e. When competitors are tied, there will be a separate draw before the main draw to determine the draw order for the tied competitors.
 5. Start the draw with the best-placed competitor in the event. The starting order in each group will be drawn in order of placement.
- 2736** Warm-up groups:
- A. If the maximum number of competitors allowed in a warm-up group is not exceeded, the competitors will skate in the same warm-up group.
 - B. Junior and senior rhythm dance: starting with the competitor who drew last to skate, use the table in rule 2714 to establish the maximum permitted in a warm-up group.
 - C. For all other events, including championship final segment events at U.S. Figure Skating Championships, the draw groups as established are the warm-up groups.
- 2737** Promptly following these draws, the starting orders will be posted.

2800 U.S. Synchronized and Synchronized Sectional Championships

2810 Synchronized Skating Qualifying Competitions – Entries

- 2811** All entries must be made using the online registration system designated by U.S. Figure Skating on or before the date specified for the closing date for entries. Teams not entered by the closing date for entries will not be permitted to compete. The provisions of rule 2401 will apply.
- 2812** Teams entered in synchronized sectional championships are not required to state whether or not they will participate in the U.S. Synchronized Skating Championships until after the sectional championship is completed.
- 2813** The section is determined by:
- A. The section of the team's home club or college (for collegiate and open collegiate teams), or
 - B. If an individual member team, the section in which the principal training center is located (where the team does the majority of its training), or
 - C. If a regional collegiate team, the section in which the majority of the colleges represented are located.
- 2814** Clubs are permitted to enter more than one team in the same level.
- 2815 Qualifying Competitions – Number of Competitors**
- 2816** A competition event will be held if at least two teams appear at the start, or in the event only one team is registered for an event and wishes to skate.
- 2817** For sectional championships, the number of teams entered in an event is determined at the closing date for entries as defined in rule section 2401.
- 2818** For synchronized sectional championships, if at least one team wishes to skate in an event with two or fewer competitors, the event will be held. This will not affect the eligibility of the team(s) to advance to the U.S. Synchronized Skating Championships.

2820 Rosters, Substitutes, Alternates and Crossover Skaters

- 2821** The entry form of the first qualifying competition of the year for all synchronized skating events becomes the official team roster for the remainder of the year. The roster must list all team members, including alternates. No additions will be permitted from sectionals to the U.S. Synchronized Skating Championships.
- A. The roster is to be submitted to U.S. Figure Skating headquarters with the entry form by Oct. 1;
 - B. Requests for substitutions to the roster must be submitted on the official form to the sectional vice chair of the Synchronized Skating Competitions Subcommittee. Substitutions to the roster may be permissible up to two weeks prior to the start of the next qualifying competition. The request must be in writing and include the reason for the substitution together with proof of age, if applicable under rule 2824. The sectional vice chair of the Synchronized Skating Competitions Subcommittee will notify the national vice chair of the Synchronized Skating Competitions Subcommittee, the team manager, the chief referee and U.S. Figure Skating headquarters of the decision at least one week prior to the start of the competition in question.
 - C. Collegiate and open collegiate teams will be permitted to withdraw their qualifying competition entry without penalty until Dec. 1. Entry fees will be refunded. All other provisions of rule 2401 apply.
 - D. Roster additions will be permitted until Dec. 1. All other provisions of rule 2401 apply.
- 2822** Written notice is required from the person financially responsible for synchronized skating stating that a skater is a member in good standing regarding all financial matters relating to the old team prior to final acceptance to the new team. If such notice is withheld for any reason other than outstanding financial obligation or otherwise delayed more than 30 days following notice of a requested change, then such person financially responsible for synchronized skating may be subject to disciplinary action including suspension.
- 2823** For qualifying competitions teams must skate the number of skaters required for the level as specified in rules 9400 through 9530. If a team has fewer than the required number of skaters due to onsite illness or injury which has been confirmed by onsite medical staff, the team will be permitted to compete. If the minimum number of skaters on a team is not met for any other reason, no marks are to be awarded, and the team is considered withdrawn; however, the team will be permitted to start and/or finish the performance as an exhibition. A team is permitted to skate a different number of skaters at each qualifying competition subject to adherence to rules 2821 and 2828.
- 2824** Documents required for qualifying competitions:
- A. Proof of age (i.e. copy of birth certificate, passport, driver's license, notarized affidavit, etc.) for members of senior, junior, novice, intermediate and juvenile synchronized skating teams must be submitted to U.S. Figure Skating by Oct. 1, prior to the member entering their first qualifying competition. Such proof needs to be submitted only once per member. Upon receiving valid proof of age, U.S. Figure Skating headquarters will flag the member record and immediately destroy any documentation. The roster is to be verified by headquarters on a yearly basis. Adult, masters, open adult and open masters synchronized skating teams must provide proof of age if so requested by the referee and/or local organizing committee of the competition for which the team is entered.
 - B. Collegiate and open collegiate teams must provide certification from their college or university that each team member is a full-time student.
- 2825** Alternates on a synchronized skating team:
- A. Qualifying competitions: Each synchronized skating team may have alternates listed on the team roster. The maximum number of alternates is four. Teams may have a total of four athletes on their roster in addition to the maximum number permitted on the ice for their respective level.

- B. International competitions: Each synchronized skating team may have alternates listed on the International Team Entry Form. The maximum number of alternates is four.
- 2826** An individual skater may skate on more than one, but not more than two, synchronized skating teams, as long as the respective teams are in different levels. All the stipulations of rules 2056, 2827 and 9400–9530 must be met.
- 2827** No team may be comprised of more than 50 percent of athletes who are also on any other team. This applies to both the entire roster and the athletes who are skating on the ice at any given competition.
- 2828** In divisions which specify that a majority of skaters must meet an age requirement, the majority requirement applies to both the full roster of skaters submitted for the competition, including alternates, and the total number of skaters competing.
- 2830 Qualifying for U.S. Synchronized Skating Championships**
- 2831** The four best-placed teams in each event (juvenile, intermediate, novice, junior, senior, collegiate, adult and masters) from each section will be permitted to enter the comparable event at the U.S. Synchronized Skating Championships.
- 2832 Two or Fewer Rule:** Teams entered in any event (juvenile, intermediate, novice, junior, senior, collegiate, adult and masters) at a synchronized sectional championship may progress directly to the U.S. Synchronized Skating Championships if, at the closing date for entries, there are two or fewer teams in their event within their section.
- 2833 Fill-Up Rule:** When fewer than four teams qualify for a U.S. Synchronized Skating Championships event from any section, a sufficient number of additional teams from other sections will be permitted to enter the comparable event for that year in order to bring the number of entries in the event up to the maximum of 12 (or 13 to enable the sections in question to qualify an equal number of teams).
- A. The national vice chair of the Synchronized Skating Competitions Subcommittee will select the additional teams advancing from the sectional championships to the U.S. Synchronized Skating Championships (per rule 2833) based on the number of teams entered on the closing date for entries (Oct. 1). Additional teams from other sections will not be added if a qualifying team withdraws following the sectional championships.
- B. Teams invited under rule 2833 must respond within 48 hours following notification.
- 2840 Byes – Synchronized Skating**
- 2841** If a synchronized team, because of some unusual circumstance, is unable to compete in a sectional championship, such team may apply to the chair of the Competitions Committee for a bye to bypass the competition and advance to the U.S. Synchronized Skating Championships.
- A. The team must apply for a bye no fewer than 14 days before the closing date for entries for the competition the team has applied to bypass;
1. In extraordinary circumstances, the chair of the Competitions Committee may, in the chair's sole discretion, waive the 14-day deadline;
 2. A decision on the bye will be delivered to the team within 15 days of receipt of a complete application for such bye;
 3. In the case of a denial, a detailed, written explanation of the grounds for denying such bye will be provided to the team and will cite specific U.S. Figure Skating rules as basis for denying the bye.
- B. The application for a bye will be made on the current Competition Bye Application adopted by the Competitions Committee. The team will state:
1. The reasons why the team cannot compete in the competition; and
 2. Why the team would have a reasonable chance of finishing in first, second, third or fourth place at the U.S. Synchronized Skating Championships.
- C. In the case where only one team is entered in an event at a sectional championship, the event will not be held unless the team chooses to compete. The team, if applicable, will advance directly to the U.S. Synchronized Skating Championships. See rules 2816 and 2832.
- D. A bye will be granted to bypass a synchronized sectional championship with the approval of the chair of the Competitions Committee in consultation with the national vice chair of the Synchronized Skating Competitions Subcommittee.
- 2842** A synchronized skating team will automatically receive a bye to the U.S. Synchronized Skating Championships from the chair of the Competitions Committee in consultation with the national vice chair of the Synchronized Skating Competitions Subcommittee if all of the criteria from A and B below are met:
- A. The team is a member of the United States Synchronized Skating Team as defined in rule ICR 3.05; and
 - B. The team has competed in or is assigned to and competes in a synchronized event in an international competition.
 - C. A team which has received a bye according to paragraph B above may elect to compete at their respective sectional championship. Regardless of their final placement at such synchronized sectional championship, the team's bye to the U.S. Synchronized Skating Championships remains unaffected. At such synchronized sectional championship, the top four places, excluding the team which receives the bye, will qualify for the U.S. Synchronized Skating Championships.
- 2850 Qualifying Rounds and Seeding – Synchronized Skating**
- 2851** Synchronized qualifying rounds:
- A. Sectional qualifying and championship rounds:
1. Unseeded qualifying rounds will be held if more than 24 teams are entered in the senior, junior, collegiate, novice, intermediate, juvenile, open juvenile, pre-juvenile, preliminary, adult and masters levels. See rule 2852.
 2. Unseeded qualifying rounds will be held if more than 12 teams are entered in the open collegiate, open masters and open adult levels. See rule 2852.
 3. Advancement to the championship round will be per rule 2852.

4. In events with a short program (junior and senior), only the free skate will be skated in the qualifying round. Both the short program and the free skate will be skated in the championship or final round, and the results will be combined.
- B. If the number of entries is not evenly divisible by the number of groups required, the groups will be balanced as evenly as possible.
- C. After the groups are determined, the skating order is in accordance with the order as drawn.

2852 Qualifying Round Chart - Sectional Synchronized Skating Championships

Number of Teams	Qualifying Round (QR) Groups	Number of Places Advancing	Additional Number Advancing by Score	Championship Round (CR) Groups
Event level (IJS): senior, junior, collegiate, novice, intermediate, juvenile, open juvenile, pre juvenile, preliminary, adult, and masters				
1-24	-	-	-	24
25-31	2	4	+4 next highest scores	12
32-38	2	6	+4 next highest scores	16
39-45	3	4	+6 next highest scores	18
Event level (6.0): open collegiate, open masters, open adult				
1-12	-	-	-	12
13-15	2	4	n/a	8
16-18	2	5	n/a	10
19-24	2	6	n/a	12

2900 Warm-Ups, Draws for Starting Orders, Resurface Groups and Practice Ice – Synchronized Skating

2910 Warm-Up Time – Synchronized Skating

2911 For preliminary, pre-junvenile, juvenile, open, juvenile, intermediate, novice, junior, senior, collegiate, adult, masters, open adult, open masters and open collegiate events, each team will be allowed a warm up of at least one minute in duration (without music) on the competition ice surface during the judging of the previous team before the team is called to start. The first team of each starting group is granted a one-minute warm-up period before their call to start. See rule 1322.

2920 Draws for Starting Orders and Resurface Groups – Synchronized Skating Competitions

2921 At the synchronized sectional championships, all draws for starting order will be closed. See rule 2723.

2922 At the U.S. Synchronized Skating Championships:

- A. All draws for starting order in the first segment of each event will be drawn in a closed draw by the chief referee or chief accountant in the presence of at least two other officials at any convenient time after the closing of entries. The drawn starting orders for each event must be posted no less than 12 hours before the start of the first event of the competition.
- B. Draws following the short program for the senior and junior levels will be an open draw announced in advance. The team captain of each team should attend this draw. The referee will designate someone to draw for teams not attending. Promptly following these draws, the starting order for the free skate will be posted.

2923 Size of resurface groups:

Number of Teams	Short Program and Free Skate (If Ties)	Free Skate	Number of Teams	Short Program and Free Skate (If Ties)	Free Skate
	Maximum of 6	Maximum of 5		Maximum of 6	Maximum of 5
2	2	2	12	6+6	4+4+4
3	3	3	13	4+4+5	4+4+5
4	4	4	14	4+5+5	4+5+5
5	5	5	15	5+5+5	5+5+5
6	6	3+3	16	5+5+6	4+4+4+4
7	3+4	3+4	17	5+6+6	4+4+4+5
8	4+4	4+4	18	6+6+6	4+4+5+5
9	4+5	4+5	19	4+5+5+5	4+5+5+5
10	5+5	5+5	20	5+5+5+5	5+5+5+5
11	5+6	3+4+4	21	5+5+5+6	4+4+4+4+5

2924 In senior and junior events only, the ice should be resurfaced after six teams perform the short program and after five teams (six in the case of ties) perform the free skate.

2925 In novice and lower events, the number of teams performing between ice resurfaces is at the discretion of the referee.

2930 Draws for Subsequent Starting Orders and Resurface Groups – Synchronized Skating

2931 As soon as possible after the determination and certification of the results of the preceding segment, the officials selected by the chief referee will complete the draw. In most situations, actual draw groups are determined by the maximum number of teams permitted in a resurface group. Of course, there are situations where this is not possible:

- A. When teams are tied but are in two separate draw groups, draw groups are readjusted.
- B. When an event has the maximum or fewer teams than allowed in a resurface group.

Each of these circumstances is covered in detail within this section.

Note: Draws are tied to the starting order group when the number of teams in the event does not surpass the maximum allowed for resurface group size. When the number of teams in the event requires more than one resurface group, draws are tied to the resurface group.

C. The draw for the starting order of teams in the free skate is determined from the results of the short program.

- 1. In the event of a withdrawal after the starting order has been posted, resurface groups may be adjusted to fill the open position. The chief referee has the discretion to determine whether the original resurface group should remain, or if the resurface group may be adjusted without repeating the draw.

D. How to establish draw groups to determine a starting order:

1. When the number of teams does not exceed the maximum permitted in a resurface group:

- a. The teams will be divided into two equal draw groups.
- b. If the number of teams is not equally divisible, the last draw group (the best-placed teams) must contain one more team than the first draw group.
- c. Tied teams must be placed in the same draw group.
- d. When teams are tied, there will be a separate draw before the main draw to determine the draw order for the tied teams.
- e. The starting order in each draw group will be drawn in order of placement, starting with the best-placed team.
- f. The resurface group is independent of these draws (see rule 2923).
- g. Size of Draw Groups with Only One Resurface Group:

Number of Teams	Free Skate
2	1+1
3	1+2
4	2+2
5	2+3

2. When there are more teams than the maximum number permitted in a resurface group:

- a. For the purpose of establishing draw groups, start with the last-place team and work up to the first-place team to establish the groups permitted in a resurface group. See the table in rule 2923.
- b. If there are more teams than the maximum permitted, they will be divided into the smallest possible number of equal groups of not more than the maximum permitted.
- c. If the number of teams is not equally divisible, the last group to skate (the best-placed teams) and as many preceding groups as necessary must contain one more team than the first group to skate (the lowest-placed teams).
- d. Tied teams must be in the same draw group:
 - i. Starting with the lowest-placed team, tied teams in different draw groups will be placed together in the same draw group. The draw group from which the team(s) was (were) removed is reduced accordingly.
 - ii. When one or more tied teams are included in the same draw group, the maximum number of teams permitted in a resurface group may be exceeded by one.
 - iii. If these tied teams increase the maximum group size allowed by two or more, the draw group in question will be divided into two subgroups. One subgroup will consist of these tied teams. The other subgroup will consist of the remaining teams from the group.
 - iv. The movement of tied teams in the event does not affect the other teams. Their assigned draw group does not change.
 - v. When teams are tied, there will be a separate draw before the main draw to determine the draw order for the tied teams.
- e. Start the draw with the best-placed team. The starting order in each group will be drawn in order of placement.

2932 Resurface groups:

- A. If the maximum number of teams allowed in a resurface group is not exceeded, the teams will skate in the same resurface group.
- B. If the maximum number of teams allowed is exceeded, the draw groups as established are the resurface groups.

2933 Promptly following these draws, the starting order will be posted.

2940 Practice Ice – Synchronized Skating

- 2941** Official practice ice at the U.S. Synchronized Skating Championships and synchronized sectional championships is to be conducted in 12, 10 or 8 minute segments.
- 2942** Teams entered in the following events are provided an 8 minute official practice ice segment: juvenile free skate, open juvenile free skate, pre-juvenile free skate, preliminary free skate, adult free skate, masters free skate, open collegiate free skate, open adult free skate and open masters free skate.
- 2943** Teams entered in the following events are provided a 10 minute official practice ice segment: senior short program, junior short program, novice free skate and intermediate free skate.
- 2944** Teams entered in the following events are provided a 12 minute official practice ice segment: senior free skate, junior free skate and collegiate free skate. The skating order for the senior and junior free skate practice ice segments will be determined by the draw for the respective free skates.
- 2945** For the practice ice segment for sectional synchronized championships and the U.S. Synchronized Skating Championships, each team will be allowed a short warm-up period prior to the start of the music. Each team will be allowed to have their music played two times. No stopping or restarting of the music will be allowed once the music has been started.
- 2946** For the free skate 8-minute segments, the music will be played for the first time no later than 1½ minutes into the session. The music will be played for the second time no later than the 5 minutes into the session. A 30-second warning announcement will be given prior to the start of the music for both playings. Any time left in the session will be announced at the completion of the playing of the music for the second time.
- 2947** For the short program and free skate 10-minute segments, the music will be played for the first time no later than 1½ minutes into the session. The music will be played for the second time no later than the 6 minutes into the session. A 30-second warning announcement will be given prior to the start of the music for both playings. Any time left in the session will be announced at the completion of the playing of the music for the second time.
- 2948** For the free skate 12-minute segments, the music will be played for the first time no later than 1½ minutes into the session. The music will be played for the second time no later than 7 minutes into the session. A 30-second warning announcement will be given prior to the start of the music for both playings. Any time left in the session will be announced at the completion of the playing of the music for the second time.
- 2949** Official practice ice for the U.S. Synchronized Skating Championships will be organized and skated by starting order as defined by the initial draw, except as stated in rule 2944.
- 2950** For the U.S. Synchronized Skating Championships, after the first official practice for an event has begun, no team in that event may practice for any length of time on any ice surface outside of the practice ice provided by the organizers.

Rules for Nonqualifying Competitions
Including: Intercollegiate, Compete USA, Special, Club, Special Olympics, National Showcase,
National Theatre On Ice, State Games and Skate United

3000 Nonqualifying Competitions – Sanctions

Nonqualifying competitions and non-national special competitions require a sanction from either the appropriate regional vice chair of the Competitions Committee, or in the case of synchronized competitions, the appropriate sectional vice chair of the Synchronized Skating Competitions Subcommittee.

- A. Nonqualifying competitions may be divided into different classes of events with such rules for eligibility in the different classes as the local organizing committee may determine.
- B. Competitions open to skaters of both the United States and Canada require sanctions from both the Competitions Committee and Skate Canada.
- C. A detailed announcement setting forth the specific rules for the competition and for the events offered, as well as procedures that are different from those listed in these rules, must be submitted with the official sanction application to the regional vice chair for approval and sanctioning.
- D. Nonqualifying competitions must not be publicized nor held until the announcement has been approved and the sanction awarded.
- E. Disputes over dates for hosting nonqualifying competitions will be arbitrated by the Competitions Committee regional vice chair(s) granting the disputed sanctions. Should agreement between the affected clubs not be achieved, the regional vice chair(s) will have the authority to mandate a solution after consultation with the appropriate sectional vice chair. Should the decision involve more than one regional vice chair and the regional vice chairs are not able to reach an agreement, the chair of the Competitions Committee will mandate the solution. The same procedure will be followed for synchronized events but at the sectional vice chair level.

3010 Nonqualifying Competitions – Events

3011 The local organizing committee of a nonqualifying competition may, with the approval of the appropriate regional vice chair, modify events (such as senior, junior, novice, intermediate, adult, etc.) covered in the rulebook and create events not covered. The rules for all such events must be specified in the competition announcement.

3012 Moves in the Field:

- A. Ladies and men may compete against each other at all levels.

3013 Singles and Pairs:

- A. The free skate is performed by each competitor/team individually.
- B. The event may consist of a short program only, a short program and free skate combined or free skate only.
- C. In singles, girls and boys may compete against each other at the pre-juvenile level and lower and ladies and men may compete against each other at the adult bronze level and lower if only one eligible competitor enters one of the events. Please see rule 3055 for additional information. If two or more of each gender have entered a level, separate events must be held.

3014 Ice Dance:

- A. Ice dance may be divided into events consisting of any or all of the following: pattern dance(s), rhythm dance, free dance or solo dance.
- B. When the initial and final rounds in nonqualifying competitions consist of pattern dances:
 - 1. All couples may skate individually;
 - 2. All couples may skate in groups not to exceed four couples in each group;
 - 3. The number of couples may be reduced to four couples who may skate individually or as a group (all couples at once);
- C. Ladies and men may compete against each other in solo dance competitions. See General Dance Regulations in rule section 8000.

3015 Qualifying rounds and final rounds are optional in nonqualifying competitions but, if held, notice must appear in the announcement of the competition.

3020 Nonqualifying Competitions – Announcements

Announcements for nonqualifying competitions shall contain the following information:

- A. Place
- B. Dates
- C. Projected days of conducting the different events
- D. Date of closing of entries
- E. Amount of entry fee
- F. Where entry is to be sent
- G. Form and size of the rink
- H. Character, nature and requirements of the different events
- I. System of judging (IJS or 6.0) to be used; and if both will be used, which events will be judged under each system
- J. Supplementary conditions of any kind, including the following information:
 - 1. Rules for eligibility for the different classes;
 - 2. Duration of short program and free skates;

3. Details of special events (showcase, dramatic performance, lyrical pop/character/comedy, compulsory moves, team moves, etc.) including test requirements and duration of programs (if applicable);
4. Information on events where female and male competitors will be combined;
5. Information on events where the competitors will be grouped by age;
6. Ice dance events;
7. Pattern dances or a system of drawing pattern dances that have been selected by the local organizing committee, e.g. mixed-dance competitions or one-dance competitions;
8. Number of sequences for each pattern dance that may vary from those set forth in rule 8075;
9. For ice dance events having both an initial and final round, details of the final round;
10. Procedure for marking the final round and awarding a placement;
11. If no final round will be held, the announcement shall state that no final round will be held and that medals and or trophies will be awarded to those specified in the announcement (see rule 3015).
12. Computation procedures that differ from rule 1060 for the 6.0 system.

3030 Nonqualifying Competitions – Officials

3031 All referees, assistant referees, judges, technical panel officials, accountants and assistant accountants, except as otherwise prescribed in these rules, must be selected from the official lists set forth in the current directory, be currently registered with U.S. Figure Skating and be otherwise in good standing under U.S. Figure Skating rules.

- A. If holding IJS events, the officials must be trained to function in the IJS.
- B. Technical specialists and technical controllers at all U.S. Figure Skating sanctioned competitions must be either:
 1. Certified by the Technical Panel Management Subcommittee,
 2. On the current list of ISU certified technical panel officials, or
 3. Certified as a technical official by a member federation of the ISU.

A guest technical panel official need not be a member of U.S. Figure Skating nor a U.S. citizen.

- C. Foreign judges/referees recognized by their own associations may judge and/or referee nonqualifying competitions.

3032 For all sanctioned, nonqualifying competitions, the local organizing committee must select the following officials:

- A. A chief referee. Additional referees may be selected at the discretion of the host club.
 1. Either the chief referee or the chief accountant (see D below) must be a regional, sectional or national official in the area of service, selected from the official lists. At nonqualifying competitions containing only 6.0 events, the chief referee may be a certified 6.0 singles/pairs referee selected from the official list, and the chief accountant may be a certified 6.0 accountant selected from the official list.
 2. The chief referee, if not a certified 6.0, regional, sectional or national referee, must be an official judge;
- B. Judges:
 1. No fewer than three but no more than nine judges will be assigned to each event of any sanctioned competition. A five-judge panel is recommended.
 - a. An odd number of judges must be used with 6.0 scoring;
 - b. Either an odd or even number of judges may be used in events conducted under the IJS.
 2. See rules 3040-3048 for judge types and levels.
- C. Technical Panel Officials (for IJS events only, see rule 2133) to include at a minimum:
 1. Technical controller
 2. Technical specialist
 3. Assistant technical specialist

In an emergency situation, when a shortage of technical panel personnel arises during a competition due to unforeseen circumstances, the chief referee may assign one technical controller and one technical specialist to the technical panel.
- D. A chief accountant to calculate results using the calculation computer program selected by U.S. Figure Skating as the official calculation software. Additional accountants may be selected at the discretion of the host club.
 1. For competitions holding IJS events and using the IVR judging equipment, a technical accountant to operate the equipment at rink side.
- E. Other officials as may be necessary.

3033 For nonqualifying competitions, members of the same family or close relatives may serve as officials in the same event (e.g. intermediate ladies group A) provided they are not on the same part of the panel (e.g. both on the technical panel or both on the judging panel (referees are not considered members of the judging panel)).

3034 A relative of a competitor will not be permitted to referee, judge, serve on the technical panel or act as an accountant in any competitive event in which the competitor is entered. Persons married or closely related to a competitor or paid coach in figure skating will not be permitted to serve as a referee, judge, technical panel member or an accountant in any event in which the competitor or pupil of the paid coach is entered. Private or semi-private trainers of a skater in ballet, gymnastics, ballroom dancing or physical fitness are prohibited from judging or trial judging skaters who are their pupils. Persons will be considered a pupil for 12 months after the last day of receiving coaching.

3035 A judge or technical panel member who, during the preceding 12 months, has skated as a partner of a competitor will not serve as an official in any competitive event in which the partner is entered.

- 3036** Synchronized team managers are prohibited from serving as a judge, referee, technical panel official or accountant on an event in which their team is competing and may not serve as a judge, referee, technical panel official or accountant on such an event for one year following the termination of their role as team manager.
- A. For the purposes of this rule, a synchronized team manager is a spokesperson for and provides management oversight for a synchronized skating team or teams. Management oversight includes the administrative aspects of conducting business for a team, specifically overseeing and directing the organization and administration of team expenses, travel, accommodations, competition entry forms and rosters, competition and non-competition clothing and all team communications.
- 3037** A list of technical officials certified to officiate U.S. Figure Skating events conducted under the IJS will be published in the directory and will be available on the Members Only site.
- 3038** For information regarding reimbursement of officials, see rule 2150.
- 3039** For information regarding trial judges, see rules 2160-2163.

3040 Levels of Judges Required for Nonqualifying Competitions

3041 Judges Required for Figure Events at Competitions

The competition events to which reference is made in the following table are those over which U.S. Figure Skating has jurisdiction. See rule DOR 1.02 (B). The following judges are required to judge figure events at nonqualifying competitions:

Judges Required for Figure Events		Figure Judge Classifications		
		Bronze Figure Test Judge (BRZ)	Silver Figure Test Judge (SLV)	Gold Figure Test Judge (GLD)
Figure Competition Level	Preliminary Figure		J	J
	Pre-Juvenile Figure		J	J
	Juvenile Figure		J	J
	Intermediate Figure		J	J
	Novice Figure		J	J
	Junior Figure			J
	Senior Figure			J
	Adult Bronze Figure	J	J	J
	Adult Silver Figure	J	J	J
	Adult Gold Figure			J

J = Qualified to judge without limitation

3042 Judges Required for Singles Events at Competitions

The competitions to which reference is made in the following rules are those over which U.S. Figure Skating has jurisdiction. See rule DOR 1.02 (B). Only judges certified by the Judges Management Subcommittee in the international judging system (IJS) may officiate at qualifying competition events employing the IJS. The following judges are required to judge singles and pairs events at nonqualifying competitions:

Judges Required for Singles Events		Singles/Pairs Judge Classifications						
		Bronze Singles Test Judge (BRZ)	Silver Singles Test Judge (SLV)	Gold Singles Test Judge (GLD)	Non-qualifying Singles Judge (NQ)	Regional S/P Judge (REG)	Sectional S/P Judge (SEC)	National S/P Judge (NAT)
Nonqualifying Competitions – Events and Levels	No Test Singles	J	J	J	J(1)	J	J	J
	Pre-Preliminary Singles	J	J	J	J(1)	J	J	J
	Preliminary Singles	J	J	J	J(1)	J	J	J
	Pre-Juvenile Singles	J	J	J	J(1)	J	J	J
	Juvenile Singles	J	J	J	J(1)	J	J	J
	Intermediate Singles	J	J	J	J(1)	J	J	J
	Novice Singles	J	J	J	J(1)	J	J	J
	Junior Singles			J	J(1)	J	J	J
	Senior Singles			J	J(1)	J	J	J
	Adult Pre-Bronze Singles	J	J	J	J(1)	J	J	J
	Adult Bronze Singles	J	J	J	J(1)	J	J	J
	Adult Silver Singles	J	J	J	J(1)	J	J	J
	Adult Gold Singles		J	J	J(1)	J	J	J
	Masters Jr-Sr Singles		J	J	J(1)	J	J	J
	Masters Int-Nov Singles		J	J	J(1)	J	J	J

J = Qualified to judge events at competitions without limitation

J(1) = Qualified to judge events at nonqualifying competitions as a one-judge minority of the panel

3043 Judges Required for Pairs Events at Competitions

The competitions to which reference is made in the following rules are those over which U.S. Figure Skating has jurisdiction. See rule DOR 1.02 (B). Only judges certified by the Judges Management Subcommittee in the international judging system (IJS) may officiate at qualifying competition events employing the IJS. The following judges are required to judge singles and pairs events at nonqualifying competitions:

Judges Required for Pairs Events		Singles/Pairs Judge Classifications					
		Bronze Singles Test Judge (BRZ)	Silver Singles Test Judge (SLV)	Gold Singles Test Judge (GLD)	Regional S/P Judge (REG)	Sectional S/P Judge (SEC)	National S/P Judge (NAT)
Nonqualifying Competitions – Events and Levels	Juvenile Pair	P	P	P	J	J	J
	Intermediate Pair	P	P	P	J	J	J
	Novice Pair	P	P	P	J	J	J
	Junior Pair			P	J	J	J
	Senior Pair			P	J	J	J
	Centennial Pair		P	P	J	J	J
	Adult Bronze Pair	P	P	P	J	J	J
	Adult Silver Pair	P	P	P	J	J	J
	Adult Gold Pair		P	P	J	J	J
	Masters Pair		P	P	J	J	J

J = Qualified to judge events at competitions without limitation

J(1) = Qualified to judge events at nonqualifying competitions as a one-judge minority of the panel

P = Qualified to judge pair events at nonqualifying competitions if certified for pairs

3044 Judges Required for Partnered Dance Events at Competitions

The competitions to which reference is made in the following table are those over which U.S. Figure Skating has jurisdiction. See rule DOR 1.02 (B). Only judges certified by the Judges Management Subcommittee in the international judging system (IJS) may officiate at qualifying competition events employing the IJS. The following judges are required to judge partnered dance events at nonqualifying competitions:

Judges Required for Partnered Dance Events		Dance Judge Classifications						
		Bronze Dance Test Judge (BRZ)	Silver Dance Test Judge (SLV)	Gold Dance Test Judge with & w/o Intl Cert (GLD) (G/I)	Nonqualifying Dance Judge (NQ)	Novice Sectional Dance Judge (NV/S)	Sectional Dance Judge (SEC)	National Dance Judge (NAT)
Nonqualifying Competitions – Events and Levels	Pre-Juvenile Dance	J	J	J	J(1)	J	J	J
	Juvenile Dance	J	J	J	J(1)	J	J	J
	Intermediate Dance	J	J	J	J(1)	J	J	J
	Novice Dance			J	J(1)	J	J	J
	Junior Dance			J	J(1)	J	J	J
	Senior Dance			J	J(1)	J	J	J
	Adult Pre-Bronze Dance	J	J	J	J(1)	J	J	J
	Adult Bronze Dance	J	J	J	J(1)	J	J	J
	Adult Pre-Silver Dance	J	J	J	J(1)	J	J	J
	Adult Silver Dance	J	J	J	J(1)	J	J	J
	Adult Pre-Gold Dance			J	J(1)	J	J	J
	Adult Gold Dance			J	J(1)	J	J	J
	Masters Open Dance			J	J(1)	J	J	J
	Centennial Dance			J	J(1)	J	J	J

J = Qualified to judge events without limitation

J(1) = Qualified to judge events at nonqualifying competitions as a one-judge minority of the panel

3045 Judges Required for Solo Dance Events at Competitions

The competitions to which reference is made in the following table are those over which U.S. Figure Skating has jurisdiction. See rule DOR 1.02 (B). Only judges certified by the Judges Management Subcommittee in the international judging system (IJS) may officiate at qualifying competition events employing the IJS. The following judges are required to judge solo dance events at nonqualifying competitions:

Judges Required for Solo Dance Events		Dance Judge Classifications						
		Bronze Dance Test Judge (BRZ)	Silver Dance Test Judge (SLV)	Gold Dance Test Judge with & w/o Intl Cert (GLD) (G/I)	Non-qualifying Dance Judge (NQ)	Novice Sectional Dance Judge (NV/S)	Sectional Dance Judge (SEC)	National Dance Judge (NAT)
Nonqualifying Competitions – Events and Levels	Pre-Juvenile Solo Dance	J	J	J	J(1)	J	J	J
	Juvenile Solo Dance	J	J	J	J(1)	J	J	J
	Intermediate Solo Dance	J	J	J	J(1)	J	J	J
	Novice Solo Dance		J	J	J(1)	J	J	J
	Junior Solo Dance		J	J	J(1)	J	J	J
	Senior Solo Dance		J	J	J(1)	J	J	J
	Preliminary Solo Dance	J	J	J	J(1)	J	J	J
	Pre-Bronze Solo Dance	J	J	J	J(1)	J	J	J
	Bronze Solo Dance	J	J	J	J(1)	J	J	J
	Pre-Silver Solo Dance		J	J	J(1)	J	J	J
	Silver Solo Dance		J	J	J(1)	J	J	J
	Pre-Gold Solo Dance		J	J	J(1)	J	J	J
	International Solo Dance		J	J	J(1)	J	J	J
	Gold Solo Dance		J	J	J(1)	J	J	J
	Adult Bronze Solo Dance	J	J	J	J(1)	J	J	J
	Adult Pre-Silver Solo Dance	J	J	J	J(1)	J	J	J
	Adult Silver Solo Dance	J	J	J	J(1)	J	J	J
	Adult Pre-Gold Solo Dance		J	J	J(1)	J	J	J
	Adult Gold Solo Dance		J	J	J(1)	J	J	J

J = Qualified to judge events without limitation

J(1) = Qualified to judge events at nonqualifying competitions as a one-judge minority of the panel

3046 Judges Required for Synchronized Events at Competitions

The competitions to which reference is made in the following table are those over which U.S. Figure Skating has jurisdiction. See rule DOR 1.02 (B). Only judges certified by the Judges Management Subcommittee in the international judging system (IJS) may officiate at qualifying competition events employing the IJS. The following judges are required to judge synchronized events at nonqualifying competitions:

Judges Required for Synchronized Events	Synchronized Judge Classifications			Singles/Pairs Judge Classifications			Dance Judge Classifications		
	Nonqualifying (NQ)	Sectional (SEC)	National (NAT)	Regional (REG)	Sectional (SEC)	National (NAT)	Novice Sectional (NV/S)	Sectional (SEC)	National (NAT)
Nonqualifying Synchronized Competitions (all levels)	J(1)	J	J	J(1)	J(1)	J(1)	J(1)	J(1)	J(1)

J = Qualified to judge events at competitions without limitation

J(1) = Qualified to judge events at nonqualifying competitions as a one-judge minority of the panel

3047 Judges Required for Showcase Events at Competitions

The competitions to which reference is made in the following rules are those over which U.S. Figure Skating has jurisdiction. See rule DOR 1.02 (B). The following judges are required to judge showcase events at nonqualifying competitions:

Judges Required for Showcase Events	Judge Classifications			
	National Showcase Judge	Singles/Pairs Judges - All Classifications*	Dance Judges - All Classifications*	Synchronized Judges - All Classifications*
Showcase Events at Nonqualifying Competitions (all levels)	J	J	J	J
National Showcase (all levels)	J			

J = Qualified to judge events at competitions without limitation

*Nonqualifying singles/pairs judges, nonqualifying dance judges and nonqualifying synchronized judges can only judge showcase events as a one-judge minority of the panel.

3048 Judges Required for Theatre On Ice Events at Competitions

The competitions to which reference is made in the following rules are those over which U.S. Figure Skating has jurisdiction. See rule DOR 1.02 (B). The following judges are required to judge Theatre On Ice events at nonqualifying competitions:

Judges Required for Theatre On Ice Events	Theatre On Ice (TOI) Judge Classifications			Singles/Pairs Judges - All Classifications*	Dance Judges - All Classifications*	Synchronized Judges - All Classifications*
	Nonqualifying TOI Judge	National Novice TOI Judge	National TOI Judge			
Theatre On Ice Events at Nonqualifying Competitions (all levels)*	J	J	J	J	J	J
National Theatre On Ice (novice and lower events)		J	J			
National Theatre On Ice (junior and senior events)			J			

J = Qualified to judge events at competitions without limitation

*Nonqualifying singles/pairs judges, nonqualifying dance judges and nonqualifying synchronized judges can only judge Theatre On Ice events as a one-judge minority of the panel.

3050 Nonqualifying Competitions – Entries

- 3051** Entries for nonqualifying competitions may be accepted after the date for closing of the entries at the discretion of the committee in charge of the competition, except that no entry need be accepted if received within 48 hours of the time for starting the first event of the competition. See rule 3055 for required numbers of entries.
- 3052** Entries of competitors who are members of clubs must be approved by the appropriate club officials. Entries must include the entrants' registration numbers.
- 3053** Clubs are permitted to enter more than one synchronized skating team in the same level.
- 3054** If competing in an IJS event, each skater, pair, couple or team will submit a planned program content sheet (PPCS) for each segment of their competitive event indicating the elements planned for the program listed in the order to be skated.
- 3055** At nonqualifying competitions, if only one eligible competitor/team enters an event, the competitor/team will be offered the option to skate an exhibition, compete in an equivalent event one level above or one level below (as qualified by test level) or, for pre-juvenile and lower and adult bronze and lower singles events, compete in an equivalent event against skaters of the opposite gender.
- A. If said competitor chooses to skate an exhibition, judges will award their marks according to the rules and the applicable judging system used, and the competitor/team will receive first place.
 - B. If said competitor chooses to compete in an equivalent event against skaters of the opposite gender, the skater will be entered accordingly.
 - C. If said competitor/team chooses not to skate, the entry fee will be refunded, and the event will be cancelled.
- 3056** If more than one competitor/team enters but, due to withdrawals, only one competitor/team appears at an event, the referee will offer the competitor/team the option to skate. If the competitor/team chooses to skate, judges will award their marks according to the rules and the applicable judging system used, and the competitor/team will receive first place. If the competitor/team chooses not to skate, the entry fee will be refunded.
- 3057** Postponement of the competition will extend the time of closing entries to a date to be fixed by the committee in charge, and notice shall be given to all entrants. Entries already made may be withdrawn before the postponed date of closing entries.
- 3058** Once entries have closed, entry fees are only refundable if the competition is not held.

3060 Nonqualifying Competitions – Eligibility to Compete

3061 Eligibility to Compete – Singles, Pairs and Ice Dance

- A. In order to enter nonqualifying competitions, a person must be: (1) an eligible person, restricted person, reinstated eligible person or readmitted person as defined in the Eligibility Rules; (2) a member of a member club, a collegiate club or an individual member; (3) currently registered; and (4) otherwise eligible under these rules except as stated below.
 - 1. Non-U.S. citizens from Canada and U.S. citizens who have been released by U.S. Figure Skating to represent Canada may be permitted to enter nonqualifying competitions if the competition is also sanctioned by Skate Canada.
 - 2. Non-U.S. citizens from countries other than Canada who have documentation that they are in good standing with their own national federation and have permission from said federation to compete in U.S. Figure Skating sanctioned competitions or have requested release from said federation may be permitted to enter nonqualifying competitions.
 - 3. U.S. citizens who have been released by U.S. Figure Skating to represent a foreign federation must represent said federation at nonqualifying competitions. Those released to represent a foreign federation other than Canada must have documentation that they are in good standing with and have permission to compete in U.S. Figure Skating sanctioned nonqualifying competitions from said federation.
- B. Any member of U.S. Figure Skating who also represents a foreign federation must represent that foreign federation in any U.S. Figure Skating sanctioned nonqualifying competitions in which the member participates. All other members of U.S. Figure Skating must represent their designated home club in any competition as set forth in rule MR 10.01.

3062 Eligibility to Compete – Synchronized Skating

- A. No synchronized team is eligible to enter any nonqualifying synchronized skating competition without a registration for the current skating year (see rule MR 40.02). The registration number will be required on all competition entry forms.
- B. For collegiate team level eligibility requirements, see rule 2223.
- C. All members of synchronized skating teams must be eligible persons or reinstated persons and registered skaters. See Eligibility Rules. If a team represents a club, all team members must be members of the club the team represents, but it is not necessary for it to be their home club.
- D. Documents required for nonqualifying competitions:
 - 1. All levels except collegiate must provide proof of age (i.e. copy of birth certificate, passport, driver's license, notarized affidavit, etc.) if so requested by the referee of the competition in which the team is entered. Proof of age must be provided:
 - a. At accreditation if requested prior to the start of the competition, or
 - b. Within 24 hours of being requested by the referee.Failure to furnish the requested proof will result in retroactive disqualification of the member's team.
 - 2. Collegiate and open collegiate teams must provide certification from their college or university that each team member is a full-time student.

3063 Eligibility to Compete – Intercollegiate Competitions

In addition to meeting the usual eligibility requirements, all skaters in intercollegiate competitions must represent their college/university and be full-time students at the college/university they represent as of the closing date for entries. Skaters may be part-time at the college/university that they represent as of the closing date for entries only in their final term if documentation can be provided that they are enrolled, and the final credits for which they are registered will complete their degree requirements.

3064 Skating Accommodations Memorandum (S.A.M.) for Nonqualifying Competitions

A singles skater with a documented physical disability, as defined by the Americans with Disabilities Act (ADA), may request exemption from certain technical rules or element requirements or expectations on the basis that such rule or requirement penalizes them in the assessment.

A. The skater will submit the Request for Skating Accommodations Memorandum form to the Adaptive Skating Subcommittee national vice chair.

B. The Adaptive Skating Subcommittee national vice chair will consult with the appropriate Sports Sciences and Medicine Committee specialist to assess the request.

C. A response to the request will be provided to the skater within 30 days of submission.

1. If the request is approved, the skater will be provided with the appropriate Skating Accommodation Memorandum (S.A.M.) to be used at U.S. Figure Skating sanctioned nonqualifying competition(s) for the date(s) provided.

2. The skater will notify the competition chief referee about the S.A.M. by the entry deadline for the applicable competition. The chief referee will inform the event referee(s) about any S.A.M. information received as relevant to their event(s), and the event referee will inform the judging panel as necessary.

3100 Rules for Compete USA Competitions

3110 Compete USA Competitions – Approvals

3111 Compete USA competitions may include events for skaters who have passed no higher than the preliminary free skate, pre-bronze pattern dance or adult bronze free skate tests without applying for a U.S. Figure Skating sanction. However, an approval number is required and may be obtained from the appointed Learn to Skate USA representatives. See also rule 3112.

3112 When a Compete USA competition is held in conjunction with a sanctioned nonqualifying competition, an approval number as required by rule 3111 above must still be obtained.

3120 Compete USA Competitions – Officials

3121 For Compete USA competitions, three judges not related to the competitors are required for each event. Judges may be any official U.S. Figure Skating or Skate Canada judge or any other qualified eligible or ineligible person in skating who is a U.S. Figure Skating member and/or a Learn to Skate USA member.

3122 For Compete USA competitions, the member club or other organization sponsoring and conducting the competition shall approve all judges and officials. All persons serving as judges and officials shall be at least 16 years of age.

3130 Compete USA Competitions – Announcements

3131 For all Compete USA competitions, a copy of the announcement and an approval request shall be sent to the appointed Learn to Skate USA representative for approval and issuance of a Compete USA approval number 30 days prior to the release of the competition announcement to the public. The approval is to be publicly displayed during the competition.

3132 Compete USA competitions will follow the event structure as outlined in the Compete USA Manual. Any registered Learn to Skate USA program may conduct a Compete USA competition.

3133 When Compete USA competitions are held on the home ice of a U.S. Figure Skating member club, the member club shall be designated as the sponsoring club.

3134 Compete USA competitions may be:

A. “In house” — the competition is available only to those skaters who are members of the club or program conducting the competition, or

B. “Open” — the competition is available to any registered U.S. Figure Skating Learn to Skate USA member or full U.S. Figure Skating member.

3200 Rules for Special Competitions

Special competitions require a sanction from the appropriate regional vice chair.

A. A special competition is one that for novelty or other sufficient reason is considered desirable but cannot be conducted under other competition rules.

B. Rules pertaining to the conduct of qualifying competitions are optional for special competitions. Such rules include:

1. Selection and posting of pattern dances and rhythm dance rhythms;

2. Seeding;

3. Initial starting order and warm-up groups;

4. Subsequent starting order and warm-up groups;

5. Authorized systems of judging;

6. Computations for placements;

7. Officials from the official lists are not required so long as the chief referee or the chief accountant is so qualified.

- C. For application of other rules, a special competition is to be considered a sanctioned nonqualifying competition. All entrants must be at least a U.S. Figure Skating registered Learn to Skate USA member.

3300 Rules for Club Competitions and Special Olympics

3301 Other types of nonqualifying competitions that can be held without a U.S. Figure Skating sanction:

A. Club competitions:

1. Club officers or other authorities may make special rules for closed club competitions without obtaining the consent of the chair or appropriate sectional or regional vice chair of the Competitions Committee, provided that such rules do not violate U.S. Figure Skating rules on eligibility.
2. Ineligible persons are not permitted to compete in club competitions.
3. Competitors must be U.S. Figure Skating members and members of the club, and entries must not be contingent on nor include special memberships.

B. Special Olympics:

Registered Special Olympics skaters may participate in any event only for Special Olympics athletes without jeopardizing their eligible skater status. See PSER 4.13 (G).

3310 Club Competitions – Officials

For club competitions, referees, judges and accountants may be selected at the discretion of the officers of the club conducting the competition, although it is recommended that persons from the official lists be selected whenever possible. Any qualified eligible person or reinstated person may act as a referee, judge or accountant in club competitions, but restricted and ineligible persons may not.

3400 Rules for Showcase Competitions

For the recommended conduct of showcase competitions, refer to the Nonqualifying and National Showcase Competition Guidelines and Procedures posted on the Members Only site and rule 3047.

3500 Rules for Theatre On Ice Competitions

For the recommended conduct of Theatre On Ice competitions, refer to the Theatre On Ice Guidelines and Procedures posted on the Members Only site and rule 3048.

3600 Rules for ISI Competitions

U.S. Figure Skating eligible skaters may participate in figure skating competitions endorsed by the ISI without the need for a separate U.S. Figure Skating sanction, provided the competition is within the scope of the Joint Statement of Cooperation of the Ice Skating Institute (ISI), Professional Skaters Association (PSA) and U.S. Figure Skating, and the skater's qualifications are within the special grant of permission as recognized in the Joint Statement of Cooperation. If the skater qualifications are outside the scope of the special grant of permission, the skater's participation must be approved by U.S. Figure Skating under a separate sanctioning procedure.

3700 Rules for State Games Competitions

3701 Eligible State Games are defined as those games recognized as State Games by the United States Olympic and Paralympic Committee (USOPC) and whose host state State Games Organization is a member in good standing with the National Congress of State Games.

3702 State Games figure skating competitions not abiding by this rule section 3700 will not be sanctioned by U.S. Figure Skating as a legitimate State Games competition but, if qualified, may be sanctioned as a nonqualifying competition.

3703 All U.S. Figure Skating competition rules apply to State Games competitions except as specifically and otherwise stated in this rule section 3700 or as may be specifically exempted or excluded in U.S. Figure Skating competition rules.

3710 State Games – Sanctions

3711 All recognized State Games require a sanction application to be filed by a U.S. Figure Skating host club to the national vice chair of the State Games Subcommittee at least 60 days prior to the competition accompanied by the corresponding announcement for the competition. If the State Games requesting the sanction is receiving financial aid from U.S. Figure Skating pursuant to rule 3752, the sanction application must also include an agreement entered into between a U.S. Figure Skating host club and the respective State Games organization as well as a list of U.S. Figure Skating officials participating. The national vice chair may reject any application for any good and sufficient reason.

3712 State Games competitions occurring in states not recognized by the National Congress of State Games will not be recognized by U.S. Figure Skating as a State Games competition. Such non-recognized State Games competitions must request a sanction as a standard nonqualifying competition, club competition or special competition as described in rules 3000, 3200 or 3301. A current list of State Games recognized by the National Congress of State Games will be maintained and available from the national vice chair of the State Games Subcommittee. The list will be updated following the annual fall meeting of the National Congress of State Games.

3720 State Games – Officials

3721 Officials for all events of the competition must be qualified U.S. Figure Skating officials chosen from U.S. Figure Skating official lists, except that Compete USA events may be judged by any qualified eligible or ineligible person who is a U.S. Figure Skating member and/or Learn to Skate USA member and is 16 years of age or older.

3730 State Games – Eligibility to Compete

- 3731** State Games competitions are open to any skater who is a resident of the state hosting the games; a resident of a neighboring state, if the neighboring state is a member of the National Congress of State Games and there is an agreement between both states that allows it; or a resident of a neighboring state that is not a member of the National Congress of State Games if the host state allows it. The skater may be affiliated or unaffiliated with an organization such as U.S. Figure Skating or ISI; however, skaters affiliated with U.S. Figure Skating must be eligible to compete according to U.S. Figure Skating Eligibility Rules.
- 3732** If a skater's residency changes during the calendar year, the skater may participate in the State Games competition of the new state of residency, if eligible in all other respects, provided they have not participated in a State Games of another state during the same calendar year. Synchronized teams are an exception (See rule 3733). Each state may have the option of expanding its eligibility requirements.
- 3733** Skaters may participate as a member of a synchronized team in a state other than their resident state if 50 percent or more of the team is comprised of residents of the state hosting the competition. Skaters participating on such a team must limit their State Games synchronized team participation to a single State Games competition in any given calendar year and may not participate in any non-synchronized skating events (e.g. solo events) at the State Games in which they are a non-resident. The skater may, however, compete as a member of a synchronized team in the non-resident state and also in solo events in the skater's resident state in the same calendar year.
- 3734** An eligible person in skating who is not a member of U.S. Figure Skating may enter the figure skating events of State Games, which are recognized by the USOPC and sanctioned by U.S. Figure Skating, if otherwise eligible to do so. Entrants in figure skating events of State Games are not subject to rule 3055. If only one competitor is entered in an event, the event may be held.

3740 State Games – Conduct of Competitions

- 3741** Specific rules for individual State Games figure skating competitions will be designed cooperatively by the national vice chair of the State Games Subcommittee, the club hosting the competition and the State Games organization in the respective state.
- 3742** The proposed competition announcement must be reviewed by the national vice chair of the State Games Subcommittee and the chief referee of the competition prior to publication. The announcement must be consistent with rule 3020.

3750 State Games – Expenses and Reports

- 3751** The expenses of any State Games competition such as advertising, program, prizes, expenses of judges, referees and accountants and all other expenses will be met by the state hosting the competition in accordance with the agreement entered into between the host club and the respective State Games organization.
- 3752** U.S. Figure Skating financial assistance may be provided to State Games competitions to help defray officials' expenses on a case-by-case basis. Assistance will be at the discretion of the national vice chair of the State Games Subcommittee. No financial assistance will be provided prior to the timely submission of a complete financial statement detailing the income and expenses for the event.
- 3753** Within 50 days of the last day of competition, a summary report of the competition and, if U.S. Figure Skating financial assistance was provided, a financial statement must be filed with the national vice chair of the State Games Subcommittee and U.S. Figure Skating headquarters. Failure to submit final reports and financial statements may result in the denial of a sanction the following year and any agreed upon assistance from the U.S. Figure Skating State Games budget.

3800 Skate United Events at Nonqualifying and Compete USA Competitions

- 3801** The Skate United competition track is for athletes who have physical disabilities, as defined by the Americans with Disabilities Act (ADA). Competitions offering singles events (such as free skate, jumps or spins) will provide comparable events for Skate United athletes.
- A. Athletes competing within the Skate United track will be placed in separate Skate United groups for their test level. See rule 3055 for events with only one eligible competitor/team.
- B. Requirements for the Skate United events will be the same as for the equivalent standard events.
1. Skate United athletes who need additional accommodations may also apply for a Skating Accommodations Memorandum as outlined in rule 3064.
- C. The 6.0 judging system must be used for Skate United events.

Notes

Rules for Holding Test Sessions

4000 Qualifications to Take Tests

4001 The official tests of U.S. Figure Skating may be taken by all persons who are members of a member club, a collegiate club or individual members who are currently registered with U.S. Figure Skating and are otherwise qualified under these rules, as well as by members of a member association of the ISU. Each candidate must present a current registration card before taking a test.

- A. For age and prerequisite qualifications to take a test, please see rules 5010-5014 (moves in the field tests), 6210-6214 (free skate tests), 7210-7212 (pair tests), 8210-8217 (pattern dance tests), 8310-8312 (partnered free dance tests) and 8360-8361 (solo free dance tests).
- B. Skaters who have not tested in the United States but have tested or competed under ISU federations may apply to have their credentials evaluated for placement within the U.S. test and competition structure. Application should be made to the chairs of the Tests and Competitions Committees jointly.

4002 A candidate will not be eligible to take a higher-level test until all of the preceding tests in the same category have been passed or completed except as otherwise specified in these rules. A certificate or other satisfactory evidence of the highest test previously passed or completed must be presented before taking a test.

4003 Waiting period for tests marked “retry”

A. The following tests, when marked “retry,” may not be retaken prior to the 13th day following the date of the original test. Example: A test taken on May 1 and marked “retry” may not be retaken before May 14, the 14th being the 13th day following the date of the original test. For the purposes of this rule, a moves in the field test taken as an adult 50+ candidate is considered the same as the same level moves in the field test taken as an adult 21+ or standard candidate.

- 1. All moves in the field tests;
- 2. Pre-juvenile, preliminary, pre-preliminary, adult bronze, adult pre-bronze, and adaptive skating free skate tests;
- 3. All partnered pattern dance tests;
- 4. All solo pattern and free dance tests;
- 5. All adult pair tests;
- 6. Adult partnered free dance tests;
- 7. All figure tests.

B. There will be no waiting period for standard free skate, pair, or partnered free dance tests marked “retry” at the juvenile level or higher, or adult free skate tests at the silver level or higher. Tests may only be taken one time per calendar day. If a candidate is submitting an IJS protocol from a U.S. Figure Skating sanctioned nonqualifying competition for test credit, the waiting period does not apply.

4004 Skate Canada members who have passed the Skate Canada gold free skate, senior competitive pairs or gold dance tests may apply for permission to take the U.S. Figure Skating senior free skate test, senior/gold pair test, gold dance test and/or senior free dance test, respectively, provided such candidates present permission in writing from their home club, a Skate Canada test registration card and a test certificate evidencing the fact that such candidates have passed the comparable Skate Canada test. Prior to taking the U.S. Figure Skating senior free skate or senior pair tests candidates must first pass the U.S. Figure Skating senior moves in the field test. Prior to taking the U.S. Figure Skating senior free dance test candidates must first pass the U.S. Figure Skating gold dance test. The foregoing rule is based upon a reciprocal arrangement with Skate Canada.

4005 Skating Accommodations Memorandum (S.A.M.) for Testing

A singles skater with a documented physical disability, as defined by the Americans with Disabilities Act (ADA), may request exemption from certain technical rules or element requirements or expectations for moves in the field or free skate tests on the basis that such rule or requirement penalizes them in the assessment.

A. The skater will submit the Request for Skating Accommodations Memorandum form to the Adaptive Skating Subcommittee national vice chair.

B. The Adaptive Skating Subcommittee national vice chair will consult with the appropriate Sports Sciences and Medicine Committee specialist to assess the request.

C. A response to the request will be provided to the skater within 30 days of submission.

- 1. If the request is approved, the skater will be provided with the appropriate Skating Accommodations Memorandum (S.A.M.) to be used at U.S. Figure Skating test sessions for the date(s) provided.
- 2. The skater will notify the test chair about the S.A.M. by the deadline for the applicable test session. The test chair will provide the information to the judging panel.

4100 Procedure for Holding a Test Session

4101 Tests must be held only under the auspices and control of a member club (see rule PSER 6.01 (A)(1)), the principal skating headquarters of which is defined as the address at which a club conducts the majority of its skating sessions. Tests may also be held by collegiate clubs provided they elect/appoint a test chair and adhere to all test rules. Candidates may apply for test credit (per test order and prerequisite rules) by achieving the minimum defined passing scores for the discipline and level based on their IJS protocol at a U.S. Figure Skating sanctioned nonqualifying competition (see rule 4200).

4102 If a member club desires to conduct tests at the principal skating headquarters of another member club, the prior consent of the latter is required per MR 7.01 (B).

- 4103** The test chair or duly authorized representative of a member club will establish the time schedule and order of skating for any test session conducted by the club, as well as any priorities to be followed by candidates desiring to take such tests, subject to the limitation that the privilege to take such tests must not be unreasonably withheld from members in good standing with U.S. Figure Skating and with their home club as defined in MR 10.01, if any, including members of U.S. Figure Skating clubs other than the club conducting the tests. The test chair or duly authorized representative of a member club must also arrange for the judges required and will make all other necessary arrangements pertaining to the tests.
- 4104** In lieu of testing with in-person judges, the member club may elect to host virtual testing for any moves in the field, free skate, pairs, pattern dance or free dance tests. Figure tests are not eligible for virtual testing.
- A. Virtual testing is organized by the test chair or duly authorized representative of the member club. Tests are evaluated by qualified judges via video (see rule section 4530) and will be subject to all requirements as defined in the rules. Candidates must have met the prerequisites for the test by the date of the test session.
1. Reskating of any element, as described by rules 5040, 6238, 7237, 8241, 8339, and 8388, is not permitted for virtual tests.
 2. Virtual tests are subject to the waiting period outlined in rule 4003.
- B. Virtual testing may be conducted in one of two ways:
1. In the same manner as standard test sessions, but without judges officiating in person. The tests will be recorded and submitted to the judges for evaluation. The date the tests are recorded is the date of the test session.
 2. Candidates may be allowed to submit their own recorded video of the test to the host club test chair. The submission deadline set by the test chair is the date of the test session. Videos must have been taken within 30 days of the submission deadline.
- C. Video Requirements
1. A performance affidavit, and release and consent forms must be submitted with the candidate's video.
 2. In order to guarantee the integrity of the virtual test environment, candidates must confirm a proctor for their performance.
 - a. The proctor must be an impartial person of authority (i.e., test chair, rink management, skating school director, board member or local skating official) but may NOT be a coach/choreographer who has worked with the candidate, a training mate who takes from the same coach or is a personal friend of the candidate, or a parent/guardian of the athlete or any training mates.
 - b. The videographer may also serve as the proctor if they meet the requirements in (a).
 - c. Proctors must watch the test performance, verify that the full performance was completed on the date and time indicated in the athlete's recording as a single continuous recording, and complete the performance affidavit.
 3. Prior to the candidate starting the test, the videographer will announce the test candidate's name, home club name and test name. A date and time stamp must be shown at the beginning of the video by holding up a mobile device in front of the camera that shows the date and time.
 4. A performance affidavit stating that the video is in its original format and has not been altered in any way must be signed by the candidate, the candidate's coach, the videographer, and the test proctor, and must accompany the video submission. If the candidate does not have a coach, the performance affidavit may be submitted without a coach's signature.
 5. The video, performance affidavit and applicable payment must be submitted to the test chair hosting the virtual test session.
 6. Virtual tests should be recorded with no more than eight other skaters on the ice, and the test candidate should be clearly identifiable. Videos should be free of background music or noise. Moves in the field tests should not have any music playing during the test, but audio must be recorded. Rule 5021 (E) does not apply to virtual tests.
 7. The video and supporting documents must be submitted by the deadline set by the test chair.
 8. Results of the test submission must be returned to the skater and coach within one week of the test session as defined in subparagraph B of this rule 4104.
- 4105** All or any portion of any expenses incurred by a member club in conducting tests may be assessed by the club to the candidates taking such tests. See rule section 4700 for additional information.
- 4106** Candidates whose home club is conducting tests and who wish to take a test must apply to their test chair or duly authorized representative. Candidates who are members of other member clubs, collegiate clubs, individual members or members of a member association of the ISU must apply to the test chair or duly authorized representative of a member club for supervision of their tests and the reporting of test results to U.S. Figure Skating headquarters and to other required clubs or associations.
- 4107** Candidates holding membership in more than one member club must designate one of these as a home club and be governed by the test rules of that home club. See rules MR 10.01, 8.06 and 8.08.
- 4108** Written certification of membership is required from candidates who are members of member associations of the ISU.
- 4109** Candidates wishing to take a test at a club other than their home club must obtain and present written permission from the test chair or duly authorized representative of their home club, or the candidates will not be permitted to take the test, except in such cases where an agreement exists between clubs that written permission is not necessary. Written permission may only be withheld if the candidate either has an outstanding financial obligation to their home club or does not meet the qualifications to take tests contained in rule 4000. (Standard Permission Form is available on the Members Only site.)

- 4110** Except as otherwise set forth in these rules, all tests may be held only within the geographical jurisdiction of U.S. Figure Skating. However, subject to the general approval of another ISU member, U.S. Figure Skating tests may also be held within the geographical jurisdiction of that ISU member provided that such tests are sponsored and conducted by a U.S. Figure Skating member club in strict accordance with these rules.
- 4111** U.S. Figure Skating will send complimentary rulebooks and directories to test chairs upon request from their club.
- 4200 Qualification to Apply for Test Credit from IJS Protocol**
- 4201** In lieu of taking a free skate, pair or partnered free dance test at the juvenile, intermediate, novice, junior or senior levels, or an adult silver through adult senior free skate test, at a test session, candidates may elect to submit their protocol from a U.S. Figure Skating sanctioned nonqualifying competition conducted under the IJS, where they have met the minimum passing scores as defined in rule 4202. Skaters must have met the prerequisites for the test by the date of the competition and must have competed in the applicable event at the level they are wishing to pass (i.e. any skater who wishes to pass the juvenile free skate test at a competition must compete and earn the minimum passing scores in a juvenile/open juvenile free skate event).
- A. The protocol will be verified by the IJS Companion program and, for skaters meeting the minimum requirements for that respective level, an individual test credit skater report will be generated. Skaters must obtain this report together with their individual detailed protocol.
 - B. Candidates must also obtain an overall copy of the appropriate event segment results with the signature of the event referee and technical controller. The candidate's total score must match the scores on their individual protocol.
 - C. Candidates must submit A and B to the test chair or duly authorized representative of their home club, along with a statement from their coach verifying that the results are correct and unaltered. Individual members may submit the documents directly to U.S. Figure Skating headquarters.
 - D. Candidates have one year from the time they achieved the requirements at a competition to submit their documents for test credit; however, skaters who register for a qualifying regional/sectional competition or adult sectional qualifying event (rule 2401) forgo the option to submit an IJS protocol at a higher level that is dated prior to the end date of the last qualifying competition in which the skater participates within that season, depending on skater advancement. For example, if a skater registers to compete in junior singles and qualifies to compete at the U.S. Figure Skating Championships, that skater cannot submit an IJS protocol for senior free skate test credit that is dated prior to the date of their junior free skate event at the U.S. Figure Skating Championships. See also rules 2422 and 2543.
- 4202** The minimum passing scores for each respective test defined in rule section 4200 is defined as follows:
- A. The minimum passing score will consist of a total element score (TES), a program component score (PCS), and a total segment score (TSS). The candidate must achieve at least the minimum in all three scores, and each executed element must have a panel score greater than 0.00.
 - B. The minimum passing scores will be determined annually by the Tests Committee and the respective Singles, Pairs and Dance Development and Technical Committees, and published via Technical Notifications.
 - C. The minimum passing TES will be based upon the composite base value of all elements required at each level per the current ISU scale of values document.
 - D. The minimum passing PCS will be based upon the composite of test-level expectations and reasonable competition-level expectations, using current program component factors.
 - E. The minimum passing TSS will be the minimum passing TES + minimum passing PCS.
 - F. Skaters requesting test credit through their IJS protocol must follow the procedure outlined in rule 4201.
- 4300 Coaching at Test Sessions**
- 4301** Any coach wanting to coach a skater at a U.S. Figure Skating test session is required to be a member of U.S. Figure Skating. In addition, they must have successfully completed the coach and instructor compliance required in rule GR 4.01 and completed the continuing education requirements as specified in rule GR 4.02.
- 4302** Skaters may receive coaching from the sidelines while on the ice during warm-up periods and may also leave the ice surface for that purpose, provided such coaching does not interfere with the judging of another skater. However, coaching is not permitted during the actual performance of the candidate before the judges, nor may the coach be on the ice with the skater in the warm-up area. The judging panel may bar from the rink anyone who disregards this rule and may disqualify any candidate who receives coaching in violation of this rule. For the purpose of this rule, coaching will be considered any communication between the candidate and a coach, parent or any other person. For example, a skater may briefly speak with their coach between elements of a moves in the field test, but not while changing directions or feet of an element. Similarly, a skater may briefly speak with their coach between the partnered portion of a dance test and the solo portion.
- 4400 Conduct and Release of Liability**
- 4401** Candidates are bound to obey implicitly the instructions of the officials in charge of the tests and must observe and comply with the Code of Ethics set forth in GR 1.01 at all times. Candidates who, directly or indirectly or in writing, express themselves in any improper manner regarding the officials or their decisions or the markings of the judges may be suspended or excluded from further tests.
- 4402** Prior to each performance before the judges, the name of the candidate will be called. Failure to appear within two minutes after their name has been called will cause that portion of the test for which candidates have been called to be marked as "not skated." The judge-in-charge may, for good cause, modify the strict interpretation of this rule.

4403 U.S. Figure Skating and its member clubs conducting tests undertake no responsibility for damages or injuries suffered by the candidates. As a condition of and in consideration of the acceptance of their applications, all candidates and their parents and/or guardians will be deemed to have agreed to assume all risks of injury to the candidate's person and property resulting from, caused by or connected with the conduct and management of the tests, and to release any and all claims which they may have against any officials, U.S. Figure Skating, the club hosting the tests and their officers. Applications will be accepted only on the foregoing conditions.

4500 Selection of Judges for Tests

4501 Applicable judges' rules, especially the Standard of Conduct found in section DOR 4.10, will apply to all tests.

4502 For all tests, the test chair or duly authorized representative of the member club conducting the tests must select the judges from the current lists of qualified judges approved by the Judges Management Subcommittee.

4503 Unless otherwise allowed by rules 4530-4534, the judging panel must consist of three judges. If three judges are used on a panel, all three judges' marks must be reported to U.S. Figure Skating per rule 4603 even if rules 4530-4534 allow the test to be judged by one judge. If a test is being judged virtually, all judges must judge it virtually. A test cannot be judged by a combination of in-person and virtual judges.

4504 For the level and number of judges required for all tests, see specific test description/requirements in rule sections 4530, 5100, 6300, 7300, 8250, 8340 and 8390.

4505 Sufficient judges must be provided to permit normal lunch and dinner hours and bi-hourly 15-minute breaks. Judging time will be limited to eight hours per day per judge.

4506 None of the judges of a test nor the judge-in-charge may be a parent, spouse, close relative or skating partner of the candidate or of the candidate's partner. A person will be considered a skating partner who, in the preceding 12 months, has entered any sanctioned competition as a partner of the candidate.

4507 Persons married or closely related to a coach may not act as a judge or judge-in-charge of any test in which a pupil of such coach is a candidate or a partner. Also, private or semi-private trainers of a skater in ballet, gymnastics, ballroom dancing or physical fitness are prohibited from judging or trial judging skaters who are their pupils. A person will be considered a pupil for 12 months after the last day of receiving coaching.

4508 Members of a three judge panel may be selected without regard to relationship to each other. See rule section DOR 2.00, Officials Creed Standard of Conduct.

4509 The selection of an unofficial judge by a club test chair will, in the case of tests, result in the test being invalid; however, the strict application of this rule may be modified with the concurrence of the chair of the Tests Committee and the national vice chair of the Judges Management Subcommittee.

4510 Selection and Duties of the Judge-In-Charge

4511 A judge-in-charge is to be chosen by the judges to assume charge of the conduct of the test.

A. The judge-in-charge must be one of the three judges on the panel. If a test is judged by a single-judge panel, that judge must serve as the judge-in-charge.

B. The designated judge-in-charge will decide whether the ice and arena conditions are suitable for conducting a test.

C. The judge-in-charge will ensure that all judges on the panel have received any applicable Skating Accommodations Memorandum information (see rule 4005).

4512 The judge-in-charge, after consultation with the test chair of the host club, will be authorized to select a replacement judge if a judge who has commenced judging a test is unable to continue, provided another qualified judge is available.

4513 The judge-in-charge must time the program length for all free skate, pair and free dance tests. Programs that are lacking (if applicable) or in excess of the designated time must be communicated to all judges for the appropriate deduction to be applied. The judge-in-charge will also check the tempo of skater's choice music.

4520 Conduct of Test Judges

4521 Judges must not review their marks jointly before the results are checked and made official.

4522 Judges or prospective judges will apply in advance for permission to trial judge any test. Application will be made to the test chair or duly authorized representative of the member club conducting the tests.

4523 When judging tests, judges must stand or sit at locations from which they can see the complete ice surface and can hear the music when used.

4524 For test sessions, judges are permitted to bring to the officials' stand an electronic communicative device for the sole purposes of accessing official documents such as the rulebook and/or timing programs. See also rule 1240.

4525 All authorized officials must submit their expense reimbursement requests within 14 days to the host club's test chair in accordance with the current, approved U.S. Figure Skating Travel and Expense Policy, available on the Members Only site. This expense may not exceed the limitations imposed by the current, approved U.S. Figure Skating Travel and Expense Policy. Reimbursement to authorized officials must be made as soon as possible but no later than 14 days following the submission of their expense forms.

4530 Levels of Judges Required for Tests

4531 Judges Required for Figure Tests

The tests to which reference is made in the following table are those over which U.S. Figure Skating has jurisdiction. See rule DOR 1.02 (B). The following judges are required to judge figure tests:

Judges Required for Figure Tests		Figure Test Judge Classifications		
		Bronze Figure Test Judge (BRZ)	Silver Figure Test Judge (SLV)	Gold Figure Test Judge (GLD)
Figure Test Level	Preliminary Figure	J*	J*	J*
	1st Test	J*	J*	J*
	2nd Test	J*	J*	J*
	3rd Test		J*	J*
	4th Test		J*	J*
	5th Test		J*	J*
	6th Test			J*
	7th Test			J*
	8th Test			J*
	Adult Bronze Figure	J*	J*	J*
	Adult Silver Figure		J*	J*
	Adult Gold Figure			J*

J = Qualified to judge all candidate types for applicable figure test without limitation

* = Qualified to judge all candidate types for applicable figure test as a single-judge panel

4532 Judges Required for Moves in the Field Tests

The tests to which reference is made in the following table are those over which U.S. Figure Skating has jurisdiction. See rule DOR 1.02 (B). The following judges are required to judge moves in the field tests:

Judges Required for Moves in the Field Tests		Singles Test Judge Classifications			Dance Test Judge Classifications			
		Bronze Singles Test Judge (BRZ)	Silver Singles Test Judge (SLV)	Gold Singles Test Judge (GLD)	Bronze Dance Test Judge (BRZ)	Silver Dance Test Judge (SLV)	Gold Dance Test Judge (GLD)	Gold Dance Test Judge with Intl Cert (G/I)
Moves in the Field Tests	Pre-Preliminary Moves in the Field	M ^{*a}	M ^{*a}	M ^{*a}	M ^{*a}	M ^{*a}	M ^{*a}	M ^{*a}
	Preliminary Moves in the Field	M	M ^{*a}	M ^{*a}	M	M ^{*a}	M ^{*a}	M ^{*a}
	Pre-Juvenile Moves in the Field	M	M ^a	M ^a	M	M ^a	M ^a	M ^a
	Juvenile Moves in the Field	M	M ^a	M ^a	M	M ^a	M ^a	M ^a
	Intermediate Moves in the Field		M ^a	M ^a		M ^a	M ^a	M ^a
	Novice Moves in the Field		M ^a	M ^a		M ^a	M ^a	M ^a
	Junior Moves in the Field		^a	M ^a		^a	M ^a	M ^a
	Senior Moves in the Field		^a	M ^a		^a	M ^a	M ^a
	Adult Pre-Bronze Moves in the Field	M ^{*a}	M ^{*a}	M ^{*a}	M ^{*a}	M ^{*a}	M ^{*a}	M ^{*a}
	Adult Bronze Moves in the Field	M	M ^{*a}	M ^{*a}	M	M ^{*a}	M ^{*a}	M ^{*a}
	Adult Silver Moves in the Field	M	M ^a	M ^a	M	M ^a	M ^a	M ^a
	Adult Gold Moves in the Field	M	M ^a	M ^a	M	M ^a	M ^a	M ^a
	Adaptive Pre-Bronze Moves in the Field	M ^{*a}	M ^{*a}	M ^{*a}	M ^{*a}	M ^{*a}	M ^{*a}	M ^{*a}
	Adaptive Bronze Moves in the Field	M	M ^{*a}	M ^{*a}	M	M ^{*a}	M ^{*a}	M ^{*a}
	Adaptive Silver Moves in the Field	M	M ^{*a}	M ^{*a}	M	M ^{*a}	M ^{*a}	M ^{*a}
	Adaptive Gold Moves in the Field	M	M ^{*a}	M ^{*a}	M	M ^{*a}	M ^{*a}	M ^{*a}

M = Qualified to judge all candidate types for applicable moves in the field test if certified for moves in the field II

* = Qualified to judge all candidate types for applicable moves in the field test as a single-judge panel if certified for moves in the field II

^a = Qualified to judge applicable adaptive skating moves in the field test as a single-judge panel if certified for moves in the field II

4533 Judges Required for Free Skate Tests

The tests to which reference is made in the following table are those over which U.S. Figure Skating has jurisdiction. See rule DOR 1.02 (B). The following judges are required to judge free skate tests:

Judges Required for Free Skate Tests		Singles Test Judge Classifications		
		Bronze Singles Test Judge (BRZ)	Silver Singles Test Judge (SLV)	Gold Singles Test Judge (GLD)
Free Skate Tests	Pre-Preliminary Free Skate	J* ^a	J* ^a	J* ^a
	Preliminary Free Skate	J	J* ^a	J* ^a
	Pre-Juvenile Free Skate	J	J ^a	J ^a
	Juvenile Free Skate	J	J ^a	J ^a
	Intermediate Free Skate		J ^a	J ^a
	Novice Free Skate		J ^a	J ^a
	Junior Free Skate		^a	J ^a
	Senior Free Skate		^a	J ^a
	Adult Pre-Bronze Free Skate	J* ^a	J* ^a	J* ^a
	Adult Bronze Free Skate	J	J* ^a	J* ^a
	Adult Silver Free Skate	J	J ^a	J ^a
	Adult Gold Free Skate	J	J ^a	J ^a
	Adaptive Pre-Bronze Free Skate	J* ^a	J* ^a	J* ^a
	Adaptive Bronze Free Skate	J	J* ^a	J* ^a
	Adaptive Silver Free Skate	J	J* ^a	J* ^a
	Adaptive Gold Free Skate	J	J* ^a	J* ^a

J = Qualified to judge all candidate types for applicable free skate test

* = Qualified to judge all candidate types for applicable free skate test as a single-judge panel

^a = Qualified to judge applicable adaptive skating free skate test as a single-judge panel

4534 Judges Required for Pair Tests

The tests to which reference is made in the following table are those over which U.S. Figure Skating has jurisdiction. See rule DOR 1.02 (B). The following judges are required to judge pair tests:

Judges Required for Pair Tests		Singles Test Judge Classifications			Singles/Pairs Competition Judge Classifications		
		Bronze Singles Test Judge (BRZ)	Silver Singles Test Judge (SLV)	Gold Singles Test Judge (GLD)	Regional S/P Judge (REG)	Sectional S/P Judge (SEC)	National S/P Judge (NAT)
Pair Tests	Juvenile Pair	P	P	P	J	J	J
	Intermediate Pair		P	P	J	J	J
	Novice Pair		P	P	J	J	J
	Junior Pair			P	J	J	J
	Senior Pair			P	J	J	J
	Adult Bronze Pair	P	P	P	J	J*	J*
	Adult Silver Pair	P	P	P	J	J	J
	Adult Gold Pair	P	P	P	J	J	J

P = Qualified to judge all candidate types for applicable pair test if certified for pairs

J = Qualified to judge all candidate types for applicable pair test without limitation

* = Qualified to judge all candidate types for applicable pair test as a single-judge panel

4535 Judges Required for Pattern Dance (PD) and Free Dance Tests

The tests to which reference is made in the following table are those over which U.S. Figure Skating has jurisdiction. See rule DOR 1.02 (B). The following judges are required to judge pattern dance (PD) and free dance tests:

Judges Required for Pattern Dance and Free Dance Tests		Dance Test Judge Classifications			
		Bronze Dance Test Judge (BRZ)	Silver Dance Test Judge (SLV)	Gold Dance Test Judge (GLD)	Gold Dance Test Judge with Intl Cert (G/I)+
Partnered PD Tests	Preliminary Partnered Pattern Dances	J* ^a	J* ^a	J* ^a	J* ^a
	Pre-Bronze Partnered Pattern Dances	J	J* ^a	J* ^a	J* ^a
	Bronze Partnered Pattern Dances	J	J* ^a	J* ^a	J* ^a
	Pre-Silver Partnered Pattern Dances	J	J ^a	J ^a	J ^a
	Silver Partnered Pattern Dances		J ^a	J ^a	J ^a
	Pre-Gold Partnered Pattern Dances		J ^a	J ^a	J ^a
	Gold Partnered Pattern Dances		^a	J ^a	J ^a
	International Partnered Pattern Dances		^a	^a	J ^a
Solo Pattern Dance Tests	Preliminary Solo Pattern Dances	J*	J*	J*	J*
	Pre-Bronze Solo Pattern Dances	J*	J*	J*	J*
	Bronze Solo Pattern Dances	J*	J*	J*	J*
	Pre-Silver Solo Pattern Dances	J*	J*	J*	J*
	Silver Solo Pattern Dances		J*	J*	J*
	Pre-Gold Solo Pattern Dances		J*	J*	J*
	Gold Solo Pattern Dances			J*	J*
	International Solo Pattern Dances				J*
Partnered Free Dance Tests	Juvenile Partnered Free Dance	J	J*	J*	J*
	Intermediate Partnered Free Dance	J	J*	J*	J*
	Novice Partnered Free Dance	J	J	J	J
	Junior Partnered Free Dance		J	J	J
	Senior Partnered Free Dance			J	J
	Adult Pre-Bronze Free Dance	J	J*	J*	J*
	Adult Bronze Free Dance	J	J*	J*	J*
	Adult Silver Free Dance	J	J	J	J
	Adult Gold Free Dance		J	J	J
Solo Free Dance Tests	Juvenile Solo Free Dance	J	J*	J*	J*
	Intermediate Solo Free Dance	J	J*	J*	J*
	Novice Solo Free Dance	J	J	J	J
	Junior Solo Free Dance		J	J	J
	Senior Solo Free Dance			J	J
	Adult Juvenile Solo Free Dance	J	J*	J*	J*
	Adult Intermediate Solo Free Dance	J	J*	J*	J*
	Adult Novice Solo Free Dance	J	J	J	J
	Adult Junior Solo Free Dance		J	J	J
	Adult Senior Solo Free Dance			J	J

J = Qualified to judge all candidate types for applicable pattern dance or free dance test

* = Qualified to judge all candidate types for applicable pattern dance or free dance test as a single-judge panel

^a = Qualified to judge applicable adaptive skating pattern dance test as a single-judge panel

+Sectional dance judges are automatically qualified to judge international dance tests

4600 Test Records

- 4601** The marks of all tests must be recorded on official U.S. Figure Skating test judging and trial judging forms. Such forms may be downloaded from the Members Only site.
- 4602** The completion of test judging sheets will be carried out by each judge as soon as possible after a test is completed, and no results may be announced until the sheets have been verified by the test chair or duly authorized representative of the club hosting the test session and the results certified. The test judging sheets will be made available as soon as possible after the completion of a test for review by candidates, their parents and coaches. Results of tests that are judged virtually must be returned to the skater and coach within one week of the test session or video submission deadline.
- 4603** The test chair or duly authorized representative of any member club conducting tests will report the results through the Members Only site together with the appropriate fee for each test taken.
- A. If a test session takes place on multiple days, a separate report is required for each day.
- B. If three judges are used on a panel, all three judges' marks must be reported to U.S. Figure Skating per rule 4603 even if rules 4530-4534 allow the test to be judged by one judge.
- 4604** The report required by rule 4603 must contain the following information:
- A. If the report is from a standard test session:
1. Host club name and number;
 2. The date the tests were taken;
 3. The name of each judge and U.S. Figure Skating registration number;
 4. The name of each trial judge and U.S. Figure Skating registration number;
 5. Each candidate's name, U.S. Figure Skating registration number and home club;
 6. The appropriate test code for each test taken;
 7. For each test reported, the total points awarded by each judge and trial judge, if applicable;
 8. Whether the overall result of the test is a "retry," "pass," "pass with honors," or "pass with distinction."
- B. If the report is from the submission of an IJS protocol in lieu of a standard test, in accordance with rule section 4200:
1. The name of the nonqualifying competition;
 2. The date of the event;
 3. The test for which the skater is receiving credit;
 4. The name of the event referee;
 5. The name of the technical controller;
 6. The skater's TES, PCS and TSS from the event;
 7. Verification of no invalid elements; and
 8. Verification of Coach's Statement being received.
 9. The date the IJS protocol for test credit was submitted to the test chair by the candidate
- 4605** The results required by rule 4603 and additional documents/files must be retained as follows:
- A. A copy of the individual test judging sheets is to be retained in the files of the club conducting the test for at least one year after the date of the test session.
- B. For any tests that were judged virtually, the performance affidavit, and consent and release forms are also to be retained for at least one year after the date of the test session. Videos should be kept for 30 days after the corresponding test results and fees have been entered and paid on the Members Only site.
- 4606** Test results must be reported and paid for through the Members Only site within 14 days of the date of the tests or the date the skater submits an IJS protocol for test credit (see rule 4604 (B)). Results reported after the 14-day period will incur a late fee per rule 4704. A club failing to report tests within 90 days may be suspended from conducting tests until penalties are paid.
- 4607** Clubs giving tests to members other than their own must notify the candidate's home club of the date the test was taken, including the names of the judges and the marks awarded. The report must be forwarded within two weeks after the date on which such tests were conducted.
- 4608** A trial judge's name, U.S. Figure Skating number and total score for each test trialed must be reported through the Members Only site. (See rule 4606.) A trial judge's test papers must be forwarded within 14 days by the club hosting the tests to the trial judge's monitor or home club test chair, who must retain them until such time as an application for appointment or promotion is submitted. The monitor is responsible for retaining a copy of all papers submitted. If the application for appointment or promotion is approved, the monitor may destroy the copies. A trial judge is entitled to copies of all of their trial papers.
- 4609** U.S. Figure Skating headquarters will issue test certificates for successful candidates and forward the certificates to the test chair or duly authorized representative of the candidate's home club for distribution.

4700 Test Registration Fees and Late Fees

- 4701** The test chair or duly authorized representative of the member club must collect and remit a standardized registration fee to U.S. Figure Skating headquarters of \$6 per test. In the case of pair, pattern dance and free dance tests, each candidate will be assessed this test fee.
- 4702** A candidate must pay all test fees to the test chair or a duly authorized representative of the host club.
- 4703** Candidates who are members of member associations of the ISU (except Skate Canada) who are not members of U.S. Figure Skating or of a member club will pay a fee of \$10 in addition to the regular test fees for each U.S. Figure Skating free skate, pair, moves in the field or class of dance tests taken at any one test period or session. The fee for members of Skate Canada who are not members of U.S. Figure Skating or of a member club will be \$2 in addition to the regular test fee.
- 4704** Results reported and paid for after more than 14 days have passed since the date of tests or the date the skater submitted an IJS protocol for test credit, but within 45 days, will incur a late fee of \$1 per test. An additional late fee of \$1 per test must be paid for every 30-day late period thereafter; however, the maximum penalty for any 30-day late period will not exceed \$10.
- 4800 Test Emblems**
- 4801** The emblems available for tests can be found through the Merchandise tab on the Members Only site.

Computer Codes for Moves in the Field and Free Skate Tests

MOVES IN THE FIELD				
Test	Standard Code	Adult 21+ Code	Adult 50+ Code	Skate United Code
Pre-Preliminary	PPM			<u>SUPPM</u>
Preliminary	PM			<u>SUPM</u>
Pre-Juvenile	PJM			<u>SUPJM</u>
Juvenile	JM			<u>SUJM</u>
Intermediate	IM	21AIM	50AIM	<u>SUIM</u>
Novice	NM	21ANM	50ANM	<u>SUNM</u>
Junior	JRM	21AJRM	50AJRM	<u>SUJRM</u>
Senior	SRM	21ASRM	50ASRM	<u>SUSRM</u>
Adult Pre-Bronze		APBM		
Adult Bronze		21ABM	50ABM	
Adult Silver		21ASM	50ASM	
Adult Gold		21AGM	50AGM	
Adaptive Pre-Bronze	SOPBM			
Adaptive Bronze	SOBM			
Adaptive Silver	SOSM			
Adaptive Gold	SOGM			

FREE SKATE			
Test	Standard Code	Adult Code	Skate United Code
Pre-Preliminary	PPF		<u>SUPPF</u>
Preliminary	PF		<u>SUPF</u>
Pre-Juvenile	PJF		<u>SUPJF</u>
Juvenile	JF		<u>SUJF</u>
Intermediate	IF	AIF	<u>SUIF</u>
Novice	NF	ANF	<u>SUNF</u>
Junior	JRF	AJRF	<u>SUJRF</u>
Senior	SRF	ASRF	<u>SUSRF</u>
Adult Pre-Bronze		PBF	
Adult Bronze		BFR	
Adult Silver		SFR	
Adult Gold		GFR	
Adaptive Pre-Bronze	SOPBFS		
Adaptive Bronze	SOBFS		
Adaptive Silver	SOSFS		
Adaptive Gold	SOGFS		

Computer Codes for Pair, Free Dance and Figure Tests

PAIR		
Test	Standard Code	Adult Code
Juvenile	JVP	
Intermediate	IPR	
Novice	NPR	
Junior	JPR	
Senior	GPR	
Adult Bronze		ABP
Adult Silver		ASP
Adult Gold		AGP

PARTNERED FREE DANCE			
Test	Standard Code	Adult 21+ Code	Adult 50+ Code
Juvenile Partnered	JFD		
Intermediate Partnered	IFD		
Novice Partnered	NFD		
Junior Partnered	JRFD		
Senior Partnered	SRFD		
Adult Pre-Bronze Partnered		APBFD	
Adult Bronze Partnered		21BFD	50BFD
Adult Silver Partnered		21SFD	50SFD
Adult Gold Partnered		21GFD	50GFD

SOLO FREE DANCE			
Test	Standard Code	Adult 21+ Code	Adult 50+ Code
Juvenile Solo	ZJFD	21ZJFD	50ZJFD
Intermediate Solo	ZIFD	21ZIFD	50ZIFD
Novice Solo	ZNFD	21ZNFD	50ZNFD
Junior Solo	ZJRFD	21ZJRFD	50ZJRFD
Senior Solo	ZSRFD	21ZSRFD	50ZSRFD

FIGURES	
Test	Code
Preliminary	PRE
First	1
Second	2
Third	3
Fourth	4
Fifth	5
Fifth part A or B	5A – 5B
Sixth	6
Sixth part A or B	6A – 6B
Seventh	7
Seventh part A or B	7A – 7B
Eighth	8
Eighth part A or B	8A – 8B
Adult Bronze	BFI
Adult Silver	SFI
Adult Gold	GFI

Computer Codes for Pattern Dance Tests

Category	Dance	Standard Partnered Code	Standard Solo Track Code	Adult 21+ Partnered Code	Adult 21+ Solo Track Code	Adult 50+ Partnered Code	Adult 50+ Solo Track Code
Preliminary	Dutch Waltz	DW	ZDW	DW	ZDW	DW	ZDW
	Canasta Tango	CT	ZCT	CT	ZCT	CT	ZCT
	Rhythm Blues	RB	ZRB	RB	ZRB	RB	ZRB
Pre-Bronze	Swing Dance	SD	ZSD	21SD	21ZSD	50SD	50ZSD
	Cha Cha	CC	ZCC	21CC	21ZCC	50CC	50ZCC
	Fiesta Tango	FIT	ZFI	21FI	21ZFI	50FI	50ZFI
Bronze	Hickory Hoedown	HH	ZHH	21HH	21ZHH	50HH	50ZHH
	Willow Waltz	WIW	ZWI	21WI	21ZWI	50WI	50ZWI
	Ten-Fox	TF	ZTF	21TF	21ZTF	50TF	50ZTF
Pre-Silver	Fourteenstep	14S	Z14	2114S	21Z14	5014S	50Z14
	European Waltz	EW	ZEW	21EW	21ZEW	50EW	50ZEW
	Foxtrot	FT	ZFT	21FT	21ZFT	50FT	50ZFT
Silver	American Waltz	AW	ZAW	21AW	21ZAW	50AW	50ZAW
	Tango	T	ZT	21T	21ZT	50T	50ZT
	Rocker Foxtrot	RF	ZRF	21RF	21ZRF	50RF	50ZRF
Pre-Gold	Kilian	K	ZK	21K	21ZK	50K	50ZK
	Blues	BL	ZBL	21BL	21ZBL	50BL	50ZBL
	Paso Doble	PD	ZPD	21PD	21ZPD	50PD	50ZPD
	Starlight Waltz	SW	ZSW	21SW	21ZSW	50SW	50ZSW
Gold	Viennese Waltz	VW	ZVW	21VW	21ZVW	50VW	50ZVW
	Westminster Waltz	WW	ZWW	21WW	21ZWW	50WW	50ZWW
	Quickstep	QS	ZQS	21QS	21ZQS	50QS	50ZQS
	Argentine Tango	AT	ZAT	21AT	21ZAT	50AT	50ZAT
International	Austrian Waltz	AUS	<u>ZAUS</u>	21AU	<u>21ZAU</u>	50AU	<u>50ZAU</u>
	Cha Cha Congelado	CON	ZCON	21CO	21ZCO	50CO	50ZCO
	Finnstep	FS	ZFS	21FS	<u>21ZFS</u>	50FS	<u>50ZFS</u>
	Golden Waltz	GW	<u>ZGW</u>	21GW	<u>21ZGW</u>	50GW	50ZGW
	Midnight Blues	MB	<u>ZMB</u>	21MB	<u>21ZMB</u>	50MB	<u>50ZMB</u>
	Ravensburger Waltz	RW	<u>ZRW</u>	21RW	<u>21ZRW</u>	50RW	<u>50ZRW</u>
	Rhumba	R	ZR	21R	21ZR	50R	50ZR
	Silver Samba	SAM	ZSAM	21SA	21ZSA	50SA	50ZSA
	Tango Romantica	TR	ZTR	21TR	21ZTR	50TR	50ZTR
	Tea-Time Foxtrot	TTF	ZTTF	21TTF	21ZTTF	50TTF	50ZTTF
	Yankee Polka	YP	ZYP	21YP	21ZYP	50YP	50ZYP

Technical Requirements – Moves in the Field

5000 Moves in the Field Test Requirements

5010 Classification of Moves in the Field Tests

Moves in the field tests may be taken and passed independently of the free skate, pair, pattern dance and free dance tests. A skater may take and pass moves in the field tests higher than the corresponding free skate, pair, pattern dance and free dance tests and still be qualified to compete in qualifying and nonqualifying competitions. Competitors should refer to the rules for competition requirements for test and age requirements.

5011 The standard moves in the field (MITF) tests are divided into eight classes which must be taken in the following order:

Standard Moves in the Field Test	Prerequisite
Standard pre-preliminary MITF	None
Standard preliminary MITF	Standard pre-preliminary MITF test
Standard pre-juvenile MITF	Standard preliminary MITF test
Standard juvenile MITF	Standard pre-juvenile MITF test
Standard intermediate MITF	Standard juvenile MITF test or adult gold MITF test (adult 21+ or adult 50+ passing average)
Standard novice MITF	Standard Intermediate MITF test
Standard junior MITF	Standard novice MITF test
Standard senior MITF	Standard junior MITF test

To qualify for any standard moves in the field test, the candidate must have completed the relevant prerequisites shown in this rule 5011.

5012 The adult moves in the field (MITF) tests are divided into eight classes which must be taken in the following order:

Adult Moves in the Field Test	Candidate	Prerequisite
Adult pre-bronze MITF	Adult 21+	None
Adult bronze MITF	Adult 21+	Adult pre-bronze MITF test or standard pre-preliminary MITF test
	Adult 50+	Adult pre-bronze MITF test or standard pre-preliminary MITF test
Adult silver MITF	Adult 21+	Adult bronze MITF test (adult 21+ passing average) or standard preliminary MITF test
	Adult 50+	Adult bronze MITF test (adult 21+ or adult 50+ passing average) or standard preliminary MITF test
Adult gold MITF	Adult 21+	Adult silver MITF test (adult 21+ passing average) or standard pre-juvenile MITF test
	Adult 50+	Adult silver MITF test (adult 21+ or adult 50+ passing average) or standard pre-juvenile MITF test
Adult intermediate MITF	Adult 21+	Adult gold MITF test (adult 21+ passing average) or standard juvenile MITF test
	Adult 50+	Adult gold MITF test (adult 21+ or adult 50+ passing average) or standard juvenile MITF test
Adult novice MITF	Adult 21+	Adult intermediate MITF test (adult 21+ passing average) or standard intermediate MITF test
	Adult 50+	Adult intermediate MITF test (adult 21+ or adult 50+ passing average) or standard intermediate MITF test
Adult junior MITF	Adult 21+	Adult novice MITF test (adult 21+ passing average) or standard novice MITF test
	Adult 50+	Adult novice MITF test (adult 21+ or adult 50+ passing average) or standard novice MITF test
Adult senior MITF	Adult 21+	Adult junior MITF test (adult 21+ passing average) or standard junior MITF test
	Adult 50+	Adult junior MITF test (adult 21+ or adult 50+ passing average) or standard junior MITF test

A. To qualify for any adult moves in the field test, the candidate must be 21 years of age or older and must have completed the relevant prerequisites as shown above. To qualify as an adult 50+ candidate, the candidate must be 50 years of age or older and must have completed the relevant prerequisites shown in this rule 5012.

B. A candidate who meets the age requirements in rule 5012 (A) who would like to take an adult moves in the field test as an adult 50+ candidate must specify this when registering to take the test. If the candidate does not specify, it will be assumed that the candidate is taking the test as an adult 21+ candidate, regardless of the candidate's age.

- C. Moves in the field equivalencies are allowed in one direction only from the standard track to the adult track, not from the adult track to the standard track, except that adult skaters who have passed the adult gold moves in the field test (adult 21+ or adult 50+ passing average) are permitted to take the standard intermediate moves in the field test without testing the standard pre-preliminary through juvenile moves in the field tests.

5013 The Skate United moves in the field (MITF) tests are divided into eight classes which must be taken in the following order:

Skate United Moves in the Field Test	Prerequisite
Skate United Pre-preliminary MITF	none
Skate United preliminary MITF	Skate United pre-preliminary MITF test or standard pre-preliminary MITF test
Skate United pre-juvenile MITF	Skate United preliminary MITF test or standard preliminary MITF test
Skate United juvenile MITF	Skate United pre-juvenile MITF test or standard pre-juvenile MITF test
Skate United intermediate MITF	Skate United juvenile MITF test or standard juvenile MITF test
Skate United novice MITF	Skate United intermediate MITF test or standard intermediate MITF test
Skate United junior MITF	Skate United novice MITF test or standard novice MITF test
Skate United senior MITF	Skate United junior MITF test or standard junior MITF test

- A. The Skate United test track is for candidates who have physical disabilities, as defined by the Americans with Disabilities Act (ADA). Candidates must complete the prerequisites as shown in this rule 5013.
- B. Moves in the field equivalencies are allowed in one direction only from the standard track to the Skate United track, not from the Skate United track to the standard track. (Example: a skater who passes the standard intermediate moves in the field test is eligible to take the Skate United novice moves in the field test; however, a skater who has passes the Skate United intermediate moves in the field test is not eligible to then take the standard novice moves in the field test. As an exception to this rule, the standard pre-preliminary moves in the field test and Skate United pre-preliminary moves in the field test have equivalent passing standards, so either test meets the pre-requisite requirement for the standard preliminary moves in the field test or Skate United preliminary moves in the field test.
- C. Skate United candidates who need additional accommodations may also apply for a Skating Accommodations Memorandum as outlined in rule 4005.

5014 The adaptive skating moves in the field (MITF) tests are divided into four classes which must be taken in the following order:

Adaptive Skating Moves in the Field Test	Prerequisite
Adaptive skating pre-bronze MITF	None
Adaptive skating bronze MITF	Adaptive skating pre-bronze moves in the field test
Adaptive skating silver MITF	Adaptive skating bronze moves in the field test
Adaptive skating gold MITF	Adaptive skating silver moves in the field test

- A. An adaptive skating moves in the field test may be given to any Special Olympics or adaptive skating athlete who is registered with a Special Olympics or adaptive skating program.
- B. Adaptive skating moves in the field tests are a separate series of tests. The passing of a lower level adaptive skating moves in the field test does not qualify the candidate to take the next higher level standard or adult moves in the field test.
- C. Moves in the field tests may be given to adaptive skating candidates at all levels specified in rules 5011, 5012 and 5014, regardless of the age of the athlete.

5020 General Requirements for Moves in the Field Tests

5021 Moves in the field are basic skating moves not set to music. The terms and judging standards applied to moves in the field are for basic skating.

- A. The elements in the moves in the field tests must be skated in the order as set forth in the schedule of tests.
- B. Each element must be commenced from a standing, stationary position with a maximum of seven introductory steps unless specified otherwise in these rules. (See rule 5036.)
- C. The steps must be skated in general accordance with the diagrams and descriptions.
- D. Directed by the judge-in-charge, when applicable, skaters will select the area on the ice surface for their moves in the field elements.
- E. Soft background music is permitted.

5022 For moves in the field tests the entire ice surface must be available. The ice surface may not be less than 125 feet by 75 feet (9,375 square feet) in size.

5023 There are no restrictions on the use of painted lines or marks on the ice for moves in the field tests.

5030 Marking of Moves in the Field Tests

5031 Pre-preliminary and adult pre-bronze moves in the field tests are marked “pass,” “pass with honors” or “retry” for the entire test. Adaptive skating moves in the field tests are marked “pass” or “retry” for the entire test. For all other moves in the field test levels, each moves in the field element will be marked on a scale ranging from -3 to +3, in whole number increments, with “0” equal to passing average for test level expectation.

- 5032** Moves in the field must be skated with good edges, control, flow, extension, carriage and rhythm. An even speed and flow should be maintained throughout. Maximum utilization of the ice surface is desirable. Ice coverage must not be obtained by the use of flat or shallow edges. In assigning marks, the following must be considered:
- A. **Accuracy:** The correct start, steps and adherence to the general pattern.
 - B. **Edge quality:** Initiated through proper body alignment over the skating foot, creating a stable arc that travels uninterrupted until a required transition takes place. Depth of edge refers to the acuteness of the arc and is created by the lean of the body and the angle of the blade when it takes the ice. Good edge quality results in a confident, sure and controlled movement.
 - C. **Turn execution:** The proper skill and technique of how the turn should be performed. The correct entry and exit edges are to be adequate and maintained throughout the turn for its identification.
 - D. **Extension:** The general carriage should be erect, characterized by an extended bodyline. The angle of the head follows naturally from the line of the back; the arms should be naturally extended with the shoulders down and back. The skater's hands should follow the line of the movement being executed. The final extended position should be executed in a controlled manner and should achieve the maximum length of all body lines.
 - E. **Quickness:** Refers to foot speed. It is precise, rapid and crisp execution of turns, changes of edge and transitions. Quickness does not refer to the overall pace at which the move is skated, although in some moves the foot speed will result in a brisk and continuous cadence. Refinements to acknowledge include quick movement that is quiet, fluid and continuous without disturbing the proper and erect carriage of the upper body or interrupting the established rhythm.
 - F. **Power:** The creation and maintenance of speed and flow without visible effort. It is developed by a continuous rise and fall of the skating knee together with the pressure of the edge of the blade against the ice. (The skater should demonstrate the ability to exert equal pressure against the surface of the ice on both the right and left foot.) End products of power are (1) velocity, speed or pace; (2) flow across the ice; and (3) acceleration.
 - G. **Continuous flow:** The skater's ability to maintain a consistent and undisturbed running edge across the ice. Flow does not necessarily relate to the speed at which the skater is traveling as it is sometimes best recognized as the skater starts to slow.
 - H. **Posture/carriage:** The proper alignment of the hips, back, arms and shoulders, and head over the skate. Unless the move requires a variation, typically, the skater's back should be straight, with the spine and head perpendicular to the surface of the ice. The arms should be extended out from the shoulders, level and relaxed. The free leg should be in a straight line and slightly turned out from the free hip to the free toe.
 - I. **Bilateral movement:** The ability to execute movements on both sides of the body, clockwise and counterclockwise, forward and backward.
 - J. **Strength:** The creation and maintenance of balance and flow developed by a continuous rise and fall of the skating knee together with the pressure of the edge of the blade against the ice. (The skater should demonstrate the ability to exert equal pressure against the ice with both the right and left foot.) End products of strength are (1) good posture; (2) flow across the ice; and (3) consistent pace.
- 5033** An effortless, flowing and graceful execution should be achieved. Subject to a general conformity with the basic requirements and within the limits of the following rules, the skater is permitted complete freedom with respect to the following positions:
- A. The head should be carried in an upright position, relaxed and held naturally;
 - B. The upper body should be upright, but not stiff;
 - C. The arms should be held gracefully;
 - D. The free leg should be extended, with the toe pointed.
- 5034** For adult 21+ candidates (adult intermediate through adult senior moves in the field tests) and Skate United candidates, the candidate should show the same level of achievement as that of a standard candidate at one test level below. For adult 50+ candidates (adult intermediate through adult senior moves in the field tests), the candidate should show the same level of achievement as that of a standard candidate at two test levels below. For adult 50+ candidates (adult bronze through adult gold moves in the field tests), the candidate should show the same level of achievement as that of an adult 21+ candidate at one test level below.
- 5035** If a skater starts a move on the wrong foot or skates a move other than that prescribed, the judge-in-charge must draw attention to the mistake as soon as possible. The mistake must be treated as a false start. Such fresh start must be allowed only once per move without penalty. (See rule 5036.)
- 5036** **Mandatory Deductions:** Certain errors in moves in the field tests (with the exception of pre-preliminary, adult pre-bronze and adaptive skating moves in the field tests) require a mandatory deduction of one point (-1) from the mark that would have otherwise been given for that element and do not require a reskate of the element in question in order to pass the test. Such errors are:
- A. Exceeding the seven introductory steps;
 - B. Not starting from a standing, stationary position when required;
 - C. Incorrect execution of a second fresh start.
- 5037** For all moves in the field tests except the pre-preliminary, adult pre-bronze and adaptive skating moves in the field tests the following information is listed:
- A. **Pass total:** The total points which must be obtained for the test from an individual judge in order to obtain a "pass" from that judge.

- B. Honors total: The total points which must be obtained for the test from an individual judge in order to obtain a “pass with honors” from that judge.
- C. Distinction total: The total points which must be obtained for the test from an individual judge in order to obtain a “pass with distinction” from that judge.
- 5038** In order to pass a moves in the field test, a candidate must have received a “pass total” or a “pass” for the entire test from a majority of the judges. In the case where there is no majority test result among the panel, the second highest result among the panel is awarded (i.e. if results are “pass,” “pass with honors,” and “pass with distinction,” the skater is awarded “pass with honors”).
- 5039 Adaptive Skating Moves in the Field Tests:**
Adaptive skating moves in the field tests are to be judged on a “pass” or “retry” basis.
- A. To pass a standard or adult moves in the field test as an adaptive skating candidate, a candidate should achieve a comfortable level of performance with the new concepts introduced at each level.
- B. All elements may be reskated one time at the request of the judge-in-charge. Additional reskates will be at the discretion of the judge-in-charge.
- C. There is no focus for any element.
- D. Special Olympics and adaptive skating candidates may be assisted during the test by a coach or another athlete from the boards or on the ice.
- E. Guidelines and specific examples of appropriate verbal cues, translations or prompting can be found in the Adaptive Skating Manual on usfigureskating.org.
- 5040 Reskating Any Element of a Moves in the Field Test:**
- A. At the completion of any test and before any other test is conducted, the judge-in-charge must ask the other two judges individually if they wish to see any element reskated before the judges turn in their judging sheets. Should the judges wish a reskate, they must indicate to the judge-in-charge what they wish to be reskated. This must be done privately without conference. If a majority of the panel requests a reskate, the judge-in-charge will direct the skater to reskate the agreed-upon element. If the judges do not agree on which element to reskate, the judge-in-charge will decide. A brief rest and warm-up is permitted before the reskate is performed.
- B. A reskate may only be requested if warranted in order to mark a test as “pass”, not as “pass with honors” or “pass with distinction.”
- C. After a moves in the field test, one element may be reskated, if necessary. The reskate may consist of the entire element or a portion of the element.
- 5100 Test Expectations, Required Elements, Pass Totals, Approximate Times and Judging Panels for Standard Moves in the Field Tests**
- 5101 Pre-Preliminary Moves in the Field Test**
Test expectations: The purpose of this test is to encourage beginning skaters to learn the fundamentals of ice skating. No great deal of technical ability, carriage or flow is expected. The candidate must show knowledge of the steps, fairly good edges and some evidence of good form. Expectations are equivalent for Skate United candidates.
1. Forward perimeter stroking
 2. Basic consecutive edges
 3. Forward right and left foot spirals
 4. Waltz eight
- Pass/pass with honors/retry:** The entire test will be marked on a “pass,” “pass with honors” or “retry” basis only, and individual marks will not be awarded. The “pass,” “pass with honors” or “retry” will be arrived at by consideration of the composite of each element in relation to the whole. One element may be reskated, if necessary (see rule 5040).
[Diagrams are available beginning on page MITF-3](#)
- Approximate time for test:** eight minutes
- Judging panel required (standard and Skate United):** One or three bronze or higher rank singles or dance test judges who are certified to judge moves in the field tests.
- 5102 Preliminary Moves in the Field Test**
Test expectations: The purpose of this test is to continue the encouragement of beginning skaters to learn the fundamentals of ice skating. The candidate must show knowledge of the steps and a good sense of power (speed and flow). Attention should be given to depth of edges and proper curvature of lobes. For Skate United candidates, see rule 5034.
1. Forward and backward crossovers
 2. Consecutive outside and inside spirals
 3. Forward power three-turns
 4. Alternating forward three-turns
 5. Forward circle eight
 6. Alternating backward crossovers to backward outside edges
- One element may be reskated, if necessary (see rule 5040).
[Diagrams are available beginning on page MITF-7](#)

Pass total: 0 to 6 points

Honors total: 7 to 12 points

Distinction total: 13 to 18 points

Approximate time for test: 10 minutes

Judging panel required (standard and Skate United): Three bronze or higher rank singles or dance test judges who are certified to judge moves in the field tests; or one silver or higher rank singles or dance test judge who is certified to judge moves in the field tests.

5103 Pre-Juvenile Moves in the Field Test

Test expectations: The fundamentals of ice skating must be demonstrated, although not necessarily mastered. Good edges, flow, power, extension and posture are required and must be strongly emphasized. For Skate United candidates, see rule 5034.

1. Forward and backward perimeter power stroking
2. FO-BI three-turns in the field
3. FI-BO three-turns in the field
4. Forward and backward power change of edge pulls
5. Backward circle eight
6. Five-step mohawk sequence

One element may be reskated, if necessary (see rule 5040).

[Diagrams are available beginning on page MITF-13](#)

Pass total: 0 to 6 points

Honors total: 7 to 12 points

Distinction total: 13 to 18 points

Approximate time for test: 12 minutes

Judging panel required (standard and Skate United): Three bronze or higher rank singles or dance test judges who are certified to judge moves in the field tests.

5104 Juvenile Moves in the Field Test

Test expectations: Candidates must skate the correct steps and turns on good edges, with good form, flow, power and preciseness to their steps. For Skate United candidates, see rule 5034.

1. Stroking: Forward power circle
2. Stroking: Backward power circle
3. Eight-step mohawk sequence
4. Forward and backward free skate cross strokes
5. Backward power three-turns
6. Forward double three-turns

One element may be reskated, if necessary (see rule 5040).

[Diagrams are available beginning on page MITF-19](#)

Pass total: 0 to 6 points

Honors total: 7 to 12 points

Distinction total: 13 to 18 points

Approximate time for test: 10 minutes

Judging panel required (standard and Skate United): Three bronze or higher rank singles or dance test judges who are certified to judge moves in the field tests.

5105 Intermediate Moves in the Field Test

Test expectations: Strong, true edges, smooth turns, correct posture and effortless flow are expected of the candidate. For adult 21+, adult 50+ and Skate United candidates, see rule 5034.

1. Backward double three-turns
2. Spiral sequence
3. Brackets in the field sequence
4. Forward twizzles
5. Inside slide chassé pattern

One element may be reskated, if necessary (see rule 5040).

[Diagrams are available beginning on page MITF-25](#)

Pass total: 0 to 5 points

Honors total: 6 to 10 points

Distinction total: 11 to 15 points

Approximate time for test: 12 minutes

Judging panel required (standard, adult 21+, adult 50+ and Skate United): Three silver or higher rank singles or dance test judges who are certified to judge moves in the field tests.

5106 Novice Moves in the Field Test

Test expectations: The candidate must give a performance that is generally good. The preciseness of the footwork should be nearly faultless, the body motion well timed, and the flow and power very good. No major consistent errors should be in evidence. For adult 21+, adult 50+ and Skate United candidates, see rule 5034.

1. Inside three-turns/rocker choctaws
2. Forward and backward outside counters
3. Forward and backward inside counters
4. Forward loops
5. Backward rocker choctaw sequence
6. Backward twizzles

One element may be reskated, if necessary (see rule 5040).

[Diagrams are available beginning on page MITF-30](#)

Pass total: 0 to 6 points

Honors total: 7 to 12 points

Distinction total: 13 to 18 points

Approximate time for test: 12 minutes

Judging panel required (standard, adult 21+, adult 50+ and Skate United): Three silver or higher rank singles or dance test judges who are certified to judge moves in the field tests.

5107 Junior Moves in the Field Test

Test expectations: The candidate must give a performance that is generally very good in all respects. Focus should be on power, flow, edge quality, line and footwork control. For adult 21+, adult 50+ and Skate United candidates, see rule 5034.

1. Forward and backward outside rockers
2. Forward and backward inside rockers
3. Power pulls
4. Choctaw sequence
5. Backward loop pattern
6. Straight line step sequence

One element may be reskated, if necessary (see rule 5040).

[Diagrams are available beginning on page MITF-36](#)

Pass total: 0 to 6 points

Honors total: 7 to 12 points

Distinction total: 13 to 18 points

Approximate time for test: 12 minutes

Judging panel required (standard, adult 21+, adult 50+ and Skate United): Three gold singles or dance test judges who are certified to judge moves in the field tests.

5108 Senior Moves in the Field Test

Test expectations: The candidate must give an excellent performance, displaying power, strong edge control and depth, extension and precise footwork control. For adult 21+, adult 50+ and Skate United candidates, see rule 5034.

1. Sustained edge step
2. Spiral sequence
3. BO power double three-turns to power double inside rockers
4. BI power double three-turns to power double outside rockers
5. Serpentine step sequence

One element may be reskated, if necessary (see rule 5040).

[Diagrams are available beginning on page MITF-42](#)

Pass total: 0 to 5 points

Honors total: 6 to 10 points

Distinction total: 11 to 15 points

Approximate time for test: 12 minutes

Judging panel required (standard, adult 21+, adult 50+ and Skate United): Three gold singles or dance test judges who are certified to judge moves in the field tests.

5110 Test Expectations, Required Elements, Pass Totals, Approximate Times and Judging Panels for Adult Moves in the Field Tests

5111 Adult Pre-Bronze Moves in the Field Test

Test expectations: Expectations for this test align with the pre-preliminary moves in the field test. The purpose of this test is to encourage beginning adult skaters to learn the fundamentals of ice skating. No great deal of technical ability, carriage or flow is expected. Candidates must show knowledge of the steps, fairly good edges and some evidence of good form.

1. Forward perimeter stroking
2. Basic consecutive edges
3. Forward right and left foot spirals
4. Waltz eight
5. Forward and backward crossovers

One element may be reskated, if necessary (see rule 5040).

Pass/pass with honors/retry: The entire test will be marked on a “pass,” “pass with honors” or “retry” basis only, and individual marks will not be awarded. The “pass,” “pass with honors” or “retry” will be arrived at by consideration of the composite of each element in relation to the whole.

One element may be reskated, if necessary (see rule 5040).

[Diagrams are available beginning on page MITF-47](#)

Approximate time for test: 10 minutes

Judging panel required: One or three bronze or higher rank singles or dance test judges who are certified to judge moves in the field tests.

5112 Adult Bronze Moves in the Field Test

Test expectations: Expectations for adult 21+ candidates align with the preliminary moves in the field test. The purpose of this test is to continue the encouragement of beginning adult skaters to learn the fundamentals of ice skating. The candidate must show knowledge of the steps and a sense of continuous flow and strength. Attention should be given to depth of edges and proper curvature of lobes. For adult 50+ candidates, see rule 5034.

1. Forward and backward perimeter power stroking
2. Forward power three-turns
3. Alternating backward crossovers to backward outside edges
4. Forward circle eight
5. Five-step mohawk sequence

One element may be reskated, if necessary (see rule 5040).

[Diagrams are available beginning on page MITF-52](#)

Pass total: 0 to 5 points

Honors total: 6 to 10 points

Distinction total: 11 to 15 points

Approximate time for test: 12 minutes

Judging panel required (adult 21+ and adult 50+): Three bronze or higher rank singles or dance test judges who are certified to judge moves in the field tests; or one silver or higher rank singles or dance test judge who is certified to judge moves in the field tests.

5113 Adult Silver Moves in the Field Test

Test expectations: Expectations for adult 21+ candidates align with the pre-juvenile moves in the field test. The fundamentals of ice skating must be demonstrated, although not necessarily mastered. Good edges, flow, strength, extension and form are required and must be strongly emphasized. For adult 50+ candidates, see rule 5034.

1. Eight-step mohawk sequence
2. Forward and backward free skate cross strokes
3. FO-BI three-turns in the field
4. FI-BO three-turns in the field
5. Consecutive outside and inside spirals
6. Forward and backward power change of edge pulls

One element may be reskated, if necessary (see rule 5040).

[Diagrams are available beginning on page MITF-57](#)

Pass total: 0 to 6 points

Honors total: 7 to 12 points

Distinction total: 13 to 18 points

Approximate time for test: 14 minutes

Judging panel required (adult 21+ and adult 50+): Three bronze or higher rank singles or dance test judges who are certified to judge moves in the field tests.

5114 Adult Gold Moves in the Field Test

Test expectations: Expectations for adult 21+ candidates align with the juvenile moves in the field test. Candidates must skate the correct steps and turns on good edges, with good form, flow, strength and preciseness to their steps. For adult 50+ candidates, see rule 5034.

1. Stroking: Forward power circle
2. Stroking: Backward power circle
3. Forward double three-turns
4. Backward double three-turns
5. Backward circle eight
6. Brackets in the field

One element may be reskated, if necessary (see rule 5040).

[Diagrams are available beginning on page MITF-63](#)

Pass total: 0 to 6 points

Honors total: 7 to 12 points

Distinction total: 13 to 18 points

Approximate time for test: 15 minutes

Judging panel required (adult 21+ and adult 50+): Three bronze or higher rank singles or dance test judges who are certified to judge moves in the field tests.

5120 Test Expectations, Required Elements, Pass Totals, Approximate Times and Judging Panels for Adaptive Skating Moves in the Field Tests

5121 Adaptive Skating Pre-Bronze Moves in the Field Test

Test expectations: The purpose of this test is to encourage beginning skaters to learn the fundamentals of ice skating. No great deal of technical ability, carriage or flow is expected. The candidate must show knowledge of the steps, fairly good edges and some evidence of good form.

1. Forward perimeter stroking (clockwise and counterclockwise)
2. Basic consecutive forward edges (inside and outside)
3. Forward crossovers in a figure eight
4. Forward outside three-turns (left and right) (There is no diagram for this move.)

All elements may be reskated once at the request of the judge-in-charge. Additional reskates will be at the discretion of the judge-in-charge (see rule 5039).

Pass/retry: The entire test will be marked on a “pass” or “retry” basis only, and individual marks will not be awarded. The “pass” or “retry” will be arrived at by consideration of the composite of each element in relation to the whole.

[Diagrams are available beginning on page MITF-69](#)

Approximate time for test: 10 minutes

Judging panel required: One or three bronze or higher rank singles or dance test judge who is certified to judge moves in the field tests.

5122 Adaptive Skating Bronze Moves in the Field Test

Test expectations: The purpose of this test is to continue the encouragement of beginning skaters to learn the fundamentals of ice skating. The candidate must show knowledge of the steps and a good sense of flow.

1. Forward and backward crossovers in a figure eight
2. Forward right and left foot spirals or lunges
3. Basic consecutive backward edges (inside and outside)
4. Alternating forward three-turns
5. A right forward inside edge to left backward inside edge open mohawk. The free leg should be extended before and after the turn. (There is no diagram for this move.)

All elements may be reskated once at the request of the judge-in-charge. Additional reskates will be at the discretion of the judge-in-charge (see rule 5039).

Pass/retry: The entire test will be marked on a “pass” or “retry” basis only, and individual marks will not be awarded. The “pass” or “retry” will be arrived at by consideration of the composite of each element in relation to the whole.

[Diagrams are available beginning on page MITF-72](#)

Approximate time for test: 10 minutes

Judging panel required: Three bronze or higher rank singles or dance test judges who are certified to judge moves in the field tests; or one silver or higher rank singles or dance test judge who is certified to judge moves in the field tests.

5123 Adaptive Skating Silver Moves in the Field Test

Test expectations: The purpose of this test is to continue encouragement, with fundamentals of ice skating being demonstrated. Good edges, flow, extension and posture are emphasized, although not necessarily mastered.

1. Forward and backward perimeter power stroking
2. Five-step mohawk sequence
3. Forward circle eight
4. Circular sequence (clockwise and counter clockwise)
5. Waltz three-step sequence

All elements may be reskated once at the request of the judge-in-charge. Additional reskates will be at the discretion of the judge-in-charge (see rule 5039).

Pass/retry: The entire test will be marked on a “pass” or “retry” basis only, and individual marks will not be awarded. The “pass” or “retry” will be arrived at by consideration of the composite of each element in relation to the whole.

[Diagrams are available beginning on page MITF-76](#)

Approximate time for test: 10 minutes

Judging panel required: Three bronze or higher rank singles or dance test judges who are certified to judge moves in the field tests; or one silver or higher rank singles or dance test judge who is certified to judge moves in the field tests.

5124 Adaptive Skating Gold Moves in the Field Test

Test expectations: Expectations for this test align with the fundamentals of ice skating. Skater should demonstrate, although not necessarily master, the following: good edges, flow, extension and form.

1. Eight-step mohawk sequence
2. Forward and backward free skate cross strokes
3. Alternating right forward changes of edge and left forward three-turns
4. Alternating left forward changes of edge and right forward three-turns
5. Alternating backward crossovers to backward outside edges
6. Backward circle eight

All elements may be reskated once at the request of the judge-in-charge. Additional reskates will be at the discretion of the judge-in-charge (see rule 5039).

Pass/retry: The entire test will be marked on a “pass” or “retry” basis only, and individual marks will not be awarded. The “pass” or “retry” will be arrived at by consideration of the composite of each element in relation to the whole.

[Diagrams are available beginning on page MITF-81](#)

Approximate time for test: 10 minutes

Judging panel required: Three bronze or higher rank singles or dance test judges who are certified to judge moves in the field tests; or one silver or higher rank singles or dance test judge who is certified to judge moves in the field tests.

Notes

Technical Requirements – Singles

6000 Singles Rules

U.S. Figure Skating reserves the right to incorporate revisions made by the ISU for junior and senior events. The revisions or clarifications made to the international judging system by the ISU may be adopted by U.S. Figure Skating at its discretion at any time after the revision or clarification is issued. For novice events, revisions or clarifications will be posted as Technical Notifications on the Members Only site and, when applicable, published in the next U.S. Figure Skating rulebook.

6001 Use of IJS

Competitions and categories that are required to use the international judging system (IJS) are listed in rule 1041.

6010 Conduct of Singles Events

6020 Singles Event Names

6021 The title “men” or “ladies” will apply to all singles events at or above the intermediate level, all adult singles events, all intercollegiate singles events and all open singles events. All other singles events will use the title “boys” or “girls.” If boys and girls are competing against each other at the pre-juvenile level or lower, the title “singles” will apply (i.e. pre-juvenile singles free skate).

6030 Clothing and Equipment – Singles

6031 The clothing of the competitors must be modest, dignified and appropriate for athletic competitions or tests, not garish or theatrical in design. Clothing may, however, reflect the character of the music chosen.

A. The skating clothing worn in actual competition may not bear any form of advertising. However, warm-up suits may bear the name of a sponsor when a skater is on the ice. The sponsor’s name must not exceed 4.65 square inches (30 square centimeters).

6032 Clothing must not give the effect of excessive nudity inappropriate for the discipline. Accessories and props are not permitted.

6033 Men must wear full-length trousers.

6034 Any ornamentation attached to the clothing must be firmly fastened so as not to fall off while skating under normal competitive conditions.

6035 *Skate blades:* Figure skating blades used during competitions and tests (or hockey skate blades used during moves in the field tests or moves in the field events at competitions) must be sharpened to produce a flat to concave cross section without change to the width of the blade as measured between the two edges. However, a slight tapering or narrowing of the cross section of the blade is permitted.

6040 Music – Singles

The program shall be skated in harmony with the music chosen by the competitor. For singles short program and free skate, vocal music with lyrics is permitted.

6050 Duration of Skating – Singles

Timing starts from the moment the skater begins to move or skate. Timing stops when the skater comes to a complete stop at the end of the program.

6051 Permissible Time Allowance – Intermediate and Novice Short Programs, Pre-Preliminary and No Test Free Skates and All Adult Events

The duration of intermediate, and novice short programs, and pre-preliminary, no test and adult free skate must not exceed the maximum time allowed, but may be less, provided that all technical elements are included. Any element started after the permissible time will be considered in the marking as omitted. See rules 6913 and 1071 (C) for deductions for programs that exceed the time limit using the 6.0 system and the IJS respectively.

6052 Permissible Time Allowance – Junior and Senior Short Programs and All Free Skates (Except Pre-Preliminary, No Test and Adult)

Skaters are allowed to finish junior and senior short programs, and all free skates (except for pre-preliminary, no test and adult events) within 10 seconds plus or minus the required time.

A. Any element started after the permissible time must not be marked and will have no value.

B. Should the program be 30 or more seconds short of the prescribed range, no marks will be awarded.

See rules 6914 and (C) for deductions using the 6.0 system and the IJS respectively for programs that do not finish within the range of time allowed.

6060 Composition of Singles Events

6061 Senior, junior, novice and intermediate free skate events shall consist of a short program and a free skate. If a qualifying round is necessary at regional competitions, only the free skate shall be skated in the qualifying round. The championship round shall consist of a short program and a free skate. The short program must precede the free skate except in qualifying rounds.

6062 Juvenile singles events shall consist of free skate only; however, at nonqualifying competitions, a juvenile short program may be offered.

6063 For the adult championships, all singles events shall consist of free skate only.

6070 Segment Descriptions

6080 Short Program Description

The short program for singles is a program of specified free skate elements performed for a specified period of time to music of the skater's choice. The sequence of the elements is optional. It is judged on two aspects — the merit of the technical elements and the program components of the program.

A. The short program for senior and junior singles shall consist of seven technical elements with connecting steps.

B. The short program for novice and intermediate singles shall consist of six technical elements with connecting steps.

6090 Free Skate Description

6091 The free skate consists of a well-balanced program of free skate elements such as jumps, spins, steps and other linking movements executed with a minimum of two-footed skating in harmony with music of the skater's choice.

6092 Within the applicable well-balanced program requirements of the skater's level, the skater has complete freedom to select the free skate elements, the sum of which will comprise the program. All elements are to be linked together by connecting steps of a different nature and by other comparable free skating movements while fully utilizing the entire ice surface (forward and backward crossovers are not considered to be connecting steps). Special attention must be given to choreography, expression, interpretation of the music, intricate footwork and transitions between elements.

6100 Singles Definitions, General Criteria and Basic Requirements

6101 **Jump element:** An individual jump, a jump combination or a jump sequence. (Example: An individual jump is counted as one jump element; a jump combination is counted as one jump element; a jump sequence is counted as one jump element.)

A. **Individual jump:** A jump performed by itself (e.g. not as a jump combination or sequence). Individual jumps are also referred to as solo jumps.

B. **Jump combination:** In a jump combination, the landing foot of a jump is the take-off foot of the next jump. One full revolution on the ice between the jumps (free foot can touch the ice, but no weight transfer) keeps the element in the frame of the definition of a jump combination (but with an error). A jump combination may consist of the same or different jumps.

1. An Euler (half-loop) becomes a listed jump with the value indicated in the scale of values (IJS) when used in combinations between two listed jumps. This applies to all levels.

2. If the first jump of a two-jump combination fails to succeed and turns into a non-listed jump, the unit will still be considered as a jump combination.

C. **Jump sequence:** A jump sequence consists of two jumps of any number of revolutions, beginning with any listed jump, immediately followed by an Axel-type jump, with a direct step from the landing curve of the first jump to the take-off curve of the Axel jump. A jump sequence consisting of only one listed jump together with other non-listed jumps is not considered a jump sequence, but will count as an individual jump.

D. **Jump repetitions:** Each free skate has different limitations on which jumps can be repeated; however, the following rules are consistently applied at each level:

1. Jumps with the same name but different numbers of revolutions are considered as different jumps. For example, a double loop is considered a different jump than a triple loop.

2. If a jump that is only allowed to be repeated as part of a jump combination or jump sequence is executed twice as a solo jump, the second execution will only receive 70 percent of the base value in IJS events and will be scored according to rule 6914 (E) in 6.0 events.

3. If a jump is executed more times than allowed, the additional attempt will be treated as an additional element and will not be considered but will count toward the maximum number of jump elements. If the additional jump is executed in a combination or sequence, only the individual jump which is not according to requirements will have no value. The jumps are considered in the order of execution.

4. Because the triple toe loop and the triple toe Walley jumps are very similar in nature and equal in value, the skater may execute only one or the other of them but not both.

E. **Non-listed jump:** See rule 1071 (A)(1)(d) and the List of Jumps at the end of the Technical Requirements – Singles section of the rulebook.

6102 **Moves in the field sequence:** A sequence of movements such as turns, spirals, arabesques, spread eagles, Ina Bauers and flowing moves with strong edges, connected with linking steps and footwork. Moves in the field sequences will be judged as transitions rather than as separate elements.

6103 **Spins:** A spin must have the minimum number of revolutions; however, a spin with less than three revolutions is considered a skating movement and not a spin. For any spin with a change of foot, the change must be preceded and followed by a spin position with at least three revolutions. The minimum number of required revolutions must be counted from the entry of the spin until its exit (except the final wind-up in spins in one position and flying spins).

A. There are three basic spin positions:

1. **Camel:** Free leg backwards with the knee higher than the hip level; however, layback, Biellmann and similar variations are still considered as upright spins

2. **Sit:** The upper part of the skating leg at least parallel to the ice

3. **Upright:** Any position with the skating leg extended or slightly bent which is not a camel position

a. **Layback spin:** An upright spin in which head and shoulders are leaning backward with the back arched. The position of the free leg is optional.

- b. **Sideways leaning spin:** An upright spin in which head and shoulders are leaning sideways and the upper body is arched. The position of the free leg is optional.

All spin positions not according to the above definitions are considered non-basic positions.

- B. In an event judged using IJS, a spin that has no basic position with at least two continuous revolutions will have no value unless otherwise noted in a Technical Notification.
- C. If a skater falls when entering a spin, a spin or spinning movement is allowed immediately after this fall for the purpose of filling time. This additional spin/spinning movement will not be counted as an element.
- D. Types of spins:

1. **Spin combination:** Must have a minimum of two different basic positions with two revolutions in each of these positions anywhere within the spin. Must consist of changes of foot and/or position as specified. A change of foot and a change of position may be made either at the same time or separately. To receive full value in the scale of values in IJS events, a spin combination must include all three basic positions.
 - a. If the spinning centers before and after a change of foot are too far apart, and the criteria for two spins are fulfilled, only the part before the change of foot will be counted and considered for level features (in IJS).
 - b. The number of revolutions in positions that are non-basic is counted in the total number of revolutions, but changing to a non-basic positions is not considered as a change of position, which can only be from one basic position to another basic position (in IJS).
2. **Spin in one position:** May change feet (if allowed), but may not change position. Non-basic positions are allowed and counted in the total number of revolutions but, in IJS events, are not eligible for features to increase the level.
 - a. The concluding upright position at the end of the spin (final wind-up) is not considered to be another position, regardless of the number of revolutions, as long as no additional feature (change of edge, variation of position, etc.) is attempted in the final wind-up.
3. **Flying spin:** A spin with a flying entrance, no change of foot and no change of position. Non-basic positions are allowed and counted in the total number of revolutions but, in IJS events, are not eligible for features to increase the level.
 - a. The concluding upright position at the end of the spin (final wind-up) is not considered to be another position, regardless of the number of revolutions, as long as no additional feature (change of edge, variation of position, etc.) is attempted in the final wind-up.
 - b. A spin that begins with a jump and also changes feet and/or position is considered a spin with a flying entry, not a flying spin.
 - c. When a spin is commenced with a jump, no rotation is permitted on the ice before the take-off.

- E. **Character:** In a well-balanced free skate, each spin performed must have a different character (abbreviation). Abbreviations can be found in the ISU scale of values for singles. Character is also referred to as “nature”.

1. A spin that begins with a backward entry and a spin that begins with a forward entry are considered to have the same character if they are otherwise the same type of spin. For example: a sit spin with a forward entry has the same character as a sit spin with a backward entry, and a spin combination with a change of foot and a forward entry has the same character as a spin combination with a change of foot and a backward entry.
2. A spin with a flying entry has a different character than a spin without a flying entry.
3. A spin with a change of foot has a different character than a spin without a change of foot.
4. All spin combinations without a change of foot and no flying entry are considered to have the same character, regardless of the number or types of positions. (The same is true for spin combinations with a flying entry – see paragraph 2 of this rule 6103 (E).)
5. All spin combinations with a change of foot and no flying entry are considered to have the same character, regardless of the number or types of positions and the number of changes of foot. (The same is true for spin combinations with a flying entry – see paragraph 2 of this rule 6103 (E).)

6104 Spiral: A position with one blade on the ice and free leg (including knee and foot) higher than the hip level. Spiral positions are classified according to the skating leg (right, left), edge (outside, inside), direction of skating (forward, backward) or position of the free leg (backward, forward, sideways).

- A. **Spiral sequence:** Consists primarily of spirals. There must be at least two spiral positions held not less than three seconds each, or at least one spiral position held not less than six seconds.

6105 Step sequences: A series of unprescribed steps, turns and/or movements. All step sequences should be executed according to the character of the music. Short stops in accordance with the music are permitted. Non-listed jumps and retrogression are also permitted. Turns and steps must be balanced in their distribution throughout the sequence. Turns are three-turns, twizzles, brackets, loops, counters and rockers. Steps are toe steps, chassés, mohawks, choctaws, changes of edge and cross rolls. Pattern must be visible and identifiable and should be performed by using almost the full ice surface (e.g. straight line, serpentine, circle, oval or similar shape).

- A. **Choreographic step sequence:** Must fit the definition of a step sequence and be visible and identifiable; and it should be performed by using almost the full ice surface (e.g. straight line, serpentine, circle or oval). In IJS events, if it meets these requirements, it will be awarded a fixed base value and will only be evaluated by judges in GOE.

B. Choreographic sequence: Consists of any kind of movements like steps, turns, spirals, arabesques, spread eagles, Ina Bauers, hydroblading, any jumps with a maximum of two revolutions, spins, etc. Listed elements included in the choreographic sequence will not be called and will not occupy a box. The pattern is not restricted, but the sequence must be clearly visible. The choreographic sequence commences with the first skating movement and is concluded with the preparation to the next element (if the choreographic sequence is not the last element of the program). It can be performed before or after the step sequence. If this requirement is not fulfilled, the sequence will have no value. In IJS events, if the choreographic sequence meets these requirements, it will be awarded a fixed base value and will be evaluated by the judges in GOE.

6106 Illegal elements/movements

Somersault-type jumps are illegal.

6200 Singles Free Skate Test Requirements

See rules 6412-6561 later in this section for the free skate test elements.

6210 Classification of Free Skate Tests

6211 The standard free skate tests are divided into eight classes which must be taken in the following order:

Standard Free Skate Test	Prerequisite
Standard pre-preliminary free skate	Standard pre-preliminary moves in the field test
Standard preliminary free skate	Standard preliminary moves in the field test and standard pre-preliminary free skate test
Standard pre-juvenile free skate	Standard pre-juvenile moves in the field test and standard preliminary free skate test
Standard juvenile free skate	Standard juvenile moves in the field test and standard pre-juvenile free skate test
Standard intermediate free skate	Standard intermediate moves in the field test and either the standard juvenile free skate test or adult gold free skate test
Standard novice free skate	Standard novice moves in the field test and standard intermediate free skate test
Standard junior free skate	Standard junior moves in the field test and standard novice free skate test
Standard senior free skate	Standard senior moves in the field test and standard junior free skate test

Any standard free skate test may be taken only after the candidate has completed the required moves in the field test as listed in the prerequisite column above. No free skate test is a prerequisite to any moves in the field test.

6212 The adult free skate tests are divided into eight classes which must be taken in the following order:

Adult Free Skate Test	Prerequisite
Adult pre-bronze free skate	Adult pre-bronze moves in the field test or standard pre-preliminary moves in the field test
Adult bronze free skate	Adult bronze moves in the field test (adult 21+ or adult 50+ passing average) or standard preliminary moves in the field test, and adult pre-bronze free skate test or standard pre-preliminary free skate test
Adult silver free skate	Adult silver moves in the field test (adult 21+ or adult 50+ passing average) or standard pre-juvenile moves in the field test, and adult bronze free skate test or standard preliminary free skate test
Adult gold free skate	Adult gold moves in the field test (adult 21+ or adult 50+ passing average) or standard juvenile moves in the field test, and adult silver free skate test or standard pre-juvenile free skate
Adult intermediate free skate	Adult intermediate moves in the field test (adult 21+ or adult 50+ passing average) or standard intermediate moves in the field test, and adult gold free skate test or standard juvenile free skate test
Adult novice free skate	Adult novice moves in the field test (adult 21+ or adult 50+ passing average) or standard novice moves in the field test, and adult or standard intermediate free skate test
Adult junior free skate	Adult junior moves in the field test (adult 21+ or adult 50+ passing average) or standard junior moves in the field test, and adult or standard novice free skate test
Adult senior free skate	Adult senior moves in the field test (adult 21+ or adult 50+ passing average) or standard senior moves in the field test, and adult or standard junior free skate test

A. The passing of a lower level adult free skate test does not qualify the candidate to take the next higher level standard free skate test, except as noted in rule 6211.

B. To qualify for any adult free skate test, the candidate must be 21 years of age or older and must have passed the preceding adult or standard prerequisite test listed above. No free skate test is a prerequisite to any moves in the field test.

6213 The Skate United free skate tests are divided into eight classes which must be taken in the following order:

Skate United Free Skate Test	Prerequisite
Skate United pre-preliminary free skate	Skate United or standard pre-preliminary moves in the field test
Skate United preliminary free skate	Skate United or standard preliminary moves in the field test and Skate United or standard pre-preliminary free skate test
Skate United pre-juvenile free skate	Skate United or standard pre-juvenile moves in the field test and Skate United or standard preliminary free skate test
Skate United juvenile free skate	Skate United or standard juvenile moves in the field test and Skate United or standard pre-juvenile free skate test
Skate United intermediate free skate	Skate United or standard intermediate moves in the field test and Skate United or standard juvenile free skate test
Skate United novice free skate	Skate United or standard novice moves in the field test and Skate United or standard intermediate free skate test
Skate United junior free skate	Skate United or standard junior moves in the field test and Skate United or standard novice free skate test
Skate United senior free skate	Skate United or standard senior moves in the field test and Skate United or standard junior free skate test

A. The Skate United test track is for candidates who have physical disabilities, as defined by the Americans with Disabilities Act (ADA). Candidates must complete the prerequisites as shown in this rule 6213.

B. Free skate test equivalencies are allowed in one direction only from the standard track to the Skate United track, not from the Skate United track to the standard track. (Example: a skater who passes the standard intermediate free skate and standard novice moves in the field tests is eligible to take the Skate United novice free skate test; however, a skater who has passes the Skate United intermediate free skate and Skate United novice moves in the field tests is not eligible to then take the standard novice free skate test.) As an exception to this rule, the standard pre-preliminary free skate test and Skate United pre-preliminary free skate test have equivalent passing standards, so either test meets the pre-requisite requirement for the standard preliminary free skate test or Skate United preliminary free skate test.

C. Skate United candidates who need additional accommodations may also apply for a Skating Accommodations Memorandum as outlined in rule 4005.

6214 The adaptive skating free skate tests are divided into four classes which must be taken in the following order:

Adaptive Skating Free Skate Test	Prerequisite
Adaptive skating pre-bronze free skate	None
Adaptive skating bronze free skate	Adaptive skating pre-bronze free skate test
Adaptive skating silver free skate	Adaptive skating bronze free skate test
Adaptive skating gold free skate	Adaptive skating silver free skate test

A. Moves in the field tests are not prerequisites for adaptive skating free skate tests.

B. An adaptive skating free skate test may be given to any Special Olympics or adaptive skating athlete who is registered with a Special Olympics or adaptive skating program.

C. Adaptive skating free skate tests are a separate series of tests. The passing of a lower level adaptive skating free skate test does not qualify the candidate to take the next higher level standard or adult free skate test.

D. Free skate tests may be given to adaptive skating candidates at all levels specified in rules 6211, 6212 and 6214, regardless of the age of the athlete.

6220 General Requirements for Free Skate Tests

6221 For free skate tests, music is chosen by the candidate. Vocal music with lyrics is permitted.

6222 For free skate tests the entire ice surface must be available. The ice surface may not be less than 125 feet by 75 feet (9,375 square feet) in size except in the case of the pre-preliminary free skate test and the adult pre-bronze free skate test where enough ice must be at the disposal of the candidate to permit the execution of the required moves.

6223 In the event of a substantive change to any singles well-balanced free skate requirement(s) by the ISU or U.S. Figure Skating, the chair of the Singles Development and Technical Committee will revise the affected free skate test(s) to include such change(s) as soon as practical. The chair will notify the chairs of the Judges, Rules and Tests Committees, and U.S. Figure Skating will post the change on the Members Only site, notify club test chairs and ensure test forms are modified accordingly.

6230 Marking of Singles Free Skate Tests

6231 Pre-preliminary and adult pre-bronze free skate tests are marked “pass,” “pass with honors” or “retry” only for the entire test. Adaptive skating tests are marked “pass” or “retry” only for the entire test. For all other free skate test levels, marks will be awarded on a scale ranging from -3 to +3, in whole number increments, with “0” equal to passing average for test level expectation. Three marks must be awarded. The first mark is for “elements,” the second mark is for “skating,” and the third mark is for “program.”

- 6232** The following must be observed:
- During the skating of free skate tests with a program:
 - Elements: see rules 6100-6106
 - Skating: see rule 6923 (D)(1)
 - Program: see rule 6923 (D)(2)-(D)(5)
 - During the skating of free skate tests without a program:
 - Elements: see rules 6100-6106
- 6233** For adult candidates (adult intermediate through senior free skate tests) and Skate United candidates, the candidate should show the same level of achievement as that of a standard candidate at one test level below.
- 6234 Mandatory Deductions:**
- If the skater fails to finish a free skate test program within the time duration allowed under rules 6412-6561, a penalty of one point (-1) is deducted from the total for up to every 10 seconds lacking or in excess. (See rule 4513.)
 - Adult intermediate and novice free skate tests must not exceed the maximum program length of the masters intermediate-novice singles well-balanced free skate requirements in rule 6521. For these tests, no penalty is assessed for time durations less than the maximum program length. A penalty of one point (-1) is deducted from the total for up to every 10 seconds in excess of the maximum program length.
 - Adult junior and senior free skate tests must not exceed the maximum program length of the masters junior-senior singles well-balanced free skate requirements in rule 6511. For these tests, no penalty is assessed for time durations less than the maximum program length. A penalty of one point (-1) is deducted from the total for up to every 10 seconds in excess of the maximum program length.
 - Illegal elements/movements: (see rule 6106), a penalty of one point (-1) is deducted from the total for each occurrence
- 6235** For all free skate tests except the pre-preliminary, adult pre-bronze and adaptive skating free skate tests the following information is listed:
- Pass total: The total points which must be obtained for the test from an individual judge in order to obtain a “pass” from that judge.
 - Honors total: The total points which must be obtained for the test from an individual judge in order to obtain a “pass with honors” from that judge.
 - Distinction total: The total points which must be obtained for the test from an individual judge in order to obtain a “pass with distinction” from that judge.
- 6236** In order to pass a free skate test, a candidate must have received a “pass total” or a “pass” for the entire test from a majority of the judges. In the case where there is no majority test result among the panel, the second highest result among the panel is awarded (i.e. if results are “pass,” “pass with honors,” and “pass with distinction,” the skater is awarded “pass with honors”).
- 6237 Adaptive Skating Free Skate Tests:**
- Adaptive skating free skate tests are to be judged on a “pass” or “retry” basis.
- To pass a standard or adult free skate test as an adaptive skating candidate, a candidate should achieve a comfortable level of performance with the new concepts introduced at each level.
 - Any number of elements may be reskated at the request of the judge-in-charge.
 - Adaptive skating candidates may be assisted during the test by a coach or another athlete from the boards or on the ice.
 - Guidelines and specific examples of appropriate verbal cues, translations or prompting can be found in the Adaptive Skating Manual on usfigureskating.org.
- 6238 Reskating Any Element of a Free Skate Test:**
- At the completion of any test and before any other test is conducted, the judge-in-charge must ask the other two judges individually if they wish to see any element reskated before the judges turn in their judging sheets. Should the judges wish a reskate, they must indicate to the judge-in-charge what they wish to be reskated. This will be done privately without conference. If a majority of the panel requests a reskate, the judge-in-charge will direct the skater to reskate the agreed-upon element(s). If the judges do not agree on which element(s) to reskate, the judge-in-charge will decide. A brief rest and warm-up is permitted before the reskate is performed.
 - A reskate may only be requested if warranted in order to mark a test as “pass”, not as “pass with honors” or “pass with distinction.”
 - After a free skate test, two different elements may be reskated, if necessary.
 - Upon a request for a reskate, the skater may choose to complete any element that fulfills the stated requirement.
 - A skater who omitted a required element or substituted for a required element in the test may use one of their reskates to fulfill the stated requirement.
- 6300 Test Expectations, Pass Totals and Judging Panels for Standard Free Skate Tests**
- 6301 Pre-Preliminary Free Skate Test**
- Test expectations:** The purpose of this test is to encourage beginning skaters to learn the fundamentals of free skating. No great deal of technical ability, carriage or flow is expected. The candidate must show knowledge of the elements, fairly good edges and some evidence of good form. See rule 6481 for element requirements and optional program duration. Expectations are equivalent for Skate United candidates.
- Pass/pass with honors/retry:** The entire test will be marked on a “pass,” “pass with honors” or “retry” basis only, and individual marks will not be awarded. The “pass,” “pass with honors” or “retry” will be arrived at by consideration of the composite of each element in relation to the whole.
- Judging panel required (standard and Skate United):** One or three bronze or higher rank singles test judges.

6302 Preliminary Free Skate Test

Test expectations: The purpose of this test is to continue the encouragement of beginning skaters to learn the fundamentals of free skating. The candidate must demonstrate knowledge of the elements and a good sense of power (speed/flow). A relationship with the music should be attempted in the program. See rule 6471 for element requirements and program duration. For Skate United preliminary free skate test, see rule 6233.

Pass total: 0 to 3 points

Honors total: 4 to 6 points

Distinction total: 7 to 9 points

Judging panel required (standard and Skate United): Three bronze or higher rank singles test judges; or one silver or higher rank singles test judge.

6303 Pre-Juvenile Free Skate Test

Test expectations: The fundamentals of free skating must be demonstrated, although not necessarily mastered. Good edges, flow, power, extension and posture are required for all of the elements of free skating (jumps, spins and connecting moves). The program should utilize the ice surface and demonstrate some relationship with the music. See rule 6461 for element requirements and program duration. For Skate United pre-juvenile free skate test, see rule 6233.

Pass total: 0 to 3 points

Honors total: 4 to 6 points

Distinction total: 7 to 9 points

Judging panel required (standard and Skate United): Three bronze or higher rank singles test judges.

6304 Juvenile Free Skate Test

Test expectations: The candidate must skate the selected elements (jumps, spins and connecting steps) on good edges, with good form, flow, power and preciseness. The candidate must also skate to the music and utilize the ice surface. See rule 6452 for element requirements and program duration. For Skate United juvenile free skate test, see rule 6233.

Pass total: 0 to 3 points

Honors total: 4 to 6 points

Distinction total: 7 to 9 points

Judging panel required (standard and Skate United): Three bronze or higher rank singles test judges.

6305 Intermediate Free Skate Test

Test expectations: Strong, smooth edges and turns, combined with correct posture and effortless flow while utilizing the music and the ice surface are expected of the candidate in all types of free skating elements (jumps, spins and connecting steps). For element requirements, see rule 6442. For program duration, see rule 6442 (standard) or 6521 (adult). For adult intermediate free skate test, see rules 6233 and 6234 (A)(1). For Skate United intermediate free skate test, see rule 6233.

Pass total: 0 to 3 points

Honors total: 4 to 6 points

Distinction total: 7 to 9 points

Judging panel required (standard, adult and Skate United): Three silver or higher rank singles test judges.

6306 Novice Free Skate Test

Test expectations: The candidate must give a performance that is generally good. The preciseness of the footwork should be nearly faultless, body motions well timed with the music, and the flow and power very good in all free skating elements (jumps, spins and connecting steps). The program should fully utilize the ice surface, and no major or consistent errors should be in evidence. For element requirements, see rule 6432. For program duration, see rule 6432 (standard) or 6521 (adult). For adult novice free skate test, see rules 6233 and 6234 (A)(1). For the Skate United novice free skate test, see rule 6233.

Pass total: 0 to 3 points

Honors total: 4 to 6 points

Distinction total: 7 to 9 points

Judging panel required (standard, adult and Skate United): Three silver or higher rank singles test judges.

6307 Junior Free Skate Test

Test expectations: The candidate must give a performance that is generally very good in all respects. Focus should be on power, flow, edge quality, line and footwork control. The program should demonstrate a good, harmonious composition that is skated to the music with rhythm and expression, while utilizing the full ice surface. For element requirements, see rule 6422. For program duration, see rule 6422 (standard) or 6511 (adult). For adult junior free skate test, see rules 6233 and 6234 (A)(2). For the Skate United junior free skate test, see rule 6233.

Pass total: 0 to 3 points

Honors total: 4 to 6 points

Distinction total: 7 to 9 points

Judging panel required (standard, adult and Skate United): Three gold singles test judges.

6308 Senior Free Skate Test

Test expectations: The candidate must give an excellent performance displaying power, strong edge control and depth, extension and precise footwork control in all aspects of the selected elements. The program should fully utilize the ice surface, have a change of pace and superbly express the mood and rhythm of music. Harmonious steps and connecting movements in time to the music should be maintained throughout the program. For element requirements, see rule 6412. For program duration, see rule 6412 (standard) or 6511 (adult). For adult senior free skate test, see rules 6233 and 6234 (A)(2). For the Skate United senior free skate test, see rule 6233.

Pass total: 0 to 3 points

Honors total: 4 to 6 points

Distinction total: 7 to 9 points

Judging panel required (standard, adult and Skate United): Three gold singles test judges.

6310 Test Expectations, Pass Totals and Judging Panels for Adult Free Skate Tests

6311 Adult Pre-Bronze Free Skate Test

Test expectations: Expectations for this test align with the pre-preliminary free skate test. The purpose of this test is to encourage beginning adult skaters to learn the fundamentals of free skating. No great deal of technical ability, carriage or flow is expected. The candidate must show knowledge of the elements, fairly good edges and some evidence of good form. See rule 6561 for element requirements and program duration.

Pass/pass with honors/retry: The entire test will be marked on a “pass,” “pass with honors” or “retry” basis, and individual marks will not be awarded. The “pass,” “pass with honors” or “retry” will be arrived at by consideration of the composite of each element in relation to the whole.

Judging panel required: One or three bronze or higher rank singles test judges.

6312 Adult Bronze Free Skate Test

Test expectations: Expectations for this test align with the preliminary free skate test. The purpose of this test is to continue the encouragement of beginning adult skaters to learn the fundamentals of free skating. The candidate must demonstrate knowledge of the elements and a sense of strength and continuous flow. A relationship with the music should be attempted in the program. See rule 6551 for element requirements and program duration.

Pass total: 0 to 3 points

Honors total: 4 to 6 points

Distinction total: 7 to 9 points

Judging panel required: Three bronze or higher rank singles test judges, or one silver or higher rank singles test judge.

6313 Adult Silver Free Skate Test

Test expectations: Expectations for this test align with the pre-juvenile free skate test. The fundamentals of free skating must be demonstrated, although not necessarily mastered. Good edges, flow, strength, extension and form are required for all of the elements of free skating (jumps, spins and connecting moves). The program should utilize the ice surface and demonstrate some relationship with the music. See rule 6541 for element requirements and program duration.

Pass total: 0 to 3 points

Honors total: 4 to 6 points

Distinction total: 7 to 9 points

Judging panel required: Three bronze or higher rank singles test judges.

6314 Adult Gold Free Skate Test

Test expectations: Expectations for this test align with the juvenile free skate test. The candidate must skate the selected elements (jumps, spins and connecting steps) on good edges, with good form, continuous flow, strength and preciseness. The candidate must also skate to the music and utilize the ice surface. See rule 6531 for element requirements and program duration.

Pass total: 0 to 3 points

Honors total: 4 to 6 points

Distinction total: 7 to 9 points

Judging panel required: Three bronze or higher rank singles test judges.

6320 Test Expectations, Required Elements, Duration and Judging Panels for Adaptive Skating Free Skate Tests

6321 Adaptive Skating Pre-Bronze Free Skate Test

Test expectations: This is an Advanced Beginner Freestyle program. A well-balanced program consists of elements selected from Badges 1-12 with emphasis on glide and turns.

Requirements are the following six elements in any order:

1. Consecutive forward one-foot swizzles (left foot and right foot)
2. Consecutive backward one-foot swizzles (left foot and right foot)
3. Bunny hop or two-foot jump in place
4. Forward pivot
5. Forward lunge or shoot-the-duck (at any depth)
6. T-stop (left or right)

The program should also incorporate moves skills such as two-foot turns, gliding forward to backward and backward to forward, consecutive forward crossovers (left and right), and forward inside and outside edges.

Any number of elements may be reskated at the request of the judge-in-charge (see rule 6237).

Pass/retry: The entire test will be marked on a “pass” or “retry” basis only, and individual marks will not be awarded. The “pass” or “retry” will be arrived at by consideration of the quality of the performance and the content.

Duration: Ladies and Men — 1:30 +/- 10 seconds to music of the skater’s choice.

Judging panel required: One or three bronze or higher rank singles test judge.

6322 Adaptive Skating Bronze Free Skate Test

Test expectations: This is an Intermediate Level Freestyle program. A well-balanced program consists of elements with an emphasis on flow, carriage and a slightly more advance skill level.

Requirements are the following seven elements in any order:

1. Half flip jump
2. Half Lutz jump
3. Waltz jump
4. Forward spiral
5. Two-foot spin (minimum of five revolutions)
6. One-foot spin (minimum of three revolutions in the upright position only)
7. Hockey stop

The program should also incorporate moves skills such as consecutive backward crossovers (left and right), consecutive forward outside and inside edges, consecutive backward outside and inside edges, forward inside three-turns (left and right), forward inside mohawks and simple footwork (mohawk step sequence, waltz three-step sequence, etc.).

Any number of elements may be reskated at the request of the judge-in-charge (see rule 6237).

Pass/retry: The entire test will be marked on a “pass” or “retry” basis only, and individual marks will not be awarded. The “pass” or “retry” will be arrived at by consideration of the quality of the performance and the content.

Duration: Ladies and Men — 2:00 +/- 10 seconds to music of the skater’s choice.

Judging panel required: Three bronze or higher rank singles test judges, or one silver or higher rank singles test judge.

6323 Adaptive Skating Silver Free Skate Test

Test expectations: A well-balanced program consists of free skating elements with an emphasis on spins, jumps and footwork.

Requirements are the following seven elements in any order:

1. Waltz jump
2. Salchow jump
3. Toe loop jump
4. Combination jump (waltz jump/toe loop)
5. One-foot solo spin with only one position and no change of foot (solo camel, solo sit spin, solo layback, solo upright) (minimum of four revolutions)
6. Upright back spin, any entry allowed (minimum of four revolutions)
7. Straight line step sequence utilizing one-half of the ice

The program should also incorporate moves skills such as consecutive backward crossovers (left and right), consecutive forward outside and inside edges, consecutive backward outside and inside edges, forward inside three-turns (left and right), forward inside mohawks and simple footwork (mohawk step sequence, waltz three-step sequence, etc.).

Any number of elements may be reskated at the request of the judge-in-charge (see rule 6237).

Pass/retry: The entire test will be marked on a “pass” or “retry” basis only, and individual marks will not be awarded. The “pass” or “retry” will be arrived at by consideration of the quality of the performance and the content.

Duration: Ladies and Men — 2:00 +/- 10 seconds to music of the skater’s choice.

Judging panel required: Three bronze or higher rank singles test judges, or one silver or higher rank singles test judge.

6324 Adaptive Skating Gold Free Skate Test

Test expectations: This is an Advanced Freestyle program. A well-balanced program consists of free skating elements with emphasis placed on spins, spin combinations, advanced jumps, jump combinations and footwork.

Requirements are the following eight elements in any order:

1. Salchow jump
2. Toe loop jump
3. Single loop, flip or Lutz jump (choice of skater)
4. Combination jump (a Salchow, toe loop, loop, flip or Lutz with either a toe loop or loop jump) – choice of skater
5. A different combination jump (a Salchow, toe loop, loop, flip or Lutz with either a toe loop or loop jump) – choice of skater with a different first jump, the second jump may be repeated (toe loop or loop jump).
6. One-foot solo spin with only one position and no change of foot (solo camel, solo sit spin, solo layback, solo upright) (minimum of five revolutions)
7. One-foot combination spin with only one change of position and one change of foot (minimum of six revolutions with three revolutions per foot)
8. Straight line step sequence utilizing at least three-quarters of the ice

Program should also incorporate moves skills.

Any number of elements may be reskated at the request of the judge-in-charge (see rule 6237).

Pass/retry: The entire test will be marked on a “pass” or “retry” basis only, and individual marks will not be awarded. The “pass” or “retry” will be arrived at by consideration of the quality of the performance and the content.

Duration: Ladies and Men — 2:30 +/- 10 seconds to music of the skater’s choice.

Judging panel required: Three bronze or higher rank singles test judges, or one silver or higher rank singles test judge.

6400 Singles Competition Requirements and Standard and Adult Free Skate Test Elements

6410 Senior Singles

A. Test qualifications as of the closing date for entries to the qualifying regional singles challenges: Senior moves in the field test and the senior free skate test

B. Age requirements as of Sept. 1 prior to the qualifying regional singles challenges: None

6411 Elements for the Senior Men's and Ladies Short Program

	SENIOR MEN SHORT PROGRAM 2:40 +/- 10 seconds Must contain the following seven elements in any order	SENIOR LADIES SHORT PROGRAM 2:40 +/- 10 seconds Must contain the following seven elements in any order
AXEL-TYPE JUMP	One double or triple Axel	One double or triple Axel
SOLO JUMP	One triple or one quadruple jump	One triple jump
JUMP COMBINATION	One jump combination consisting of a double jump and a triple jump (in either order), two triple jumps, a quadruple jump and a double jump (in either order) or a quadruple jump and a triple jump (in either order) <ul style="list-style-type: none"> The two jumps performed in the combination may be the same or different; however, the jumps included must be different than the solo jump and the Axel-type jump 	One jump combination consisting of a double jump and a triple jump (in either order) or two triple jumps <ul style="list-style-type: none"> The two jumps performed in the combination may be the same or different; however, the jumps included must be different than the solo jump and the Axel-type jump
FLYING SPIN	One flying spin <ul style="list-style-type: none"> Any type of flying spin is permitted, but the landing position must be different than the spin in one position Minimum of eight revolutions in landing position, which may be different from the flying position. The required revolutions can be executed in any variation of the landing position. 	One flying spin <ul style="list-style-type: none"> Any type of flying spin is permitted, but the landing position must be different than the spin in one position Minimum of eight revolutions in landing position, which may be different from the flying position. The required revolutions can be executed in any variation of the landing position.
SPIN IN ONE POSITION	One camel spin or sit spin <ul style="list-style-type: none"> With only one change of foot, which may be executed in the form of a step over or a jump Minimum of six revolutions on each foot <u>in the chosen basic position</u> Cannot be commenced with a jump 	One layback/sideways leaning spin, sit spin or camel spin without change of foot <ul style="list-style-type: none"> Minimum of eight revolutions in position If performing a layback/sideways leaning spin, any position is permitted as long as the basic layback or sideways leaning position is maintained for at least eight revolutions without rising to an upright position. After the required revolutions, it is possible to execute the Biellmann position. Cannot be commenced with a jump
SPIN COMBINATION	One spin combination <ul style="list-style-type: none"> With only one change of foot Minimum of two different basic positions with at least two revolutions in each of these positions Minimum of six revolutions on each foot Cannot be commenced with a jump, but the change of foot may be executed in the form of a step over or a jump 	One spin combination <ul style="list-style-type: none"> With only one change of foot Minimum of two different basic positions with at least two revolutions in each of these positions Minimum of six revolutions on each foot Cannot be commenced with a jump, but the change of foot may be executed in the form of a step over or a jump
STEP SEQUENCE	One step sequence <ul style="list-style-type: none"> Must be visible and identifiable and should be performed using almost the full ice surface 	One step sequence <ul style="list-style-type: none"> Must be visible and identifiable and should be performed using almost the full ice surface
REMARKS	<ul style="list-style-type: none"> See rule 2054 for U.S. Collegiate Figure Skating Championships requirements. Unless otherwise stated, all elements must meet the general criteria and basic requirements in order to be counted (see rule section 6100). Jumps that do not satisfy the requirements will have no value. If the same jump is executed as a solo jump and as a part of the jump combination, the repeated jump will not be counted (if this repetition is in a jump combination, only the individual jump which is not according to the above requirements will not be counted). If an extra jump(s) is executed, only the individual jump(s) which is not according to requirements will have no value. The jumps are considered in the order of execution. 	

6412 Elements for the Senior Men's and Ladies Free Skate and Free Skate Test

SENIOR MEN & LADIES WELL-BALANCED FREE SKATE & FREE SKATE TEST 4:00 +/- 10 seconds		
PROGRAM	Competition: Must contain the following elements in any order.	Test: Must follow competition requirements, in addition to the minimum requirements below.
JUMPS	<p>Maximum of seven jump elements</p> <ul style="list-style-type: none"> • One must be an Axel-type jump. • Jumps can contain any number of revolutions. <ul style="list-style-type: none"> • No double jump (including double Axel) can be included more than twice (as a solo jump or as part of a combination/sequence). • Of all the triple and quadruple jumps, only two can be executed twice. Of the two repetitions, only one can be a quadruple jump. <ul style="list-style-type: none"> • If at least one of these executions is in a jump combination or a jump sequence, both executions (of the same triple or quadruple jump) are evaluated in a regular way. If both executions (of the same triple or quadruple jump) are as solo jumps, the second of these solo jumps will receive 70 percent of its original base value. • Up to three jump elements may be jump combinations or jump sequences. • Jump combinations are limited to two jumps except that one jump combination may contain three jumps • A jump sequence is any listed jump immediately followed by an Axel-type jump. 	<p>Seven jump elements, which must include:</p> <ul style="list-style-type: none"> • One single, double or triple Axel* • Four different double, triple or quad jumps, one of which must be a double Lutz, triple jump or quad jump* • Two two-jump or three-jump combinations, each including two jumps with at least two rotations <p>*May be performed as solo jumps, or as part of the permitted jump combinations and sequences, but no jump element may count for more than one of the jump requirements</p>
SPINS	<p>Maximum of three spins</p> <ul style="list-style-type: none"> • One must be a spin combination with a minimum of 10 revolutions • One must be a flying spin or a spin with a flying entry with a minimum of six revolutions • One must be a spin with only one position with a minimum of six revolutions • All spins must be of a different character • In all spins, the change of foot is optional • All spins may begin with a flying entry • Each basic position must be held for a minimum of two revolutions to be counted • The skaters have freedom to select the kinds of spins they intend to execute within the spin types required 	<p>Three spins: Same as competition program requirements</p>
STEP SEQUENCE	<p>Maximum of one step sequence</p> <ul style="list-style-type: none"> • Must be visible and identifiable and should be performed using almost the full ice surface • Jumps may be included in the step sequence • Step sequences that are too short and barely visible cannot be considered as meeting the requirements of a step sequence, but additional step sequences connecting the various elements may be included at the discretion of the skater 	<p>Same as competition program requirements</p>
CHOREOGRAPHIC SEQUENCE	<p>Maximum of one choreographic sequence</p> <ul style="list-style-type: none"> • Must be clearly visible • Can be performed before or after the step sequence 	<p>Same as competition program requirements</p>
REMARKS	<ul style="list-style-type: none"> • Unless otherwise stated, all elements must meet the general criteria and basic requirements in order to be counted (see rule section 6100). • If an extra jump(s) is executed, only the individual jump(s) which is not according to the requirements will have no value. The jumps are considered in the order of execution. 	<ul style="list-style-type: none"> • Unless otherwise stated, all elements must meet the general criteria and basic requirements in order to be counted (see rule section 6100). • Extra elements may be added without penalty. • Two different elements may be reskated, if necessary (see rule 6238)

6420 Junior Singles

A. Test qualifications as of the closing date for entries to the qualifying regional singles challenges: Junior moves in the field test or higher and the junior free skate test but no higher.

B. Age requirements as of Sept. 1 prior to the qualifying regional singles challenges: None

6421 Elements for the Junior Men's and Ladies Short Program 2021-22

2021-22 SEASON	JUNIOR MEN SHORT PROGRAM 2:40 +/- 10 seconds Must contain the following seven elements in any order	JUNIOR LADIES SHORT PROGRAM 2:40 +/- 10 seconds Must contain the following seven elements in any order
AXEL-TYPE JUMP	One double or triple Axel	One double Axel
SOLO JUMP	One double or triple <u>flip</u>	One double or triple <u>flip</u>
JUMP COMBINATION	One jump combination consisting of a double jump and a triple jump (in either order) or two triple jumps <ul style="list-style-type: none"> The two jumps performed in the combination may be the same or different; however, the jumps included must be different than the solo jump and the Axel-type jump 	One jump combination consisting of two double jumps, a double jump and a triple jump (in either order), or two triple jumps <ul style="list-style-type: none"> The two jumps performed in the combination may be the same or different; however, the jumps included must be different than the solo jump and the Axel-type jump
FLYING SPIN	One flying <u>sit</u> spin <ul style="list-style-type: none"> Only the prescribed type of flying spin is permitted Minimum of eight revolutions in landing position, which may be different from the flying position. The required revolutions can be executed in any variation of the landing position. 	One flying <u>sit</u> spin <ul style="list-style-type: none"> Only the prescribed type of flying spin is permitted Minimum of eight revolutions in landing position, which may be different from the flying position. The required revolutions can be executed in any variation of the landing position.
SPIN IN ONE POSITION	One <u>camel</u> spin <ul style="list-style-type: none"> With only one change of foot, which may be executed in the form of a step over or a jump Minimum of six revolutions on each foot <u>in the chosen basic position</u> Cannot be commenced with a jump 	One layback/sideways leaning spin or <u>camel</u> spin without change of foot <ul style="list-style-type: none"> Minimum of eight revolutions in position If performing a layback/sideways leaning spin, any position is permitted as long as the basic layback or sideways leaning position is maintained for at least eight revolutions without rising to an upright position. After the required revolutions, it is possible to execute the Biellmann position. Cannot be commenced with a jump
SPIN COMBINATION	One spin combination <ul style="list-style-type: none"> With only one change of foot Minimum of two different basic positions with at least two revolutions in each of these positions Minimum of six revolutions on each foot Cannot be commenced with a jump, but the change of foot may be executed in the form of a step over or a jump 	One spin combination <ul style="list-style-type: none"> With only one change of foot Minimum of two different basic positions with at least two revolutions in each of these positions Minimum of six revolutions on each foot Cannot be commenced with a jump, but the change of foot may be executed in the form of a step over or a jump
STEP SEQUENCE	One step sequence <ul style="list-style-type: none"> Must be visible and identifiable and should be performed using almost the full ice surface 	One step sequence <ul style="list-style-type: none"> Must be visible and identifiable and should be performed using almost the full ice surface
REMARKS	<ul style="list-style-type: none"> See rule 2054 for U.S. Collegiate Figure Skating Championships requirements. Unless otherwise stated, all elements must meet the general criteria and basic requirements in order to be counted (see rule section 6100). Jumps that do not satisfy requirements will have no value. If the same jump is executed as a solo jump and as a part of the jump combination, the repeated jump will not be counted (if this repetition is in a jump combination, only the individual jump which is not according to the above requirements will not be counted). If an extra jump(s) is executed, only the individual jump(s) which is not according to requirements will have no value. The jumps are considered in the order of execution. 	

*Requirements for future seasons can be found on the Members Only site.

6422 Elements for the Junior Men's and Ladies Free Skate and Free Skate Test

JUNIOR MEN & LADIES WELL-BALANCED FREE SKATE & FREE SKATE TEST 3:30 +/- 10 seconds		
PROGRAM	Competition: Must contain the following elements in any order.	Test: Must follow competition requirements, in addition to the minimum requirements below.
JUMPS	<p>Maximum of seven jump elements</p> <ul style="list-style-type: none"> • One must be an Axel-type jump. • Jumps can contain any number of revolutions. <ul style="list-style-type: none"> • No double jump (including double Axel) can be included more than twice (as a solo jump or as part of a combination/sequence). • Of all the triple and quadruple jumps, only two can be executed twice. Both repetitions may be quadruple jumps; this is an intentional variance from ISU rules. <ul style="list-style-type: none"> • If at least one of these executions is in a jump combination or a jump sequence, both executions (of the same triple or quadruple jump) are evaluated in a regular way. If both executions (of the same triple or quadruple jump) are as solo jumps, the second of these solo jumps will receive 70 percent of its original base value. • Up to three jump elements may be jump combinations or jump sequences. <ul style="list-style-type: none"> • Jump combinations are limited to two jumps except that one jump combination may contain three jumps. • A jump sequence is any listed jump immediately followed by an Axel-type jump. 	<p>Seven jump elements, which must include:</p> <ul style="list-style-type: none"> • One single, double or triple Axel* • Four different double, triple or quad jumps, one of which must be a double flip, double Lutz, triple jump or quad jump* • One two-jump or three-jump combination including two jumps with at least two rotations • One additional jump element must include at least one listed jump, which may be any single, double, triple or quad jump and may be the same as a jump(s) already performed* <p>*May be performed as solo jumps, or as part of the permitted jump combinations and sequences, but no jump element may count for more than one of the jump requirements</p>
SPINS	<p>Maximum of three spins</p> <ul style="list-style-type: none"> • One must be a spin combination with a minimum of 10 revolutions • One must be a flying spin or a spin with a flying entry with a minimum of six revolutions • One must be a spin with only one position with a minimum of six revolutions • All spins must be of a different character • In all spins, the change of foot is optional • All spins may begin with a flying entry • Each basic position must be held for a minimum of two revolutions to be counted • The skaters have freedom to select the kinds of spins they intend to execute within the spin types required 	<p>Three spins: Same as competition program requirements</p>
STEP SEQUENCE	<p>Maximum of one step sequence</p> <ul style="list-style-type: none"> • Must be visible and identifiable and should be performed using almost the full ice surface • Jumps may be included in the step sequence • Step sequences that are too short and barely visible cannot be considered as meeting the requirements of a step sequence, but additional step sequences connecting the various elements may be included at the discretion of the skater. 	<p>Same as competition program requirements</p>
REMARKS	<ul style="list-style-type: none"> • Unless otherwise stated, all elements must meet the general criteria and basic requirements in order to be counted (see rule section 6100). • If an extra jump(s) is executed, only the individual jump(s) which is not according to the requirements will have no value. The jumps are considered in the order of execution. 	<ul style="list-style-type: none"> • Unless otherwise stated, all elements must meet the general criteria and basic requirements in order to be counted (see rule section 6100). • Extra elements may be added without penalty. • Two different elements may be reskated, if necessary (see rule 6238)

6430 Novice Singles

A. Test qualifications as of the closing date for entries to the qualifying regional singles challenges: Novice moves in the field test or higher and the novice free skate test but no higher.

B. Age requirements as of Sept. 1 prior to the qualifying regional singles challenges: None

6431 Elements for the Novice Men's and Ladies Short Program

	NOVICE MEN SHORT PROGRAM 2:30 maximum time Must contain the following six elements in any order	NOVICE LADIES SHORT PROGRAM 2:30 maximum time Must contain the following six elements in any order
AXEL-TYPE JUMP	One single Axel or double Axel	One single Axel or double Axel
SOLO JUMP	One double or triple jump	One double or triple jump
JUMP COMBINATION	One jump combination consisting of two double jumps, a double jump and a triple jump (in either order) or two triple jumps <ul style="list-style-type: none"> The two jumps performed in the combination may be the same or different; however, the jumps included must be different than the solo jump and the Axel-type jump 	One jump combination consisting of two double jumps, a double jump and a triple jump (in either order) or two triple jumps <ul style="list-style-type: none"> The two jumps performed in the combination may be the same or different; however, the jumps included must be different than the solo jump and the Axel-type jump
SPIN IN ONE POSITION	One camel spin <ul style="list-style-type: none"> With only one change of foot, which may be executed in the form of a step over or a jump Minimum of five revolutions on each foot Cannot be commenced with a jump 	One layback/sideways leaning spin, sit spin or camel spin without change of foot <ul style="list-style-type: none"> Minimum of six revolutions in position If performing a layback/sideways leaning spin, any position is permitted as long as the basic layback or sideways leaning position is maintained for at least six revolutions without rising to an upright position. After the required revolutions, it is possible to execute the Biellmann position. Cannot be commenced with a jump
SPIN COMBINATION	One spin combination <ul style="list-style-type: none"> With only one change of foot Minimum of two different basic positions with at least two revolutions in each of these positions Minimum of five revolutions on each foot and two revolutions in each position Cannot be commenced with a jump, but the change of foot may be executed in the form of a step over or a jump 	One spin combination <ul style="list-style-type: none"> With only one change of foot Minimum of two different basic positions with at least two revolutions in each of these positions Minimum of five revolutions on each foot and two revolutions in each position Cannot be commenced with a jump, but the change of foot may be executed in the form of a step over or a jump
STEP SEQUENCE	One step sequence <ul style="list-style-type: none"> Must be visible and identifiable and should be performed using almost the full ice surface 	One step sequence <ul style="list-style-type: none"> Must be visible and identifiable and should be performed using almost the full ice surface
REMARKS	<ul style="list-style-type: none"> Unless otherwise stated, all elements must meet the general criteria and basic requirements in order to be counted (see rule section 6100). If the same jump is executed as a solo jump and as a part of the jump combination, the repeated jump will not be counted (if this repetition is in a jump combination, only the individual jump which is not according to the above requirements will not be counted). If an extra jump(s) is executed, only the individual jump(s) which is not according to requirements will have no value. The jumps are considered in the order of execution. 	

6432 Elements for the Novice Men's and Ladies Free Skate and Free Skate Test

NOVICE MEN & LADIES WELL-BALANCED FREE SKATE & FREE SKATE TEST 3:30 +/- 10 seconds		
PROGRAM	Competition: Must contain the following elements in any order.	Test: Must follow competition requirements, in addition to the minimum requirements below.
JUMPS	<p>Maximum of seven jump elements</p> <ul style="list-style-type: none"> • One must be an Axel-type jump. • Jumps can contain any number of revolutions. <ul style="list-style-type: none"> • No double jump (including double Axel) can be included more than twice (as a solo jump or as part of a combination/sequence). • Of all the triple and quadruple jumps, only two can be executed twice. Both repetitions may be quadruple jumps; this is an intentional variance from ISU rules. <ul style="list-style-type: none"> • If at least one of these executions is in a jump combination or a jump sequence, both executions (of the same triple or quadruple jump) are evaluated in a regular way. If both executions (of the same triple or quadruple jump) are as solo jumps, the second of these solo jumps will receive 70 percent of its original base value. • Up to three jump elements may be jump combinations or jump sequences. <ul style="list-style-type: none"> • Jump combinations are limited to two jumps except that one jump combination may contain three jumps. • A jump sequence is any listed jump immediately followed by an Axel-type jump. 	<p>Seven jump elements, which must include:</p> <ul style="list-style-type: none"> • One single, double or triple Axel* • Three different double, triple or quadruple jumps* • One two-jump or three-jump combination including two jumps with at least two rotations • Two additional jump elements must each include at least one listed jump, which may contain any number of revolutions and may be the same as jumps already performed* <p>*May be performed as solo jumps, or as part of the permitted jump combinations and sequences, but no jump element may count for more than one of the jump requirements</p>
SPINS	<p>Maximum of three spins</p> <ul style="list-style-type: none"> • One must be a spin combination with a minimum of 10 revolutions. Change of foot is optional. • One must be a flying spin with a minimum of six revolutions and no change of position or change of foot • All spins must be of a different character • All spins may have a flying entry • Each basic position must be held for a minimum of two revolutions to be counted • The skaters have freedom to select the kinds of spins they intend to execute within the spin types required 	<p>Three spins: Same as competition program requirements</p>
STEP SEQUENCE	<p>Maximum of one step sequence</p> <ul style="list-style-type: none"> • Must be visible and identifiable and should be performed using almost the full ice surface • Jumps may be included in the step sequence • Step sequences that are too short and barely visible cannot be considered as meeting the requirements of a step sequence, but additional step sequences connecting the various elements may be included at the discretion of the skater • Moves in the field sequences and spiral sequences are permitted but will not be counted as elements; instead they will be counted as transitions and marked as such 	<p>Same as competition program requirements</p>
REMARKS	<ul style="list-style-type: none"> • Unless otherwise stated, all elements must meet the general criteria and basic requirements in order to be counted (see rule section 6100). • If an extra jump(s) is executed, only the individual jump(s) which is not according to the requirements will have no value. The jumps are considered in the order of execution. 	<ul style="list-style-type: none"> • Unless otherwise stated, all elements must meet the general criteria and basic requirements in order to be counted (see rule section 6100). • Extra elements may be added without penalty. • Two different elements may be reskated, if necessary (see rule 6238)

6440 Intermediate Singles

A. Test qualifications as of the closing date for entries to the qualifying regional singles challenges: Intermediate moves in the field test or higher and the intermediate free skate test but no higher.

B. Age requirements as of Sept. 1 prior to qualifying regional singles challenges: Under age 18.

6441 Elements for the Intermediate Men's and Ladies Short Program

	INTERMEDIATE MEN SHORT PROGRAM 2:10 maximum time Must contain the following six elements in any order	INTERMEDIATE LADIES SHORT PROGRAM 2:10 maximum time Must contain the following six elements in any order
AXEL-TYPE JUMP	One single Axel or double Axel	One single Axel or double Axel
SOLO JUMP	One double or triple jump	One double or triple jump
JUMP COMBINATION	One jump combination consisting of a single jump and a double jump (in either order), two double jumps, a single jump and a triple jump (in either order), a double jump and a triple jump (in either order) or two triple jumps <ul style="list-style-type: none"> The two jumps performed in the combination may be the same or different; however, the jumps included must be different than the solo jump and the Axel-type jump 	One jump combination consisting of a single jump and a double jump (in either order), two double jumps, a single jump and a triple jump (in either order), a double jump and a triple jump (in either order) or two triple jumps <ul style="list-style-type: none"> The two jumps performed in the combination may be the same or different; however, the jumps included must be different than the solo jump and the Axel-type jump
SPIN IN ONE POSITION	One camel spin with no change of position <ul style="list-style-type: none"> No change of foot Minimum of five revolutions in position May commence with a jump 	One spin with only one position <ul style="list-style-type: none"> No change of foot Minimum of five revolutions in position May commence with a jump
SPIN COMBINATION	One spin combination <ul style="list-style-type: none"> With only one change of foot Minimum of two different basic positions with at least two revolutions in each of these positions Minimum of five revolutions on each foot and two revolutions in each position Cannot be commenced with a jump, but the change of foot may be executed in the form of a step over or a jump 	One spin combination <ul style="list-style-type: none"> With only one change of foot Minimum of two different basic positions with at least two revolutions in each of these positions Minimum of five revolutions on each foot and two revolutions in each position Cannot be commenced with a jump, but the change of foot may be executed in the form of a step over or a jump
STEP SEQUENCE	One step sequence <ul style="list-style-type: none"> Only simple variety (seven turns) and rotation in each direction covering at least 1/3 of the pattern in total for each rotational direction will be evaluated for a maximum of Level 2 Must be visible and identifiable and should be performed using almost the full ice surface 	One step sequence <ul style="list-style-type: none"> Only simple variety (seven turns) and rotation in each direction covering at least 1/3 of the pattern in total for each rotational direction will be evaluated for a maximum of Level 2 Must be visible and identifiable and should be performed using almost the full ice surface
REMARKS	<ul style="list-style-type: none"> Unless otherwise stated, all elements must meet the general criteria and basic requirements in order to be counted (see rule section 6100). If the same jump is executed as a solo jump and as a part of the jump combination, the repeated jump will not be counted (if this repetition is in a jump combination, only the individual jump which is not according to the above requirements will not be counted). If an extra jump(s) is executed, only the individual jump(s) which is not according to requirements will have no value. The jumps are considered in the order of execution. 	

6442 Elements for the Intermediate Men's and Ladies Free Skate and Free Skate Test

INTERMEDIATE MEN & LADIES WELL-BALANCED FREE SKATE & FREE SKATE TEST 3:00 +/- 10 seconds		
PROGRAM	Competition: Must contain the following elements in any order.	Test: Must follow competition requirements, in addition to the minimum requirements below.
JUMPS	<p>Maximum of six jump elements</p> <ul style="list-style-type: none"> • One must be an Axel-type jump • All single, double and triple jumps are permitted. Quadruple jumps are not permitted. • No more than two different jumps with 2½ or three revolutions may be repeated. • If any double or triple jumps, including double Axel, are repeated, at least one attempt must be part of a jump combination or sequence. <ul style="list-style-type: none"> • If at least one of these executions is in a jump combination or a jump sequence, both executions (of the same double or triple jump) are evaluated in a regular way. If both executions (of the same double or triple jump) are as solo jumps, the second of these solo jumps will receive 70 percent of its original base value. • No double or triple jump can be included more than twice. • Up to three jump elements may be jump combinations or jump sequences. <ul style="list-style-type: none"> • Jump combinations are limited to two jumps except that one jump combination may contain three jumps. • A jump sequence is any listed jump immediately followed by an Axel-type jump. 	<p>Six jump elements, which must include:</p> <ul style="list-style-type: none"> • One single Axel or double Axel* • One double or triple jump* • One two-jump or three-jump combination including at least one double jump or one triple jump • Three additional jump elements each must include at least one listed jump, which may be any single, double or triple jumps and may be the same as jumps already performed* <p>*May be performed as solo jumps, or as part of the permitted jump combinations and sequences, but no jump element may count for more than one of the jump requirements</p>
SPINS	<p>Maximum of two spins</p> <ul style="list-style-type: none"> • One must be a spin combination with at least one change of position, optional change of foot, and a minimum of eight revolutions • One must be a spin in one position with a minimum of five revolutions and no change of foot • All spins must be of a different character • Both spins may have a flying entry • Each basic position must be held for a minimum of two revolutions to be counted • The skaters have freedom to select the kinds of spins they intend to execute within the spin types required 	<p>Two spins: Same as competition program requirements</p>
STEP SEQUENCE	<p>Maximum of one step sequence</p> <ul style="list-style-type: none"> • Only simple variety (seven turns) and rotation in each direction covering at least 1/3 of the pattern in total for each rotational direction will be evaluated for a maximum of Level 2 • Must be visible and identifiable and should be performed using almost the full ice surface • Jumps may be included in the step sequence • Step sequences that are too short and barely visible cannot be considered as meeting the requirements of a step sequence, but additional step sequences connecting the various elements may be included at the discretion of the skater • Moves in the field sequences and spiral sequences are permitted but will not be counted as elements; instead they will be counted as transitions and marked as such 	<p>One step sequence, fully utilizing the ice surface. Pattern is not restricted.</p>
REMARKS	<ul style="list-style-type: none"> • Unless otherwise stated, all elements must meet the general criteria and basic requirements in order to be counted (see rule section 6100). • If an extra jump(s) is executed, only the individual jump(s) which is not according to the requirements will have no value. The jumps are considered in the order of execution. 	<ul style="list-style-type: none"> • Unless otherwise stated, all elements must meet the general criteria and basic requirements in order to be counted (see rule section 6100). • Extra elements may be added without penalty. • Two different elements may be reskated, if necessary (see rule 6238)

6450 Juvenile Singles and Open Juvenile Singles

Note: Open juvenile singles events are considered nonqualifying events and are held at a qualifying regional singles challenges only at the discretion of the local organizing committee.

- A. Test qualifications as of the closing date for entries to the qualifying regional singles challenges: Juvenile moves in the field test or higher, and juvenile free skate test but no higher.
- B. Age requirements as of Sept. 1 prior to the qualifying regional singles challenges:
1. Juvenile: 12 years of age or younger for girls; 13 years of age or younger for boys
 2. Open Juvenile: 13 years of age or older for girls; 14 years of age or older for boys

6451 Elements for the Juvenile/Open Juvenile Boys and Girls Short Program

JUVENILE/OPEN JUVENILE BOYS & GIRLS SHORT PROGRAM OPTIONAL FOR NONQUALIFYING COMPETITIONS – NOT A SEGMENT AT QUALIFYING COMPETITIONS (Juvenile events at regional singles challenges, sectional singles challenges and the U.S. Figure Skating Championships will still consist of a free skate only.) 2:10 maximum time Must contain the following six elements in any order	
AXEL-TYPE JUMP	One single Axel or double Axel
SOLO JUMP	One single or double jump
JUMP COMBINATION	One jump combination consisting of a single jump and a double jump (in either order) or two double jumps. <ul style="list-style-type: none"> • The two jumps performed in the combination may be the same or different; however, the jumps included must be different than the solo jump and the Axel-type jump
SPIN IN ONE POSITION	One spin with only one position <ul style="list-style-type: none"> • No change of foot • Minimum of five revolutions in position • May commence with a jump
SPIN COMBINATION	One spin combination <ul style="list-style-type: none"> • With only one change of foot • Minimum of two different basic positions with at least two revolutions in each of these positions • Minimum of five revolutions on each foot and two revolutions in each position • Cannot be commenced with a jump, but the change of foot may be executed in the form of a step over or a jump
STEP SEQUENCE	One choreographic step sequence <ul style="list-style-type: none"> • Must be visible and identifiable and should be performed using almost the full ice surface • A step sequence that meets the minimum requirements above will be awarded a fixed base value and evaluated by the judges in GOE • A step sequence that does not meet the minimum requirements above will receive no value
REMARKS	<ul style="list-style-type: none"> • No triple jumps permitted. • Unless otherwise stated, all elements must meet the general criteria and basic requirements in order to be counted (see rule section 6100). • If the same jump is executed as a solo jump and as a part of the jump combination, the repeated jump will not be counted (if this repetition is in a jump combination, only the individual jump which is not according to the above requirements will not be counted). • If an extra jump(s) is executed, only the individual jump(s) which is not according to requirements will have no value. The jumps are considered in the order of execution.

6452 Elements for the Juvenile/Open Juvenile Boys and Girls Free Skate and Free Skate Test

JUVENILE/OPEN JUVENILE BOYS & GIRLS WELL-BALANCED FREE SKATE & FREE SKATE TEST 2:30 +/- 10 seconds		
PROGRAM	Competition: Must contain the following elements in any order.	Test: Must follow competition requirements, in addition to the minimum requirements below.
JUMPS	<p>Maximum of five jump elements</p> <ul style="list-style-type: none"> • One must be an Axel-type jump. • All single and double jumps, including the double Axel, and one triple jump are permitted. • No additional triple or quadruple jumps are permitted. • No more than three different double jumps may be repeated, and if repeated, at least one attempt must be in a jump combination or a jump sequence. <ul style="list-style-type: none"> • If at least one of these executions is in a jump combination or a jump sequence, both executions (of the same double jump) are evaluated in a regular way. If both executions (of the same double jump) are as solo jumps, the second of these solo jumps will receive 70 percent of its original base value. • No double jump can be included more than twice. The allowed triple jump can only be included once. • Up to two jump elements may be jump combinations or jump sequences. • Jump combinations are limited to two jumps except that skaters may perform one three-jump combination with a maximum of two double jumps. <ul style="list-style-type: none"> • If double Axel or triple jump is part of three-jump combination, then two other double jumps may be included. • If three double jumps are included, and double Axel is downgraded or not included, the third double jump will receive no value. • If triple and two double jumps are included, and triple jump is downgraded, the second double jump will receive no value. • A jump sequence is any listed jump immediately followed by an Axel-type jump. 	<p>Five jump elements, which must include:</p> <ul style="list-style-type: none"> • One single Axel or double Axel* • Three different single or double jumps* • One two-jump or three-jump combination including two single jumps, one single jump and one double jump (in either order) or two double jumps <p>One triple jump is permitted. It may be performed as a solo jump or in one of the jump combinations or sequences, and it fulfills the requirement of a single or double jump.</p> <p>*May be performed as solo jumps, or as part of the permitted jump combinations and sequences, but no jump element may count for more than one of the jump requirements</p>
SPINS	<p>Maximum of two spins</p> <ul style="list-style-type: none"> • One must be a spin combination with at least one change of position, optional change of foot, and a minimum of eight revolutions • One must be a spin in one position with a minimum of five revolutions and no change of foot • All spins must be of a different character • Both spins may have a flying entry • Each basic position must be held for a minimum of two revolutions to be counted. • The skaters have freedom to select the kinds of spins they intend to execute within the spin types required 	<p>Two spins: Same as competition program requirements</p>
STEP SEQUENCE	<p>Maximum of one choreographic step sequence</p> <ul style="list-style-type: none"> • Must be visible and identifiable and should be performed using almost the full ice surface • A step sequence that meets the minimum requirements above will be awarded a fixed base value and evaluated by the judges in GOE • A step sequence that does not meet the minimum requirements above will receive no value • Jumps may be included in the step sequence • Step sequences that are too short and barely visible cannot be considered as meeting the requirements of a step sequence, but additional step sequences connecting the various elements may be included at the discretion of the skater • Moves in the field sequences and spiral sequences are permitted but will not be counted as elements; instead they will be counted as transitions and marked as such 	<p>Same as competition program requirements</p>
REMARKS	<ul style="list-style-type: none"> • Unless otherwise stated, all elements must meet the general criteria and basic requirements in order to be counted (see rule section 6100). • If an extra jump(s) is executed, only the individual jump(s) which is not according to the requirements will have no value. The jumps are considered in the order of execution. 	<ul style="list-style-type: none"> • Unless otherwise stated, all elements must meet the general criteria and basic requirements in order to be counted (see rule section 6100). • Extra elements may be added without penalty. • Two different elements may be reskated, if necessary (see rule 6238)

6460 Pre-Juvenile Singles

Note: Pre-juvenile singles is considered a nonqualifying event and is held at regional singles challenges only at the discretion of the local organizing committee.

A. Test qualifications as of the closing date for entries to the qualifying regional singles challenges: Pre-juvenile moves in the field test or higher and the pre-juvenile free skate test but no higher.

B. Age requirements: None.

6461 Elements for the Pre-Juvenile Girls and Boys Free Skate and Free Skate Test

PRE-JUVENILE BOYS & GIRLS WELL-BALANCED FREE SKATE & FREE SKATE TEST 2:00 +/- 10 seconds		
PROGRAM	Competition: Must contain the following elements in any order.	Test: Must follow competition requirements, in addition to the minimum requirements below.
JUMPS	<p>Maximum of five jump elements</p> <ul style="list-style-type: none"> • One must be an Axel-type jump • All single and double jumps are permitted except double Axel • No double Axels, triple or quadruple jumps are permitted • An Axel plus up to three different double jumps may be repeated once (but not more) as solo jumps or part of a jump sequence or jump combination • The number of single jumps is not limited provided the maximum number of jump elements allowed is not exceeded • Up to two jump elements may be jump combinations or jump sequences • Jump combinations are limited to two jumps except that skaters may perform one three-jump combination with a maximum of two double jumps. • A jump sequence is any listed jump immediately followed by an Axel-type jump. 	<p>Five jump elements, which must include:</p> <ul style="list-style-type: none"> • One waltz jump or single Axel* • Three different jumps selected from single loop, single flip, single Lutz, single Axel, or any double jump, except double Axel* • One two-jump or three-jump combination including two single jumps, one single jump and one double jump (in either order) or two double jumps (double Axel is not permitted) <p>*May be performed as solo jumps, or as part of the permitted jump combinations and sequences, but no jump element may count for more than one of the jump requirements</p>
SPINS	<p>Maximum of two spins</p> <ul style="list-style-type: none"> • One must be a spin combination with at least one change of position, optional change of foot, and a minimum of six revolutions • One must be a spin in one position with a minimum of four revolutions and no change of foot • All spins must be of a different character • Both spins may have a flying entry • The skaters have freedom to select the kinds of spins they intend to execute within the spin types required 	<p>Two spins: Same as competition program requirements</p>
STEP SEQUENCE	<p>One choreographic step sequence</p> <ul style="list-style-type: none"> • Must be visible and identifiable and should be performed using almost the full ice surface • Jumps may be included in the step sequence • Step sequences that are too short and barely visible cannot be considered as meeting the requirements of a step sequence, but additional step sequences connecting the various elements may be included at the discretion of the skater • Moves in the field sequences and spiral sequences are permitted but will not be counted as elements 	<p>Same as competition program requirements</p>
REMARKS	<ul style="list-style-type: none"> • Unless otherwise stated, all elements must meet the general criteria and basic requirements in order to be counted (see rule section 6100). 	<ul style="list-style-type: none"> • Unless otherwise stated, all elements must meet the general criteria and basic requirements in order to be counted (see rule section 6100). • Extra elements may be added without penalty. • Two different elements may be reskated, if necessary (see rule 6238)

6470 Preliminary Singles

Note: Preliminary singles is considered a nonqualifying event and is held at regional singles challenges only at the discretion of the local organizing committee.

A. Test qualifications as of the closing date for entries to the qualifying regional singles challenges: preliminary moves in the field test or higher and the preliminary free skate test but no higher.

B. Age requirements: None.

6471 Elements for the Preliminary Boys and Girls Free Skate and Free Skate Test

PRELIMINARY BOYS & GIRLS WELL-BALANCED FREE SKATE& FREE SKATE TEST 1:30 +/- 10 seconds* <u>*Effective Dec. 1, 2021, the Preliminary Boys and Girls Well-Balanced Free Skate and Free Skate Test will be increased to 2:00 +/- 10 seconds, and the step sequence will need to utilize the full ice surface.</u>		
PROGRAM	Competition: Must contain the following elements in any order.	Test: Must follow competition requirements, in addition to the minimum requirements below.
JUMPS	<p>Maximum of five jump elements</p> <ul style="list-style-type: none">• One must be an Axel-type jump or a waltz jump• All single jumps, including the single Axel, are permitted. Only two different double jumps, chosen from double Salchow, double toe loop and double loop, may be attempted.• Double flip, double Lutz, double Axel, triple and quadruple jumps are not permitted.• An Axel plus up to two different, allowable double jumps may be repeated once (but not more) as solo jumps or part of a jump sequence or jump combination.• The number of single jumps is not limited provided the maximum number of jump elements allowed is not exceeded• Up to two jump elements may be jump combinations or jump sequences• Jump combinations are limited to two jumps except that skaters may perform one three-jump combination with a maximum of two double jumps.• A jump sequence is any listed jump immediately followed by an Axel-type jump.	<p>Five jump elements, which must include:</p> <ul style="list-style-type: none">• One waltz jump or single Axel*• Three different single or allowable double jumps*• One two-jump or three-jump combination including two single jumps, one single jump and one allowable double jump (in either order) or two allowable double jumps <p>*May be performed as solo jumps, or as part of the permitted jump combinations and sequences, but no jump element may count for more than one of the jump requirements</p>
SPINS	<p>Maximum of two spins</p> <ul style="list-style-type: none">• All spins must be of a different character• Each spin must have a minimum of three revolutions• Spins may change feet and/or positions• Spins may start with a flying entry• The skaters have freedom to select the kinds of spins they intend to execute within the spin types allowed	<p>Two spins: Same as competition program requirements</p> <p>Note: For this test, if a skater performs a sit spin or a camel spin, the spin must be in a recognizable position but does NOT need to achieve a basic position as defined in rule 6103 (A).</p>
STEP SEQUENCE	<p>One choreographic step sequence</p> <ul style="list-style-type: none">• <u>Through Nov. 30, 2021</u>, must utilize one-half the ice surface• <u>Beginning Dec. 1, 2021</u>, must utilize the full ice surface• Jumps may be included in the step sequence• Step sequences that are too short and barely visible cannot be considered as meeting the requirements of a step sequence, but additional step sequences connecting the various elements may be included at the discretion of the skater• Moves in the field sequences and spiral sequences are permitted but will not be counted as elements	<p>Same as competition program requirements</p>
REMARKS	<ul style="list-style-type: none">• Unless otherwise stated, all elements must meet the general criteria and basic requirements in order to be counted (see rule section 6100).	<ul style="list-style-type: none">• Unless otherwise stated, all elements must meet the general criteria and basic requirements in order to be counted (see rule section 6100).• Extra elements may be added without penalty.• Two different elements may be reskated, if necessary (see rule 6238)

6480 Pre-Preliminary Singles

Note: Pre-preliminary singles is considered a nonqualifying event and is held at regional singles challenges only at the discretion of the local organizing committee.

A. Test qualifications as of the closing date for entries to the qualifying regional singles challenges: pre-preliminary moves in the field test or higher and the pre-preliminary free skate test but no higher.

B. Age requirements: None.

6481 Elements for the Pre-Preliminary Boys and Girls Free Skate and Free Skate Test

PRE-PRELIMINARY BOYS & GIRLS WELL-BALANCED FREE SKATE & FREE SKATE TEST 1:40 maximum		
PROGRAM	Competition: Must contain the following elements in any order.	Test: Must follow competition requirements, in addition to the minimum requirements below. Note: The skater may choose to complete the elements in a program (with or without music), or as isolated elements.
JUMPS	Maximum of five jump elements <ul style="list-style-type: none">• All single jumps, including single Axel, are permitted, but double, triple and quadruple jumps are not permitted• The Axel may be repeated once (but not more) as a solo jump, or in a jump sequence or jump combination• The number of single jumps is not limited provided the maximum number of jump elements allowed is not exceeded• Up to two jump elements may be jump combinations or jump sequences• Jump combinations are limited to two jumps except that skaters may perform one three-jump combination• A jump sequence is any listed jump immediately followed by an Axel-type jump.	Five jump elements, which must include: <ul style="list-style-type: none">• One waltz jump or single Axel*• Four different jumps, two of which must be single jumps. The remaining two jumps may be half jumps (half Lutz and half flip), single jumps or one of each.* <p>*May be performed as solo jumps, or as part of the permitted jump combinations and sequences, but no jump element may count for more than one of the jump requirements</p>
SPINS	Maximum of two spins <ul style="list-style-type: none">• All spins must be of a different character• Each spin must have a minimum of three revolutions• Spins may change feet and/or positions• Spins may start with a flying entry• Skaters have freedom to select the kinds of spins they intend to execute within the spin types allowed	Two spins: Same as competition program requirements Note: <ul style="list-style-type: none">• A two-foot spin is of a different character than a one-foot spin and would meet the requirements for one of the spins on this test.• For this test only, a backward upright one-foot spin is considered of a different character than a forward upright one-foot spin, so both may be performed.• For this test, if a skater performs a sit spin or a camel spin, the spin must be in a recognizable position but does NOT need to achieve a basic position as defined in rule 6103 (A).
STEP SEQUENCE	One choreographic step sequence <ul style="list-style-type: none">• Must utilize one-half the ice surface• Jumps may be included in the step sequence• Step sequences that are too short and barely visible cannot be considered as meeting the requirements of a step sequence, but additional step sequences connecting the various elements may be included at the discretion of the skater• Moves in the field sequences and spiral sequences are permitted but will not be counted as elements	Same as competition program requirements
REMARKS	<ul style="list-style-type: none">• Unless otherwise stated, all elements must meet the general criteria and basic requirements in order to be counted (see rule section 6100).	<ul style="list-style-type: none">• Unless otherwise stated, all elements must meet the general criteria and basic requirements in order to be counted (see rule section 6100).• If performed as a program, extra elements may be added without penalty.• Two different elements may be reskated, if necessary (see rule 6238)

6490 No Test Singles

Note: No-test singles is considered a nonqualifying event and is held at regional singles challenges only at the discretion of the local organizing committee.

A. Test qualifications as of the closing date for entries to the qualifying regional singles challenges: may not have passed any free skate tests, but may have passed moves in the field tests without restriction.

B. Age requirements: None.

6491 Elements for the No Test Boys and Girls Free Skate

NO TEST BOYS & GIRLS WELL-BALANCED FREE SKATE 1:40 maximum Competition: Must contain the following elements in any order	
JUMPS	Maximum of five jump elements <ul style="list-style-type: none"> • All single jumps are permitted except for the single Axel • No single Axels, double, triple or quadruple jumps are permitted • The number of single jumps (except single Axels) is not limited provided the maximum number of jump elements allowed is not exceeded • Up to two jump elements may be jump combinations or jump sequences • Jump combinations are limited to two jumps except that skaters may perform one three-jump combination • A jump sequence is any listed jump immediately followed by an Axel-type jump (waltz jump).
SPINS	Maximum of two spins <ul style="list-style-type: none"> • All spins must be of a different character • Each spin must have a minimum of three revolutions • Spins may change feet and/or positions • Spins may start with a flying entry • The skaters have freedom to select the kinds of spins they intend to execute within the spin types allowed
STEP SEQUENCE	One choreographic step sequence <ul style="list-style-type: none"> • Must utilize one-half the ice surface • Jumps may be included in the step sequence • Step sequences that are too short and barely visible cannot be considered as meeting the requirements of a step sequence, but additional step sequences connecting the various elements may be included at the discretion of the skater. • Moves in the field sequences and spiral sequences are permitted but will not be counted as elements
REMARKS	<ul style="list-style-type: none"> • Unless otherwise stated, all elements must meet the general criteria and basic requirements in order to be counted (see rule section 6100).

6500 Adult Singles Competition Requirements and Free Skate Test Elements

All adult singles events are open only to competitors who are 21 years of age or older at the closing date for entries. See rule 2552 for age categories.

6510 Championship Masters Junior-Senior Singles and Masters Junior-Senior Singles

Test qualifications, as of the closing date for entries, skaters must have passed at least one of the following:

- A. The adult or standard novice free skate test;
- B. Prior to Oct. 1, 1977, the 4th figure test;
- C. On or after Oct. 1, 1977, and prior to Oct. 1, 1979, the 8th figure test.

6511 Elements for the Championship Masters Junior-Senior and Masters Junior-Senior Free Skate

CHAMPIONSHIP MASTERS JUNIOR-SENIOR AND MASTERS JUNIOR-SENIOR WELL-BALANCED FREE SKATE 3:40 maximum time Competition: Must contain the following elements in any order	
JUMPS	Maximum of seven jump elements <ul style="list-style-type: none">• One must be an Axel-type jump• Up to three jump elements may be jump combinations or jump sequences• One jump combination may contain three jumps; the remaining jump combinations are limited to two jumps• A jump sequence is any listed jump immediately followed by an Axel-type jump.• No Axels or multi-rotation jumps may be repeated more than once, and if repeated, those jumps must be in combination or sequence. If at least one of these executions is in a jump combination or a jump sequence, both executions (of the same Axel or multi-rotation jump) are evaluated in a regular way. If both executions (of the same Axel or multi-rotation jump) are as solo jumps, the second of these solo jumps will receive 70 percent of its original base value.
SPINS	Maximum of three spins of a different character <ul style="list-style-type: none">• If a spin includes a change of foot, it must have a minimum of four revolutions on each foot. All other spins must have a minimum of five revolutions.• There must be a minimum of two revolutions in each position, or the position will not be counted.• The skaters have freedom to select the kinds of spins they intend to execute within the spin types allowed.
STEP SEQUENCE	Maximum of one choreographic step sequence (may include moves in the field and spirals) <ul style="list-style-type: none">• Must be visible and identifiable and should be performed using almost the full ice surface• A sequence that meets the minimum requirements above will be awarded a fixed base value and evaluated by the judges in GOE• A sequence that does not meet the minimum requirements above will receive no value• Jumps may be included in the step sequence• Sequences that are too short and barely visible cannot be considered as meeting the requirements• Additional moves in the field sequences, spiral sequences and step sequences are permitted but will not be counted as elements; instead they will be counted as transitions and marked as such
REMARKS	<ul style="list-style-type: none">• Unless otherwise stated, all elements must meet the general criteria and basic requirements in order to be counted (see rule section 6100).• If an extra jump(s) is executed, only the individual jump(s) which is not according to the requirements will have no value. The jumps are considered in the order of execution.

6520 Championship Masters Intermediate-Novice Singles and Masters Intermediate-Novice Singles

Test qualifications, as of the closing date for entries:

A. Skaters must have passed at least one of the following:

1. The adult or standard intermediate free skate test;
2. Prior to Oct. 1, 1977, the 3rd figure test;
3. On or after Oct. 1, 1977, and prior to Oct. 1, 1979, the 8th figure test.

B. Skaters must not have passed:

1. On or after Oct. 1, 1977, and prior to Oct. 1, 1991, higher than the standard junior free skate test;
2. On or after Oct. 1, 1991, higher than the adult or standard novice free skate test.

6521 Elements for the Championship Masters Intermediate-Novice and Masters Intermediate-Novice Free Skate

CHAMPIONSHIP MASTERS INTERMEDIATE-NOVICE AND MASTERS INTERMEDIATE-NOVICE WELL-BALANCED FREE SKATE 3:10 maximum time Competition: Must contain the following elements in any order	
JUMPS	<p>Maximum of six jump elements</p> <ul style="list-style-type: none"> • One must be an Axel-type jump • Up to three jump elements may be jump combinations or jump sequences • One jump combination may contain three jumps; the remaining jump combinations are limited to two jumps • A jump sequence is any listed jump immediately followed by an Axel-type jump. • Only one jump combination or sequence may include two double jumps • Each jump may be repeated only once and only in combination or sequence. If at least one of these executions is in a jump combination or a jump sequence, both executions (of the same single or double jump) are evaluated in a regular way. If both executions (of the same single or double jump) are as solo jumps, the second of these solo jumps will receive 70 percent of its original base value. • All single jumps and the following double jumps may be performed: double toe loop, double Salchow and double loop • Double flip, double Lutz, double Axel and triple jumps are not permitted
SPINS	<p>Maximum of three spins of a different character</p> <ul style="list-style-type: none"> • If a spin includes a change of foot, it must have a minimum of four revolutions on each foot. All other spins must have a minimum of five revolutions. • There must be a minimum of two revolutions in each position, or the position will not be counted. • The skaters have freedom to select the kinds of spins they intend to execute within the spin types allowed.
STEP SEQUENCE	<p>Maximum of one choreographic step sequence (may include moves in the field and spirals)</p> <ul style="list-style-type: none"> • Must be visible and identifiable and should be performed using almost the full ice surface • A sequence that meets the minimum requirements above will be awarded a fixed base value and evaluated by the judges in GOE • A sequence that does not meet the minimum requirements above will receive no value • Jumps may be included in the step sequence • Sequences that are too short and barely visible cannot be considered as meeting the requirements • Additional moves in the field sequences, spiral sequences and step sequences are permitted but will not be counted as elements; instead they will be counted as transitions and marked as such
REMARKS	<ul style="list-style-type: none"> • Unless otherwise stated, all elements must meet the general criteria and basic requirements in order to be counted (see rule section 6100). • If an extra jump(s) is executed, only the individual jump(s) which is not according to the requirements will have no value. The jumps are considered in the order of execution.

6530 Championship Adult Gold and Adult Gold Singles

Test Qualifications as of the closing date for entries:

A. Skaters must have passed at least one of the following:

1. The adult gold free skate test;
2. The standard juvenile free skate test;
3. Prior to Oct. 1, 1977, the 3rd figure test.

B. Skaters must not have passed:

1. Prior to Oct. 1, 1991, higher than the standard intermediate free skate test;
2. On or after Oct. 1, 1991, higher than the standard juvenile free skate test;
3. Prior to Oct. 1, 1977, higher than the 5th figure test;
4. On or after Oct 1, 1977, and prior to Oct. 1, 1979, the 8th figure test.

C. Skaters may have passed:

1. Any figure tests or moves-in-the-field tests on or after Oct. 1, 1977, and prior to Oct. 1, 1979, except for the 8th figure test;
2. Any figure tests or moves-in-the-field tests on or after Oct. 1, 1979.

6531 Elements for the Championship Adult Gold and Adult Gold Free Skate and Free Skate Test

CHAMPIONSHIP ADULT GOLD AND ADULT GOLD WELL-BALANCED FREE SKATE & TEST 2:40 maximum time		
PROGRAM	Competition: Must contain the following elements in any order.	Test: Must follow competition requirements, in addition to the minimum requirements below.
JUMPS	<p>Maximum of five jump elements</p> <ul style="list-style-type: none"> • Up to three jump elements may be jump combinations or jump sequences • One jump combination may contain three jumps; the remaining jump combinations are limited to two jumps • A jump sequence is any listed jump immediately followed by an Axel-type jump. • Each jump combination or sequence may include only one double jump • Each jump may be repeated only once and only in combination and/or sequence. If at least one of these executions is in a jump combination or a jump sequence, both executions (of the same single or double jump) are evaluated in a regular way. If both executions (of the same single or double jump) are as solo jumps, the second of these solo jumps will receive 70 percent of its original base value. • All single jumps (including single Axel) and the following double jumps may be performed: double toe loop and double Salchow • Double loop, double flip, double Lutz, double Axel and triple jumps are not permitted 	<p>Five jump elements, which must include:</p> <ul style="list-style-type: none"> • Four different single or allowable double jumps, two of which must be chosen from single Lutz, single Axel, double toe loop or double Salchow* • One two-jump or three-jump combination including two jumps with at least one rotation <p>*May be performed as solo jumps, or as part of the permitted jump combinations and sequences, but no jump element may count for more than one of the jump requirements</p>
SPINS	<p>Maximum of three spins of a different character</p> <ul style="list-style-type: none"> • If a spin includes a change of foot, it must have a minimum of four revolutions on each foot. All other spins must have a minimum of four revolutions. • There must be a minimum of two revolutions in each position, or the position will not be counted • The skaters have freedom to select the kinds of spins they intend to execute within the spin types allowed 	<p>Three spins: Same as competition program requirements</p>
STEP SEQUENCE	<p>Maximum of one choreographic step sequence (may include moves in the field and spirals)</p> <ul style="list-style-type: none"> • Must be visible and identifiable and should be performed using almost the full ice surface • A sequence that meets the minimum requirements above will be awarded a fixed base value and evaluated by the judges in GOE • A sequence that does not meet the minimum requirements above will receive no value • Jumps may be included in the step sequence • Sequences that are too short and barely visible cannot be considered as meeting the requirements • Additional moves in the field sequences, spiral sequences and step sequences are permitted but will not be counted as elements; instead they will be counted as transitions and marked as such 	<p>Same as competition program requirements</p>
REMARKS	<ul style="list-style-type: none"> • Unless otherwise stated, all elements must meet the general criteria and basic requirements in order to be counted (see rule section 6100). • If an extra jump(s) is executed, only the individual jump(s) which is not according to the requirements will have no value. The jumps are considered in the order of execution. 	<ul style="list-style-type: none"> • Unless otherwise stated, all elements must meet the general criteria and basic requirements in order to be counted (see rule section 6100). • Extra elements may be added without penalty. • Two different elements may be reskated, if necessary (see rule 6238)

6540 Championship Adult Silver and Adult Silver Singles

Test Qualifications as of the closing date for entries:

A. Skaters must have passed at least one of the following:

1. The adult silver free skate test;
2. Prior to Oct. 1, 1994, the standard juvenile free skate test;
3. On or after Oct. 1, 1994, the standard pre-juvenile free skate test;
4. Prior to Oct. 1, 1977, the 3rd figure test.

B. Skaters must not have passed:

1. Higher than the adult silver free skate test;
2. Prior to Oct. 1, 1994, higher than the standard juvenile free skate test;
3. On or after Oct. 1, 1994, higher than the standard pre-juvenile free skate test;
4. Prior to Oct. 1, 1977, higher than the 3rd figure test;
5. On or after Oct. 1, 1977, and prior to Oct. 1, 1979, the 8th figure test.

C. Skaters may have passed:

1. Any figure tests or moves-in-the-field test on or after Oct. 1, 1977, and prior to Oct. 1, 1979, except for the 8th figure test;
2. Any figure tests or moves-in-the-field tests on or after Oct. 1, 1979.

6541 Elements for the Championship Adult Silver and Adult Silver Free Skate and Free Skate Test

CHAMPIONSHIP ADULT SILVER AND ADULT SILVER WELL-BALANCED FREE SKATE & TEST 2:10 maximum time		
PROGRAM	Competition: Must contain the following elements in any order.	Test: Must follow competition requirements, in addition to the minimum requirements below.
JUMPS	<p>Maximum of five jump elements</p> <ul style="list-style-type: none"> • Up to two jump elements may be jump combinations or jump sequences • One jump combination may contain three jumps, and the other may contain only two jumps • A jump sequence is any listed jump immediately followed by an Axel-type jump. • Additional jump sequences which contain non-listed jumps of not more than one revolution performed as part of connecting footwork preceding single jumps are permitted • Each jump may be repeated only once and only in combination or sequence • All single jumps, including single Axel, are permitted • No double or triple jumps are permitted 	<p>Five jump elements, which must include:</p> <ul style="list-style-type: none"> • Three different single jumps, two of which must be chosen from single loop, single flip, single Lutz, or single Axel* • One two-jump or three-jump combination including two single jumps • One jump sequence or additional jump combination consisting of waltz jumps or jumps of one full revolution <p>*Required jumps may be performed as solo jumps, or as part of the permitted jump combinations and sequences</p>
SPINS	<p>Maximum of two spins of a different character</p> <ul style="list-style-type: none"> • If a spin includes a change of foot, it must have a minimum of three revolutions on each foot. A spin without a change of foot must have a minimum of three revolutions. • There must be a minimum of two revolutions in each position, or the position will not be counted. • The skaters have freedom to select the kinds of spins they intend to execute within the spin types allowed. 	<p>Two spins: Same as competition program requirements</p> <p>Note: For this test, if a skater performs a sit spin or a camel spin, the spin must be in a recognizable position but does NOT need to achieve a basic position as defined in rule 6103 (A).</p>
STEP SEQUENCE	<p>Maximum of one choreographic step sequence (may include moves in the field and spirals) utilizing at least one-half of the ice surface</p> <ul style="list-style-type: none"> • Jumps may be included in the step sequence • Sequences that are too short and barely visible cannot be considered as meeting the requirements • Additional moves in the field sequences, spiral sequences and step sequences are permitted but will not be counted as elements; instead they will be counted as transitions and marked as such <p>When judged with IJS:</p> <ul style="list-style-type: none"> • A sequence that meets the minimum requirements above will be awarded a fixed base value and evaluated by the judges in GOE • A sequence that does not meet the minimum requirements above will receive no value 	Same as competition program requirements
REMARKS	<ul style="list-style-type: none"> • Unless otherwise stated, all elements must meet the general criteria and basic requirements in order to be counted (see rule section 6100). • If an extra jump(s) is executed, only the individual jump(s) which is not according to the requirements will have no value. The jumps are considered in the order of execution. 	<ul style="list-style-type: none"> • Unless otherwise stated, all elements must meet the general criteria and basic requirements in order to be counted (see rule section 6100). • Extra elements may be added without penalty. • Two different elements may be reskated, if necessary (see rule 6238)

6550 Adult Bronze Singles

Test Qualifications as of the closing date for entries:

A. Skaters must have passed at least one of the following:

1. The adult bronze free skate test;
2. The standard preliminary free skate test.

B. Skaters must not have passed:

1. Higher than the adult bronze free skate test;
2. Higher than the standard preliminary free skate test;
3. Before Oct. 1, 1977, higher than the 2nd figure test;
4. On or after Oct. 1, 1977, and prior to Oct. 1, 1979, the 8th figure test.

C. Skaters may have passed:

1. The 2nd figure test, and no higher, before Oct. 1, 1977;
2. Any figure tests or moves-in-the-field tests on or after Oct. 1, 1977, and prior to Oct. 1, 1979, except for the 8th figure test;
3. Any figure tests or moves-in-the-field tests on or after Oct. 1, 1979.

6551 Elements for the Adult Bronze Free Skate and Free Skate Test

ADULT BRONZE WELL-BALANCED FREE SKATE & TEST 1:50 maximum time		
PROGRAM	Competition: Must contain the following elements in any order.	Test: Must follow competition requirements, in addition to the minimum requirements below.
JUMPS	Maximum of four jump elements <ul style="list-style-type: none">• Up to two jump elements may be jump combinations or jump sequences• One jump combination may contain three jumps, and the other may contain only two jumps.• A jump sequence is any listed jump immediately followed by a waltz jump.• Each jump may be repeated only once and only in combination or in sequence• All single jumps, except single Axel, are permitted• No single Axel, double or triple jumps are permitted	Four jump elements, which must include: <ul style="list-style-type: none">• Three different jumps, selected from single toe, single Salchow, single loop, single flip or single Lutz*• One two-jump or three-jump combination including a waltz jump and/or allowable single jump(s) (no turn or change of foot between jumps) *Required jumps may be performed as solo jumps, or as part of the permitted jump combinations and sequences.
SPINS	Maximum of two spins of a different character <ul style="list-style-type: none">• If a spin includes a change of foot, it must have a minimum of three revolutions on each foot. All other spins must have a minimum of three revolutions.• There must be a minimum of two revolutions in each position or the position will not be counted• Spins with a flying entry are not permitted• The skaters have freedom to select the kinds of spins they intend to execute within the spin types allowed	Two spins: Same as competition program requirements Note: For this test, if a skater performs a sit spin or a camel spin, the spin must be in a recognizable position but does NOT need to achieve a basic position as defined in rule 6103 (A).
STEP SEQUENCE	Maximum of one choreographic step sequence (may include moves in the field and spirals) utilizing at least one-half of the ice surface <ul style="list-style-type: none">• Jumps may be included in the step sequence• Sequences that are too short and barely visible cannot be considered as meeting the requirements• Additional moves in the field sequences, spiral sequences and step sequences are permitted but will not be counted as elements; instead they will be counted as transitions and marked as such When judged with IJS: <ul style="list-style-type: none">• A sequence that meets the minimum requirements above will be awarded a fixed base value and evaluated by the judges in GOE• A sequence that does not meet the minimum requirements above will receive no value	Same as competition program requirements
REMARKS	<ul style="list-style-type: none">• Unless otherwise stated, all elements must meet the general criteria and basic requirements in order to be counted (see rule section 6100).	<ul style="list-style-type: none">• Unless otherwise stated, all elements must meet the general criteria and basic requirements in order to be counted (see rule section 6100).• Extra elements may be added without penalty.• Two different elements may be reskated, if necessary (see rule 6238)

6560 Adult Pre-Bronze Singles

A. Test qualifications as of the closing date for entries: Passed no higher than the adult pre-bronze free skate test, or the pre-preliminary free skate test.

6561 Elements for the Adult Pre-Bronze Free Skate and Free Skate Test

ADULT PRE-BRONZE WELL-BALANCED FREE SKATE & TEST 1:40 maximum time		
PROGRAM	Competition: Must contain the following elements in any order.	Test: Must follow competition requirements, in addition to the minimum requirements below. Note: The skater may choose to complete the elements in a program (with or without music), or as isolated elements.
JUMPS	Maximum of four jump elements <ul style="list-style-type: none"> • Up to two jump elements may be jump combinations or jump sequences • One jump combination may contain three jumps, and the other may contain only two jumps • A jump sequence is any listed jump immediately followed by a waltz jump. • Each jump may be repeated only once and only in combination or sequence • Only single and half-revolution jumps are permitted • No single Lutz, single Axel or double jumps are permitted 	Two different half or allowable single jumps* *Required jumps may be performed as solo jumps, or as part of the permitted jump combinations and sequences.
SPINS	A maximum of two spins of a different character <ul style="list-style-type: none"> • Spins with a flying entry are not permitted • Spins must have a minimum of three revolutions • A two-foot spin is permitted as one of the spins at this level and is of a different character than a one-foot spin • The skaters have freedom to select the kinds of spins they intend to execute within the spin types allowed 	Two spins: Same as competition requirements Note: <ul style="list-style-type: none"> • A two-foot spin is of a different character than a one-foot spin and would meet the requirements for one of the spins on this test. • For this test only, a backward upright one-foot spin is considered of a different character than a forward upright one-foot spin, so both may be performed. • For this test, if a skater performs a sit spin or a camel spin, the spin must be in a recognizable position but does NOT need to achieve a basic position as defined in rule 6103 (A).
STEPS	Connecting steps throughout the program are required	Same as competition requirements
REMARKS	<ul style="list-style-type: none"> • Unless otherwise stated, all elements must meet the general criteria and basic requirements in order to be counted (see rule section 6100). 	<ul style="list-style-type: none"> • Unless otherwise stated, all elements must meet the general criteria and basic requirements in order to be counted (see rule section 6100). • If performed as a program, extra elements may be added without penalty. • Two different elements may be reskated, if necessary (see rule 6238)

6700 **Dramatic Performance and Lyrical Pop/Character/Comedy Events**

For Masters Dramatic Performance, Masters Lyrical Pop/Character/Comedy, Adult Gold Dramatic Performance, Adult Gold Lyrical Pop/Character/Comedy, Adult Silver Dramatic Performance, Adult Silver Lyrical Pop/Character/Comedy, Adult Bronze Dramatic Performance and Adult Bronze Lyrical Pop/Character/Comedy: Test qualifications as of the closing date for entries, program duration, program requirements and restrictions, and judging and marking will be as specified in the Nonqualifying Competition Showcase Guidelines, posted on the Members Only site.

6900 **Marking of Singles – 6.0 and IJS**

6910 **Marking of Singles – 6.0 System**

6911 The 6.0 system is marked on a scale from 0 to 6, of which:

0.0 = Not Skated	4.0 = Good
1.0 = Very Poor	5.0 = Very Good
2.0 = Poor	6.0 = Outstanding
3.0 = Mediocre	

A. Decimals to one place are permitted as further intermediate values (e.g. 3.8, 4.4, 5.5).

B. When deserved, a judge may award the mark of 6.0 either in the first mark or in the second mark, but not in both, except for the last competitor.

6912 Under the 6.0 system, the judges must penalize clothing not meeting the requirements of rule section 6030 by a deduction of 0.1 in the second mark.

6913 **Marking of Singles Short Programs – 6.0 System**

In the singles short program, for those events that are judged under the 6.0 system, two marks shall be awarded on a scale from 0 to 6 (see rule 6911). The first mark shall be for technical elements (formerly “required elements”) and the second mark shall be for program components (formerly “presentation”).

A. For the marking of the technical elements, see rule 6921 (D)(3). In addition, the judges must consider the difficulty of the elements and transitions, and speed.

B. For the marking of the program components, see rule 6923.

C. Every failure in the technical elements must be reflected only in the first mark, according to the importance of the element failed or omitted and the gravity of the mistake itself, since there is no direct relationship between the first and second marks. However, marks must be deducted for failures in the second mark if the harmonious and artistic aspects of the program are involved.

D. The execution of a non-prescribed element in place of a prescribed element must be considered as an omission; an additional deduction of 0.2 for an extra element should be taken in the mark for technical elements.

E. When movements which are not allowed are included, deductions must be made both for technical elements and program components. The penalty to be applied should be 0.1 in each mark for each forbidden element performed.

F. An element is omitted when it is not tried; the jump combination is omitted when neither one of the two jumps is attempted.

1. Any element commenced after the permissible time allowance will be considered as omitted in the marking. In the event an element is commenced before but completed after the allowable time duration, appropriate deductions must be made for exceeding the maximum time permitted, but the element is to be judged as skated. The referee must advise the judges of any element begun after the time limit, and also of any program that exceeds the permissible time limit.

G. A whistle shall be blown by the referee when the allowable time has elapsed, and the judges shall cease judging the performance. If a competitor fails to finish the short program within the time limit, there should be a 0.1 deduction in the marks for technical elements and program components for up to every 10 seconds in excess.

H. In each of the required spins with less than the required number of revolutions, a deduction of 0.1 must be made in the mark for technical elements.

I. Deductions must be made according to the following scale of values:

Elements	Failures	Omissions
Jump combination, solo jumps, spins, flying spins and spin combinations	0.1 to 0.4	0.5
Step sequences and spiral sequences	0.1 to 0.3	0.4
Extra or repeated elements	0.2	-

J. See also rules 1401 and 1402.

6914 Marking of Singles Free Skate – 6.0 System

In the singles free skate, for those events that are judged under the 6.0 system, two marks shall be awarded on a scale from 0 to 6 (see rule 6911). The first mark shall be for technical elements (formerly “technical merit”) and the second mark shall be for program components (formerly “presentation”).

- A. In the marking of technical elements, see rule 6921 (D)(3). In addition, the following must be considered:
 - 1. Difficulty of the performance (with no credit given for portions thereof which are missed);
 - 2. Variety;
 - 3. Cleanness and sureness;
 - 4. Speed.
- B. For the marking of the program components, see rule 6923.
- C. Where free skating moves are repeated (i.e. jumps, spins, step sequences), the full value of the move repeated must not be awarded by the judges in the mark for technical elements. The foregoing shall not, however, apply to combinations.
- D. All the elements of a free skate (the jumps, spins, step sequences and particularly the glide, footwork and the difficulty and variety of the steps) must be taken into consideration in the mark for technical elements and be rewarded according to their relative merit as to difficulty:
 - 1. No individual element can be given predominant importance, and the program must be considered as a whole.
 - 2. Excessive values must not be assigned to triple or quadruple jumps especially when of poor quality. In addition, no extra credit should be given for a poorly executed triple or quadruple jump when compared with a well-executed double jump.
 - 3. The spins must have the required minimum number of revolutions, the lack of which must be reflected by the judges in their marks.
- E. A program is not considered well-balanced when it contains an extra number or less than the required minimum number of an element, or when it lacks connecting steps between the elements. When a program is not well-balanced, the deduction should be 0.2 from the mark for technical elements for each extra or lacking element.
- F. Any element started after the permissible time must not be marked and will have no value.
- G. A whistle shall be blown by the referee when the allowable time has elapsed, and the judges shall cease judging the performance. If the skater fails to finish a free skate within the allowed range of time, there should be a 0.1 deduction in both marks for up to every 10 seconds lacking or in excess of the prescribed range.

6920 Marking of Singles – IJS

6921 Total Element Score – Singles – IJS

- A. *Scale of Values*: The scale of values of the elements of singles skating is published and updated on the Members Only site. This scale of values contains base values of all the elements and adjustments for the quality of their execution.
- B. *Base Values*: Base values of elements are measured in points and increase with the increasing difficulty of the elements. An element’s difficulty depends:
 - 1. For jumps: On the names of the jumps listed in the order of their difficulty (toe loop, Salchow, loop, flip, Lutz and Axel) and the number of revolutions;
 - 2. For other elements: On their levels of difficulty.
- C. *Levels of Difficulty of Elements*: The technical panel will determine the name and level of difficulty (when necessary) of elements. Spins and step sequences (except choreographic step sequences and choreographic sequences) are divided depending on their difficulty into five levels according to the number of features achieved: Basic Level (B) in case of no features, Level 1 in case of one feature, Level 2 in case of two features, Level 3 in case of three features and Level 4 in case of four features. The descriptions of characteristics that give an element a certain level of difficulty are published on the Members Only site.
- D. *Grade of Execution (GOE)*:
 - 1. Each judge will mark the quality of execution of every element depending on the positive and/or negative features of the execution and errors.
 - 2. The GOE is marked from +5, +4, +3, +2, +1, 0 (base value), -1, -2, -3, -4, -5.
 - 3. The guidelines for marking grades of execution are published on the Members Only site.
- E. In the short program, if an unprescribed or additional element (performed) substitutes a required element (not performed), the respective box will be blocked, and this performed element will be considered as not according to requirements. Unlisted or additional elements such as jumps, spins, steps or repetitions, even of failed elements, are not marked and consequently do not block a “box” (spot) of another type of element.

6922 Illegal Elements/Movements

Every illegal element/movement performed in the program will be penalized by a deduction (see rule 1071 (C)) If an illegal element/movement is performed during the execution of any element, the deduction for an illegal element/movement will apply, and the element will be called Basic Level if the requirements for at least Basic Level are fulfilled. See rule 6106 for a list of illegal elements/movements.

6923 Program Component Score – Singles – IJS

In addition to the total element score, the skater's whole performance is evaluated by program components.

- A. For juvenile and below (IJS events) girls and boys and adult bronze and below (IJS events) ladies and men, these three components will be: (1) Skating Skills; (2) Performance; and (3) Interpretation of the Music.
- B. For intermediate and adult silver (IJS events) ladies and men, these four components will be: (1) Skating Skills; (2) Performance; (3) Composition; and (4) Interpretation of the Music.
- C. For novice, junior, senior, and adult gold and higher ladies and men, these five components will be: (1) Skating Skills; (2) Transitions; (3) Performance; (4) Composition; and (5) Interpretation of the Music.
- D. Definitions and criteria for analyzing the program components
 1. Skating Skills: Defined by overall cleanness and sureness, edge control and flow over the ice surface demonstrated by a command of the skating vocabulary (edges, steps, turns, etc.), the clarity of technique and the use of effortless power to accelerate and vary speed. In evaluating the Skating Skills, the following must be considered:
 - a. Use of deep edges, steps and turns;
 - b. Balance, rhythmic knee action and precision of foot placement;
 - c. Flow and glide;
 - d. Varied use of power, speed and acceleration;
 - e. Use of multi directional skating;
 - f. Use of one-foot skating.
 2. Transitions: The varied and purposeful use of intricate footwork, positions and movements that link all elements. In evaluating the Transitions, the following must be considered:
 - a. Continuity of movements from one element to another;
 - b. Variety;
 - c. Difficulty;
 - d. Quality.
 3. Performance: Involvement of the skater physically, emotionally and intellectually as they deliver the intent of the music and composition. In evaluating the Performance, the following must be considered:
 - a. Physical, emotional and intellectual involvement;
 - b. Projection;
 - c. Carriage and clarity of movement;
 - d. Variety and contrast of movements and energy;
 - e. Individuality / personality.
 4. Composition: An intentionally developed and/or original arrangement of all types of movements according to the principles of musical phrase, space, pattern and structure. In evaluating the Composition, the following must be considered:
 - a. Purpose (idea, concept, vision, mood);
 - b. Pattern / ice coverage;
 - c. Multidimensional use of space and design of movements;
 - d. Phrase and form (movements and parts structured to match the musical phrase);
 - e. Originality of the composition.
 5. Interpretation of the Music: The personal, creative and genuine translation of the rhythm, character and content of the music to movement on ice. In evaluating the Interpretation of the Music, the following must be considered:
 - a. Movement and steps in time to the music (timing);
 - b. Expression of the music's character/feeling and rhythm, when clearly identifiable;
 - c. Use of finesse to reflect the details and nuances of the music (Finesse is the skater's refined, artful manipulation of music details and nuances through movement. It is unique to the skater and demonstrates an inner feeling for the music and the composition. Nuances are the personal ways of bringing subtle variations to the intensity, tempo and dynamics of the music made by the composer and/or musicians.)

E. Marks for Program Components

1. Program components are marked on a scale of 0.25 to 10.00 in increments of 0.25, with a separate mark given for each program component, of which:

0.25-0.75 =	Extremely poor	5.00-5.75 =	Average
1.00-1.75 =	Very poor	6.00-6.75 =	Above average
2.00-2.75 =	Poor	7.00-7.75 =	Good
3.00-3.75 =	Weak	8.00-8.75 =	Very good
4.00-4.75 =	Fair	9.00-9.75 =	Excellent
		10.00 =	Outstanding

2. Increments are used for evaluation of performances containing some features of one degree and some of the next degree.
3. Guidelines for judging are published and updated on the Members Only site.

6924 Deductions are taken by the event referee and judges (where applicable) for certain violations of the rules as set forth in rule 1071.

List of Jumps

Definitions:

- Half revolution jump – any jump of one-half (180 degrees) revolution in the air
- Single jump – any jump of one or more, but less than two, revolutions in the air
- Double jump – any jump of two or more, but less than three, revolutions in the air
- Triple jump – any jump of three or more, but less than four, revolutions in the air
- Quadruple jump – any jump of four or more, but less than five, revolutions in the air

Comment:

f – forward T – rotation as in a three-turn (natural rotation)
b – backward C – rotation as in a counter (counter rotation)
o – outside ! – toe push
i – inside ^ – split position in air

Listed Jumps: Jumps that are in the ISU scale of values (defined by the take off, not the landing foot)

Description	Name	Code
bo! 1 Tbo	Single Toe Loop	1T
bo! 2 Tbo	Double Toe Loop	2T
bo! 3 Tbo	Triple Toe Loop	3T
bo! 4 Tbo	Quadruple Toe Loop	4T
bi! 1 Cbo	Single Toe Walley	1T
bi! 2 Cbo	Double Toe Walley	2T
bi! 3 Cbo	Triple Toe Walley	3T
bi! 4 Cbo	Quadruple Toe Walley	4T
bi 1 Tbo	Single Salchow	1S
bi 2 Tbo	Double Salchow	2S
bi 3 Tbo	Triple Salchow	3S
bi 4 Tbo	Quadruple Salchow	4S
bo 1 Tbo	Single Loop (Rittberger)	1Lo
bo 2 Tbo	Double Loop	2Lo
bo 3 Tbo	Triple Loop	3Lo
bo 4 Tbo	Quadruple Loop	4Lo
bi! 1 Tbo	Single Flip	1F
bi! 2 Tbo	Double Flip	2F
bi! 3 Tbo	Triple Flip	3F
bi! 4 Tbo	Quadruple Flip	4F
bi! 1 ^ Tbo	Split Single Flip	1F
bo! 1 Cbo	Single Lutz	1Lz
bo! 2 Cbo	Double Lutz	2Lz
bo! 3 Cbo	Triple Lutz	3Lz
bo! 4 Cbo	Quadruple Lutz	4Lz
bo! 1 ^ Cbo	Split Single Lutz	1Lz
bo! 2 ^ Cbo	Split Double Lutz	2Lz
fo 1 ½ Tbo	Single Axel	1A
fo 2 ½ Tbo	Double Axel	2A
fo 3 ½ Tbo	Triple Axel	3A
fo 4 ½ Tbo	Quadruple Axel	4A
fo 1 ½ Tbi	Single One-Foot Axel	1A
fo 2 ½ Tbi	Double One-Foot Axel	2A

Non-listed Jumps: Jumps not in the ISU scale of values, do not have a point value and do not count as jump elements when performed on their own.

Description	Name	Code
bo 1 Tbi	Half-Loop (Euler)*	-
bi! ½ T!fi	Half Flip (Half Toe Salchow)**	-
bi! ½ ^ T!fi	Split	-
bo! ½ C!fi	Half Lutz**	-
fo ½ Tbo	Waltz Jump (Three Jump)***	-
fi 1 ½ Tbo	Inside Axel	-
fi 2 ½ Tbo	Double Inside Axel	-
bi 1 Cbo	Walley	-

*An Euler (half-loop) becomes a listed jump with the value indicated in the scale of values (IJS) when used in combinations, in between two listed jumps, for all levels.

**Half flip and half Lutz count as jump elements in the pre-preliminary free skate test but not in the preliminary well-balanced free skate competition event. Half flip and half Lutz count as jump elements in the adult pre-bronze free skate test and also in the adult pre-bronze well-balanced free skate competition event.

***A waltz jump counts as a jump element and meets the requirement for an Axel-type jump element for no test, pre-preliminary, preliminary and all adult singles well-balanced free skate competition events. For allowable jumps in the corresponding free skate tests, please review the individual test requirements in rules 6471 (preliminary), 6481 (pre-preliminary), 6531 (adult gold), 6541 (adult silver), 6551 (adult bronze) and 6561 (adult pre-bronze).

Notes

Technical Requirements – Pairs

7000 Pairs Rules

U.S. Figure Skating reserves the right to incorporate revisions made by the ISU for junior and senior events. The revisions or clarifications made to the international judging system by the ISU may be adopted by U.S. Figure Skating at its discretion at any time after the revision or clarification is issued. For novice events, revisions or clarifications will be posted as Technical Notifications on the Members Only site, and when applicable, published in the next U.S. Figure Skating rulebook.

7001 Use of IJS

Competitions and categories that are required to use the international judging system (IJS) are listed in rule 1041.

7010 Conduct of Pair Events

7020 Pair Definition

Pair skating is the skating of two persons in unison who perform their movements in such harmony with each other as to give the impression of genuine pair skating as contrasted with independent single skating. Attention should be paid to the selection of an appropriate partner.

A. In pair skating competitions, only pairs of the same composition (lady and man, two ladies or two men) may compete against each other.

7030 Clothing and Equipment – Pairs

7031 The clothing of the competitors must be modest, dignified and appropriate for athletic competitions and tests, not garish or theatrical in design. Clothing may, however, reflect the character of the music chosen.

A. The skating clothing worn in actual competition may not bear any form of advertising. However, warm-up suits may bear the name of a sponsor when a team is on the ice. The sponsor's name must not exceed 4.65 square inches (30 square centimeters).

7032 Clothing must not give the effect of excessive nudity inappropriate for the discipline. Accessories and props are not permitted.

7033 Men must wear full-length trousers.

7034 Any ornamentation attached to the clothing must be firmly fastened so as not to fall off while skating under normal competitive conditions.

7035 *Skate blades:* Figure skating blades used during competitions and tests (or hockey skate blades used during moves in the field tests or moves in the field events at competitions) must be sharpened to produce a flat to concave cross section without change to the width of the blade as measured between the two edges. However, a slight tapering or narrowing of the cross section of the blade is permitted.

7040 Music – Pairs

The program shall be skated in harmony with the music chosen by the competitors. For pairs short program and free skate, vocal music with lyrics is permitted.

7050 Duration of Skating – Pairs

Timing starts from the moment either partner begins to move or skate. Timing stops when both skaters come to a complete stop at the end of the program.

7051 Permissible Time Allowance – Novice Short Program and All Adult Events

The duration of novice short programs and adult free skates must not exceed the maximum time allowed, but may be less, provided that all technical elements are included. Any element started after the permissible time will be considered in the marking as omitted. See rules 7913 and 1071 (C) for deductions for programs that exceed the time limit using the 6.0 system and the IJS respectively.

7052 Permissible Time Allowance – Junior and Senior Short Programs and Juvenile through Senior Free Skates

Teams are allowed to finish junior and senior short programs, and all free skates (except for adult events) within 10 seconds plus or minus the required time.

A. Any element started after the permissible time must not be marked and will have no value.

B. Should the program be 30 or more seconds short of the prescribed range, no marks will be awarded.

See rules 7914 and 1071 (C) for deductions for programs that do not finish within the range of time allowed using the 6.0 system and the IJS respectively.

7060 Composition of Pair Events

7061 Senior, junior and novice pair events will consist of a short program and a free skate, which will be skated and judged as provided in rules 7410, 7420 and 7430 respectively. If a qualifying round is necessary at qualifying competitions, only the free skate will be skated in the qualifying round. The championship round will consist of a short program and a free skate. The short program must precede the free skate except in qualifying rounds.

7062 Intermediate and juvenile pair events will consist of a free skate only, which will be skated and judged in accordance with rules 7440 and 7450.

7063 For the adult championships, all pair events shall consist of free skate only.

7070 Segment Descriptions

7080 Short Program Description

- A. The short program for senior, junior and novice pairs will consist of seven technical elements with connecting steps.
- B. The sequence of the elements is optional.
- C. The short program is skated to music of the pair's choice for the specified period of time.

7090 Pair Free Skate Description

- 7091** The pair free skate consists of a well-balanced program composed and skated to music of the pair's choice for a specified period of time. A good program contains moves of single skating executed simultaneously, either symmetrically (mirror skating) or in parallel (shadow skating), and especially typical pair skating moves such as pair spins, spirals, lifts, partner assisted jumps, etc., linked harmoniously by steps and other movements.
- 7092** All elements are to be linked together by connecting steps of a different nature and by other comparable free skating movements, together with a variety of positions and holds, while fully utilizing the entire ice surface.
- A. Special attention must be given to choreography, unison, expression, interpretation of the music and intricate footwork with a variety of partner positions utilizing dance holds.
 - B. Both partners need not always perform the same movements; they may separate from time to time, but they must give an impression of unison and harmony of composition, of program and of execution of the skating. Movements performed entirely on two feet must be kept to a minimum.
 - C. Harmonious steps and connecting movements, in time to the music, should be maintained throughout the program.

7100 Pairs Definitions, General Criteria and Basic Requirements

- 7101 Death spirals:** In the final position while the lady is performing the actual death spiral, both the man and the lady must execute the required revolution with the knees of the man clearly bent and in full pivot position (this is when the lower part of his buttocks is not higher than the upper part of the knee of the pivot foot). The lady must simultaneously skate on a clean edge with her body and head close to the ice surface; however she must not touch the ice with her head or assist herself with the free hand or any part of the body. The lady's body weight is supported by the force of the spiraling edge and the hold of the man. The man must be in a centered position with a fully extended arm. One skate of the lady must remain on the ice throughout the death spiral.

- A. **Death spiral backward outside:** Both partners are skating on a backward outside edge. The man performs a pivot and holds the hand of the lady with the same arm as his skating foot fully extended. The lady is leaning backward to the ice, and her arm is fully extended as she circles around the man in this position. Any variation of the man's position, skating direction or edge is allowed as long as he keeps the pivot position as described and the lady circles around him on an outside edge.
- B. **Death spiral forward inside:** The man is skating on a backward outside edge, and the lady is skating on a forward inside edge. The man performs a pivot and holds the hand of the lady with the same arm as his skating foot fully extended. The lady is leaning sideways to the ice, and her arm is also fully extended as she circles around the man in this position. Any variation of the man's position, skating direction or edge is allowed as long as he keeps the pivot position as described and the lady circles around him on an inside edge.
- C. **Death spiral backward inside:** The same as for death spiral backward outside, but the lady circles around the man on a firm backward inside edge leaning to the ice.
- D. **Death spiral forward outside:** The same as for the death spiral forward inside except that the lady circles around the man on a firm forward outside edge.
- E. **Pivot figure:** In the pivot figure, the man performs a pivot while the lady circles around him on one foot in a spiral, attitude or similar position. The pivot figure is not eligible for features in IJS events.

- 7102 Lifts:** For the purposes of these rules, a lift means a complete lift, including full extension of the lifting arm(s), if required for the type of lift concerned. Small lifts, which may be either ascending and descending or rotational in character, in which the man does not raise his hands higher than the shoulder level, as well as movements which may include holding of the lady by the legs are also permitted. Small lifts shall not be counted in the number of required lifts in the well-balanced program.

- A. Pair lifts are classified as follows:
 - 1. Group 1 – armpit hold position (see the List of Pair Lifts for variations of holds)
 - 2. Group 2 – waist hold position
 - 3. Group 3 – hand to hip or upper part of the leg (above the knee) position
 - 4. Group 4 – hand to hand position (press lift type)
 - 5. Group 5 – hand to hand position (lasso lift type)

A lift's group is determined by the hold at the moment the lady passes the man's shoulder. In Groups 3–5, full extension of the lifting arm(s) is mandatory. To see a full description of each group of lifts, see the List of Pair Lifts at the end of the Technical Requirements – Pairs section of the rulebook.

- B. For the evaluation of the technical panel, the lift concludes when the man's arm(s) begins to bend after full extension and, consequently, the lady begins to descend. Judges evaluate the entire lift from take-off to landing.

- C. Each lift must have the minimum number of revolutions required for the level and a maximum of 3½ revolutions of the man. There are no minimum revolutions required by the lady. These allowed revolutions of the man are counted from the moment the lady leaves the ice until the man's arm(s) begin to bend after full extension and, consequently, the lady begins to descend. If, during the lady's take off, the man is in a spread-eagle or some other sideways position, the revolutions of the man will be determined by the position of his front foot at the moment the lady leaves the ice.
- D. For all pair skating lifts, the partners may give each other assistance only through hand-to-hand, hand-to-arm, hand-to-body and hand-to-upper part of leg (above the knee) grips. A change of hold means going from one of these grips to another or from one hand to another in a one-hand hold. Changes of hold are permitted, unless specifically stated otherwise for the level of the skaters.
- E. Lady's positions are classified as follows:
 1. Upright (lady's upper body vertical);
 2. Star (lady's position sideways with upper body parallel to the ice); and
 3. Platter (lady's position flat, facing up or down with upper body parallel to the ice).

A change of position means going from one of these positions to another (one full revolution in each position). Changes of the lady's position during the lift are permitted unless specifically stated otherwise for the pair level of the skaters.
- E. **Carry lift:** A carry lift consists of the simple carrying of one partner without rotation; only one-half a revolution of the man is allowed on the take-off and/or the exit. All holds in the carry lift are unrestricted. The carrying of one partner by the other on the back, shoulders or knees is allowed in these lifts. Carry lifts shall not be counted in the number of overhead lifts. These lifts will be considered in transitions. They do not have a value and are not limited in number in junior and senior. However, teams below the junior level and at all adult levels are not allowed to perform any carry lifts.
- F. **Carry feature:** A carry in a lift element. The lift must have a legal hold and must rotate according to the rules (the man must rotate at least one and no more than 3½ revolutions in total). One of the allowed overhead lifts in the junior and senior free skate may contain a carry, but no more. A carry feature may happen before the man rotates, in the middle of his rotation or at the end of his rotation. While the carry feature may occur at any point in the lift, to receive consideration for enhanced difficulty, the carry portion of the lift should occur once the lift has reached full extension.

7103 Solo jumps, jump combinations and jump sequences: See subparagraphs (A), (B) and (C) for definitions. In the case of an unequal number of revolutions of the partners in a jump performed as a solo jump or part of a combination or a sequence, the jump with the lesser amount of revolutions executed by the partners will be the jump that counts.

- A. **Solo jumps:** A jump performed by itself (e.g. not as a jump combination or sequence).
- B. **Jump combination:** In a jump combination, the landing foot of a jump is the take-off foot of the next jump. Up to two three-turns on one foot between the jumps without touching the ice with the free foot (or even with a touch, but no weight transfer) keeps the element in the frame of this definition allowing it still to be considered a combination (but with an error). A jump combination may consist of the same or different jumps.
 1. An Euler (half-loop) becomes a listed jump with the value indicated in the scale of values (IJS) when used in combinations between two listed jumps. This applies to all levels.
 2. If the first jump of a two-jump combination fails to succeed and turns into a non-listed jump, the unit will still be considered as a jump combination.
- C. **Jump sequence:** A jump sequence consists of two jumps of any number of revolutions, beginning with any listed jump, immediately followed by an Axel-type jump, with a direct step from the landing curve of the first jump to the take-off curve of the Axel jump. A jump sequence consisting of only one listed jump together with other non-listed jumps is not considered a jump sequence, but will count as a solo jump.
- D. **Non-listed jump:** See rule 1071 (A)(1)(d) and the List of Jumps at the end of the Technical Requirements – Singles section of the rulebook.

7104 Spins: A spin must have the minimum number of revolutions; however, a spin with less than three revolutions is considered a skating movement and not a spin. For any spin with a change of foot, the change may be executed in the form of a step over or a jump and must be preceded and followed by a spin position with at least three revolutions. The minimum number of required revolutions must be counted from the entry of the spin until its exit (except the final wind-up in spins in one position and flying spins). The minimum number of revolutions required in a position is two, if this requirement is not fulfilled, the position is not counted. Solo spins and spin combinations may be commenced with jumps (unless otherwise stated for a specific level).

- A. There are three basic spin positions:
 1. **Camel:** Free leg backwards with the knee higher than the hip level; however, layback, Biellmann and similar variations are still considered as upright spins;
 2. **Sit:** The upper part of the skating leg at least parallel to the ice;
 3. **Upright:** Any position with the skating leg extended or slightly bent which is not a camel position.
 - a. **Layback spin:** An upright spin in which head and shoulders are leaning backward with the back arched. The position of the free leg is optional.
 - b. **Sideways leaning spin:** An upright spin in which head and shoulders are leaning sideways and the upper body is arched. The position of the free leg is optional.

All spin positions not according to the above definitions are considered non-basic positions.

- B. If one or both skaters fall when entering a spin, a spin or spinning movement is allowed immediately after this fall for the purpose of filling time. This additional spin/spinning movement will not be counted as an element.

C. **Solo spins**

1. **Solo spin combination:** Must have a minimum of two different basic positions with two revolutions in each of these positions by both partners anywhere within the spin. To receive full value in the scale of values in IJS events, a spin combination must include all three basic positions by both partners. A change of foot and a change of position may be made either at the same time or separately.
 - a. If the spinning centers before and after a change of foot are too far apart, and the criteria for two spins are fulfilled, only the part before the change of foot will be counted and considered for level features (in IJS).
 - b. The number of revolutions in a non-basic position is counted in the total number of revolutions, but going to one of these positions is not considered as a change of position, which can only be from one basic position to another basic position (in IJS).
2. **Spin in one position:** May change feet (if allowed), but may not change position. Non-basic positions are allowed and counted in the total number of revolutions but, in IJS events, are not eligible for features to increase the level.
 - a. The concluding upright position at the end of the spin (final wind-up) is not considered to be another position, regardless of the number of revolutions, as long as no additional feature (change of edge, variation of position, etc.) is attempted in the final wind-up. Variations of positions of the head, arms or free leg, as well fluctuations of speed are permitted.
3. **Flying spin:** A spin with a flying entrance, no change of foot and no change of positions. Non-basic positions are allowed and counted in the total number of revolutions but, in IJS events, are not eligible for features to increase the level.
 - a. The concluding upright position at the end of the spin (final wind-up) is not considered to be another position, regardless of the number of revolutions, as long as no additional feature (change of edge, variation of position, etc.) is attempted in the final wind-up. Variations of positions of the head, arms or free leg, as well fluctuations of speed are permitted.
 - b. A spin that begins with a jump and also changes feet and/or position is considered a spin with a flying entry, not a flying spin.
 - c. When a spin is commenced with a jump, no rotation is permitted on the ice before the take-off.

- D. **Pair spin and pair spin combination:** The pair spin combination must include at least one change of foot and one change of position by both partners, and a minimum of two different basic positions with two revolutions in each of these positions by both partners anywhere within the spin. The change of foot and the change of position may be made either at the same time or separately. The rotation must be continuous, and no stop is permitted. Any position must be executed for at least two full revolutions to be counted. The change of foot in the spin combination must be preceded and followed by any spin position with at least three revolutions. If there is no change of foot or no change of position by both partners, the element will be called a pair spin if a pair spin is an allowable element, or the element will have no value.

7105 Spiral: A position with one blade on the ice and free leg (including knee and foot) higher than the hip level. Spiral positions are classified according to the skating leg (right, left), edge (outside, inside), direction of skating (forward, backward) or position of the free leg (backward, forward, sideways).

- A. **Spiral sequence:** Consists primarily of spirals. There must be at least two spiral positions by each partner held not less than three seconds each, or at least one spiral position by each partner held not less than six seconds.

7106 Step sequences: A series of unprescribed steps, turns and/or movements. All step sequences should be executed according to the character of the music. Step sequences should be executed together or close together. Short stops in accordance with the music are permitted. Non-listed jumps and retrogression may also be included. Credit will be given to a pair which changes places and holds or uses difficult skating moves together during a step sequence. Turns and steps should be balanced in their distribution throughout the sequence. Turns are three-turns, twizzles, brackets, loops, counters and rockers. Steps are toe steps, chassés, mohawks, choctaws, changes of edge and cross rolls. Pattern must be visible and identifiable and should be performed by using almost the full ice surface (e.g. straight line, serpentine, circle, oval or similar shape).

- A. **Choreographic step sequence:** Must fit the definition of a step sequence and be visible and identifiable; and it should be performed by using almost the full ice surface (e.g. straight line, serpentine, circle, oval or similar shape). In IJS events, if it meets these requirements, it will be awarded a fixed base value and will only be evaluated by judges in GOE.

- B. **Choreographic sequence:** Consists of any kind of movements like steps, turns, spirals, arabesques, spread eagles, Ina Bauers, hydroblading, any jumps with a maximum of two revolutions, spins, small lifts, etc. Listed elements included in the choreographic sequence will not be called and will not occupy a box. The pattern is not restricted, but the sequence must be clearly visible. The sequence commences with the first skating movement and is concluded with the preparation to the next element (if the choreographic sequence is not the last element of the program). If this requirement is not fulfilled, the sequence will have no value. In IJS events, if the choreographic sequence meets these requirements, it will be awarded a fixed base value and will be evaluated by the judges in GOE.

7107 Throw jumps: Throw jumps are partner assisted jumps in which the lady is thrown into the air by the man on the take-off and lands on a backward outside edge without assistance from her partner.

7108 Twist lifts: In the twist lift, the man places both hands on the lady's waist, and she places both hands on his wrists. As the man lifts, the lady executes a Lutz or flip toe pick take off (twist lifts may also have an Axel or toe loop take off by the lady at some levels in the free skate, but those are less common). At the top of the twist lift, the lady completes a twist, rotating freely in the air. While the lady is rotating, the man turns a half turn to catch the lady at the waist for an assisted landing. The lady's rotation may be preceded by a split and may include multiple revolutions.

A. The lady must be caught in the air at the waist by the man prior to landing and must be assisted to a smooth landing on the ice on a backward outside edge on one foot.

7109 Illegal elements/movements

The following are illegal elements/movements:

- A. Somersault-type jumps;
- B. Lifts with wrong holds.

7200 Pair Test Requirements

See rules 7412-7551 later in this section for the free skate test elements.

7210 Classification of Pair Tests

7211 The standard pair tests are divided into six classes:

Standard Pair Test	Prerequisite
Standard juvenile pair	Standard juvenile moves in the field test
Standard intermediate pair	Standard intermediate moves in the field test or adult intermediate moves in the field test (adult 21+ or adult 50+ passing average)
Standard novice pair	Standard novice moves in the field test or adult novice moves in the field test (adult 21+ or adult 50+ passing average)
Standard junior pair	Standard junior moves in the field test or adult junior moves in the field test (adult 21+ or adult 50+ passing average)
Standard senior pair	Standard senior moves in the field test or adult senior moves in the field test (adult 21+ or adult 50+ passing average)

Any pair test may be taken only after the candidate has completed the required moves in the field test as listed in the prerequisite column above. No pair test is a prerequisite to any moves in the field test.

7212 The adult pair tests are divided into three classes:

Adult Pair Test	Prerequisite
Adult bronze pair	Standard preliminary moves in the field test or adult bronze moves in the field test (adult 21+ or adult 50+ passing average)
Adult silver pair	Standard pre-juvenile moves in the field test or adult silver moves in the field test (adult 21+ or adult 50+ passing average)
Adult gold pair	Standard juvenile moves in the field test or adult gold moves in the field test (adult 21+ or adult 50+ passing average)

A. Any adult pair test may be taken only after the candidate has completed the required moves in the field test as listed in the prerequisite column above. No pair test is a prerequisite to any moves in the field test.

B. To qualify for any adult pair test, the candidate must be 21 years of age or older.

7220 General Requirements for Pair Tests

7221 Each pair must consist of a lady and a man.

7222 Partners for all pair tests may be selected without regard to pair test accomplishments or eligibility status; however, in order to partner pair tests during a sanctioned U.S. Figure Skating test session, one:

- A. Must be a registered member in good standing of U.S. Figure Skating;
- B. If 18 years of age or older and partnering a minor:
 1. Must submit the proper payment through the Members Only site, submit information for and successfully pass a U.S. Figure Skating background check; and
 2. Must complete the SafeSport™ Training course.

7223 For pair tests, music is chosen by the candidate. Vocal music with lyrics is permitted.

7224 For pair tests, the entire ice surface must be available.

7225 In the event of a substantive change to any required pairs well-balanced free skate requirement(s) by the ISU or U.S. Figure Skating, the chair of the Pairs Development and Technical Committee will revise the affected pair test(s) to include such change(s) as soon as practical. The chair will notify the chairs of the Judges, Rules and Tests Committees, and U.S. Figure Skating will post the change on the Members Only site, notify club test chairs and ensure test forms are modified accordingly.

7230 Marking of Pair Tests

7231 Marks will be awarded on a scale ranging from -3 to +3, in whole number increments, with "0" equal to passing average for test level expectation. Three marks must be awarded for pair tests. The first mark is for "elements," the second mark is for "skating," and the third mark is for "program."

- 7232** The following must be observed during the skating of pair tests:
- A. Elements: see rules 7100-7108
 - B. Skating: see rule 7923 (E)(1)
 - C. Program: see rule 7923 (E)(2)-(E)(5)
- 7233 Mandatory Deductions:**
- A. If the pair fails to finish a pair test program within the time duration allowed under rules 7412-7551, a penalty of one point (-1) is deducted from the total for up to every 10 seconds lacking or in excess. (See rule 4513.)
 - B. Illegal elements/movements: (see rule 7109), a penalty of one point (-1) is deducted from the total for each occurrence.
- 7234** For all pair tests, the following information is listed:
- A. Pass total: The total points which must be obtained for the test from an individual judge in order to obtain a “pass” from that judge.
 - B. Honors total: The total points which must be obtained for the test from an individual judge in order to obtain a “pass with honors” from that judge.
 - C. Distinction total: The total points which must be obtained for the test from an individual judge in order to obtain a “pass with distinction” from that judge.
- 7235** In order to pass a pair test, the candidate(s) must have received a “pass total” or a “pass” for the entire test from a majority of the judges. In the case where there is no majority test result among the panel, the second highest result among the panel is awarded (i.e. if results are “pass,” “pass with honors,” and “pass with distinction,” the candidate(s) is (are) awarded “pass with honors”).
- 7236** The pair will be judged and will “pass,” “pass with honors,” “pass with distinction,” or be marked “retry” as a pair. A partner in such tests who has previously received a “pass,” “pass with honors,” or “pass with distinction” will not be affected if a subsequent attempt of the same test with a different partner is marked with a different result.
- 7237 Reskating Any Element of a Pair Test:**
- A. At the completion of any test and before any other test is conducted, the judge-in-charge must ask the other two judges individually if they wish to see any element reskated before the judges turn in their judging sheets. Should the judges wish a reskate, they must indicate to the judge-in-charge what they wish to be reskated. This will be done privately without conference. If a majority of the panel requests a reskate, the judge-in-charge will direct the pair to reskate the agreed-upon element(s). If the judges do not agree on which element(s) to reskate, the judge-in-charge will decide. A brief rest and warm-up is permitted before the reskate is performed.
 - B. A reskate may only be requested if warranted in order to mark a test as “pass”, not as “pass with honors” or “pass with distinction.”
 - C. After a pair test, two different elements may be reskated, if necessary.
 - D. Upon a request for a reskate, the pair may choose to complete any element that fulfills the stated requirement.
 - E. A pair that omitted a required element or substituted for a required element in the test may use one of their reskates to fulfill the stated requirement.
- 7300 Test Expectations, Pass Totals and Judging Panels for Standard Pair Tests**
- 7301 Juvenile Pair Test**
- Test expectations:** The juvenile pair test must consist of a program with a variety of moves and connecting steps skated to the music. The pair must utilize the ice surface with some degree of unison in good form while demonstrating the fundamentals of pair skating. See rule 7451 for element requirements and program duration.
- Pass total:** 0 to 3 points
- Honors total:** 4 to 6 points
- Distinction total:** 7 to 9 points
- Judging panel required:** Three chosen from bronze or higher rank singles test judges who are certified to judge pair tests, or regional or higher rank singles/pairs competition judges.
- 7302 Intermediate Pair Test**
- Test expectations:** The intermediate pair test must consist of a program skated rhythmically and in harmony with the music. The pair must show a moderate degree of pair unison, with good form and flow, while fully utilizing the ice surface. It is also expected that the pair will demonstrate some of the more advanced fundamentals of pair skating including intermediate-based moves in the field in mirror and/or shadow skating. See rule 7441 for element requirements and program duration.
- Pass total:** 0 to 3 points
- Honors total:** 4 to 6 points
- Distinction total:** 7 to 9 points
- Judging panel required:** Three chosen from silver or higher rank singles test judges who are certified to judge pair tests, or regional or higher rank singles/pairs competition judges.

7303 Novice Pair Test

Test expectations: The novice pair test must consist of a program with connecting moves and footwork. The pair must demonstrate basic pair unison and good form and flow. The program should utilize the full ice surface and be skated with expression in time to the music. See rule 7432 for element requirements and program duration.

Pass total: 0 to 3 points

Honors total: 4 to 6 points

Distinction total: 7 to 9 points

Judging panel required: Three chosen from silver or higher rank singles test judges who are certified to judge pair tests, or regional or higher rank singles/pairs competition judges.

7304 Junior Pair Test

Test expectations: The junior pair test must consist of a program of good, harmonious composition skated to the music with rhythm and expression. The program should have a change of pace, utilize the full ice surface and be skated in good form with very good flow. The pair must demonstrate good partner relationship and show a good degree of pair unison. See rule 7422 for element requirements and program duration.

Pass total: 0 to 3 points

Honors total: 4 to 6 points

Distinction total: 7 to 9 points

Judging panel required: Three chosen from gold singles test judges who are certified to judge pair tests, or regional or higher rank singles/pairs competition judges.

7305 Senior Pair Test

Test expectations: The senior pair must give an excellent performance. Both partners should move together in complete harmony showing a marked degree of pair unison, good form and excellent flow. The program should fully utilize the ice surface, have a change of pace and superbly express the mood and rhythm of music. Harmonious steps and connecting movements in time to the music should be maintained throughout the program. See rule 7412 for element requirements and program duration.

Pass total: 0 to 3 points

Honors total: 4 to 6 points

Distinction total: 7 to 9 points

Judging panel required: Three chosen from gold rank singles test judges who are certified to judge pair tests, or regional or higher rank singles/pairs competition judges.

7310 Test Expectations, Pass Totals and Judging Panels for Adult Pair Tests

7311 Adult Bronze Pair Test

Test expectations: The adult bronze pair test must consist of a program with a variety of moves and connecting steps skated to music, in good form with some degree of pair unison. The pair must utilize the ice surface while demonstrating the basic moves of pair skating. See rule 7551 for element requirements and program duration.

Pass total: 0 to 3 points

Honors total: 4 to 6 points

Distinction total: 7 to 9 points

Judging panel required: Three chosen from bronze or higher rank singles test judges who are certified to judge pair tests, or regional or higher rank singles/pairs competition judges, or one sectional or higher rank singles/pairs competition judge.

7312 Adult Silver Pair Test

Test expectations: The adult silver pair test must consist of a program skated rhythmically and in harmony with the music. The pair should show a moderate degree of pair unison with good form and flow, while fully utilizing the ice surface. The pair is expected to demonstrate the fundamentals of pair skating including synchronized connecting movements, mirror and/or shadow skating. See rule 7541 for element requirements and program duration.

Pass total: 0 to 3 points

Honors total: 4 to 6 points

Distinction total: 7 to 9 points

Judging panel required: Three chosen from bronze or higher rank singles test judges who are certified to judge pair tests or regional or higher rank singles/pairs competition judges.

7313 Adult Gold Pair Test

Test expectations: The adult gold pair test must consist of a program with connecting moves and footwork to be skated rhythmically and in harmony to the music. The pair should demonstrate partner relationship, unison, good flow and form. The program should utilize the full ice surface and be skated with expression in time to the music. See rule 7531 for element requirements and program duration.

Pass total: 0 to 3 points

Honors total: 4 to 6 points

Distinction total: 7 to 9 points

Judging panel required: Three chosen from bronze or higher rank singles test judges who are certified to judge pair tests or regional or higher rank singles/pairs competition judges.

7400 Pairs Competition Requirements and Pair Test Elements

7410 Senior Pairs

- A. Test qualifications as of the closing date for entries to the qualifying sectional pairs challenges. Both partners must have passed the senior moves in the field test and the senior pair test.
- B. Age requirements as of Sept. 1 prior to the qualifying sectional pairs challenges: None

7411 Elements for the Senior Pairs Short Program 2021-22

SENIOR PAIRS SHORT PROGRAM (2021-22)* 2:40 +/- 10 seconds Must contain the following seven elements in any order	
LIFT	One overhead lift <ul style="list-style-type: none">• Must be any <u>hand-to-hand</u> lift take off (Group 4)• Full extension of the lifting arm(s) is required• Minimum of one revolution by the man (no maximum)
TWIST LIFT	One twist lift (double or triple) <ul style="list-style-type: none">• Take off must be a flip or a Lutz
THROW JUMP	One throw jump (double or triple) <ul style="list-style-type: none">• Any double or triple throw jump is permitted
SOLO JUMP	One solo jump (double or triple) <ul style="list-style-type: none">• Any double or triple jump is permitted
SPIN	One solo spin combination <ul style="list-style-type: none">• Only one change of foot• Minimum of five revolutions on each foot by both partners• At least two different basic positions with at least two revolutions in each position by both partners• May be commenced with a jump
DEATH SPIRAL	One <u>backward outside</u> death spiral <ul style="list-style-type: none">• Only the prescribed death spiral is permitted• When death spiral position is attained, both partners must execute a minimum of one revolution with man in full pivot position• Lady's head must reach the level of her skating knee
STEP SEQUENCE	One step sequence <ul style="list-style-type: none">• Must be visible and identifiable and should be performed using almost the full ice surface
REMARKS	<ul style="list-style-type: none">• Unless otherwise stated, all elements must meet the general criteria and basic requirements in order to be counted (see rule section 7100).• If an unprescribed additional element (performed) substitutes a required element (not performed), the respective box will be blocked, and this performed element will be considered as not according to the requirements (no value).• Unlisted or additional elements such as jumps, spins, steps or repetitions, even of elements which have failed, are not marked and consequently do not block a "box"(spot) of another type of element.

*Note: Requirements for future seasons can be found on the Members Only site.

7412 Elements for the Senior Pairs Free Skate and Pair Test

SENIOR PAIRS WELL-BALANCED FREE SKATE & PAIR TEST 4:00 +/- 10 seconds		
PROGRAM	Competition: Must contain the following elements in any order	Test: Must contain the following elements in any order
LIFTS	Maximum of three <ul style="list-style-type: none"> • Not all from the same group • Full extension of lifting arms is required • Minimum of one revolution by the man (no maximum) • All lifts may include a carry feature, but only first attempt counts for level • Carry lifts (one-half revolution exit/entry) are permitted and are not counted in the number of overhead lifts • If two Group 5 lifts are executed, the take offs must be of a different nature (abbreviation); otherwise the second executed Group 5 lift will not be marked, but will block a lift box 	Three different lifts: <ul style="list-style-type: none"> • Not all from the same group • Two must be chosen from Groups 3-5 • If two Group 5 lifts are executed, the take offs must be of a different nature (abbreviation) • Full extension of the lifting arm(s) required • Minimum of one revolution by the man (no maximum) • All lifts may include a carry feature • Carry lifts (one-half revolution exit/entry) are permitted and are not counted in the number of overhead lifts
TWIST LIFT	Maximum of one <ul style="list-style-type: none"> • No limit to number of revolutions • Take-off may be toe loop, flip, Lutz or Axel 	One twist lift: <ul style="list-style-type: none"> • Double or more revolutions
THROW JUMPS	Maximum of two <ul style="list-style-type: none"> • Must be different 	Two different throw jumps <ul style="list-style-type: none"> • Double or more revolutions
SOLO JUMP	Maximum of one <ul style="list-style-type: none"> • No limit to the number of revolutions 	One solo jump <ul style="list-style-type: none"> • Double or more revolutions
JUMP COMBINATION/SEQUENCE	Maximum of one <ul style="list-style-type: none"> • Jump combination may consist of two or three jumps • A jump sequence is any listed jump immediately followed by an Axel-type jump. • All jumps executed with more than two revolutions (double Axel and all triple and quadruple jumps) must be of a different nature (different name); however, the jump combination or sequence can include two same such jumps • No limit to the number of revolutions 	One jump combination or jump sequence <ul style="list-style-type: none"> • Jump combination may consist of two or three jumps, at least two of which must have two or more revolutions • Jump sequence may be any jump with two or more revolutions immediately followed by a double or triple Axel • All jumps executed with more than two revolutions (double Axel and all triple and quadruple jumps) must be of a different nature (different name); however, the jump combination or sequence can include two same such jumps
PAIR SPIN COMBINATION	Maximum of one <ul style="list-style-type: none"> • Must have at least one change of foot by each partner, not necessarily at the same time, and there must be three revolutions before and after the change of foot by both partners • Must have at least one change of position by each partner • Must have at least two different basic positions by each partner • Minimum of eight revolutions total 	One pair spin combination; <ul style="list-style-type: none"> • Must have at least one change of foot by each partner, not necessarily at the same time, and there must be three revolutions before and after the change of foot by both partners • Must have at least one change of position by each partner • Must have at least two different basic positions by each partner • Minimum of eight revolutions total
DEATH SPIRAL	Maximum of one <ul style="list-style-type: none"> • Must be different from the death spiral required in the short program • When death spiral position is attained, both partners must execute a minimum of one revolution with man in full pivot position • Lady's head must reach the level of her skating knee • Variations of arm holds and pivot positions are allowed 	One death spiral <ul style="list-style-type: none"> • Minimum of one full revolution by the man in pivot position
CHOREOGRAPHIC SEQUENCE	Maximum of one <ul style="list-style-type: none"> • Must be clearly visible 	One choreographic sequence <ul style="list-style-type: none"> • Must be clearly visible
REMARKS	<ul style="list-style-type: none"> • Unless otherwise stated, all elements must meet the general criteria and basic requirements in order to be counted (see rule section 7100). • If an extra jump(s) element is executed, only the individual jump(s) which is not according to the requirements will have no value. The jumps are considered in the order of execution. 	<ul style="list-style-type: none"> • Unless otherwise stated, all elements must meet the general criteria and basic requirements in order to be counted (see rule section 7100). • Extra elements may be added without penalty. • Two different elements may be reskated, if necessary (see rule 7237)

7420 Junior Pairs

A. Test qualifications as of the closing date for entries to the qualifying sectional pairs challenges: Both partners must have passed the junior moves in the field test or higher and the junior pair test (see note).

Note: It is permissible for one or both of the partners to have passed the senior pair test and still remain eligible to compete at the junior level, provided that the partners have not competed at the senior pair level in a qualifying competition as a team.

B. Age requirements as of Sept. 1 prior to the qualifying sectional pairs challenges: None

7421 Elements for the Junior Pairs Short Program 2021-22

JUNIOR PAIRS SHORT PROGRAM (2021-22)* 2:40 +/- 10 seconds Must contain the following seven elements in any order	
LIFT	One overhead lift <ul style="list-style-type: none">• Must be any <u>hand-to-hand</u> lift take-off (Group 4)• Full extension of the lifting arm(s) is required• Minimum of one revolution by the man (no maximum)
TWIST LIFT	One twist lift (double or triple) <ul style="list-style-type: none">• Take off must be a flip or a Lutz
THROW JUMP	One throw jump <ul style="list-style-type: none">• Must be double or triple <u>Salchow</u>
SOLO JUMP	One solo jump <ul style="list-style-type: none">• Must be double <u>flip</u> or double Axel
SPIN	One solo spin combination <ul style="list-style-type: none">• Only one change of foot• Minimum of five revolutions on each foot by both partners• At least two different basic positions with at least two revolutions in each position by both partners• May be commenced with a jump
DEATH SPIRAL	One <u>backward outside</u> death spiral <ul style="list-style-type: none">• Only the prescribed death spiral is permitted• When death spiral position is attained, both partners must execute a minimum of one revolution with man in full pivot position• Lady's head must reach the level of her skating knee
STEP SEQUENCE	One step sequence <ul style="list-style-type: none">• Must be visible and identifiable and should be performed using almost the full ice surface
REMARKS	<ul style="list-style-type: none">• Unless otherwise stated, all elements must meet the general criteria and basic requirements in order to be counted (see rule section 7100).• If an unprescribed additional element (performed) substitutes a required element (not performed), the respective box will be blocked, and this performed element will be considered as not according to the requirements (no value).• Unlisted or additional elements such as jumps, spins, steps or repetitions, even of elements which have failed, are not marked and consequently do not block a "box"(spot) of another type of element.

***Note:** Requirements for future seasons can be found on the Members Only site.

7422 Elements for the Junior Pairs Free Skate and Pair Test

JUNIOR PAIRS WELL-BALANCED FREE SKATE & PAIR TEST 3:30 +/- 10 seconds		
PROGRAM	Competition: Must contain the following elements in any order	Test: Must contain the following elements in any order
LIFTS	Maximum of two <ul style="list-style-type: none"> • Not from the same group • Full extension of lifting arm(s) required • Minimum of one revolution by the man (no maximum) • Both lifts may include a carry feature, but only first attempt counts for level • Carry lifts (one-half revolution exit/entry) are permitted and are not counted in the number of overhead lifts 	Two different lifts <ul style="list-style-type: none"> • Not from the same group • One must be chosen from Groups 3-5 • Full extension of the lifting arm(s) required • Minimum of one revolution by the man (no maximum) • Both lifts may include a carry feature • Carry lifts (one-half revolution exit/entry) are permitted and are not counted in the number of overhead lifts
TWIST LIFT	Maximum of one <ul style="list-style-type: none"> • No limit to number of revolutions • Take-off may be toe loop, flip, Lutz or Axel 	One twist lift: <ul style="list-style-type: none"> • Double or more revolutions
THROW JUMPS	Maximum of two <ul style="list-style-type: none"> • Must be different 	Two different throw jumps <ul style="list-style-type: none"> • Double or more revolutions
SOLO JUMP	Maximum of one <ul style="list-style-type: none"> • No limit to the number of revolutions 	One solo jump <ul style="list-style-type: none"> • Double or more revolutions
JUMP COMBINATION/SEQUENCE	Maximum of one <ul style="list-style-type: none"> • Jump combination may consist of two or three jumps • A jump sequence is any listed jump immediately followed by an Axel-type jump. • All jumps executed with more than two revolutions (double Axel and all triple and quadruple jumps) must be of a different nature (different name); however, the jump combination or sequence can include two same such jumps • No limit to the number of revolutions 	One jump combination or jump sequence <ul style="list-style-type: none"> • Jump combination may consist of two or three jumps, at least two of which must have two or more revolutions • Jump sequence may be any jump with two or more revolutions immediately followed by a double or triple Axel • All jumps executed with more than two revolutions (double Axel and all triple and quadruple jumps) must be of a different nature (different name); however, the jump combination or sequence can include two same such jumps
PAIR SPIN COMBINATION	Maximum of one <ul style="list-style-type: none"> • Must have at least one change of foot by each partner, not necessarily at the same time, and there must be three revolutions before and after the change of foot by both partners • Must have at least one change of position by each partner • Must have at least two different basic positions by each partner • Minimum of eight revolutions total 	One pair spin combination; <ul style="list-style-type: none"> • Must have at least one change of foot by each partner, not necessarily at the same time, and there must be three revolutions before and after the change of foot by both partners • Must have at least one change of position by each partner • Must have at least two different basic positions by each partner • Minimum of eight revolutions total
DEATH SPIRAL	Maximum of one <ul style="list-style-type: none"> • When death spiral position is attained, both partners must execute a minimum of one revolution with man in full pivot position • Lady's head must reach the level of her skating knee • Variations of arm holds and pivot positions are allowed 	One death spiral <ul style="list-style-type: none"> • Minimum of one full revolution by the man in pivot position
CHOREOGRAPHIC SEQUENCE	Maximum of one <ul style="list-style-type: none"> • Must be clearly visible 	One choreographic sequence <ul style="list-style-type: none"> • Must be clearly visible
REMARKS	<ul style="list-style-type: none"> • Unless otherwise stated, all elements must meet the general criteria and basic requirements in order to be counted (see rule 7100). • If an extra jump(s) element is executed, only the individual jump(s) which is not according to the requirements will have no value. The jumps are considered in the order of execution. 	<ul style="list-style-type: none"> • Unless otherwise stated, all elements must meet the general criteria and basic requirements in order to be counted (see rule section 7100). • Extra elements may be added without penalty. • Two different elements may be reskated, if necessary (see rule 7237)

7430 Novice Pairs

A. Test qualifications as of the closing date for entries to the qualifying sectional pairs challenges: Both partners must have passed the novice moves in the field test or higher and the novice pair test (see note).

Note: It is permissible for one or both of the partners to have passed the junior pair test and still remain eligible to compete at the novice level, provided that the partners have not competed at the junior pair level in a qualifying competition as a team.

B. Age requirements as of Sept. 1 prior to the qualifying sectional pairs challenges: None

7431 Elements for the Novice Pairs Short Program 2021-22

NOVICE PAIRS SHORT PROGRAM (2021-22)* 2:50 maximum time Must contain the following seven elements in any order	
LIFT	One overhead lift <ul style="list-style-type: none">• Must be any <u>hand-to-hand</u> lift take off (<u>Group 4</u>)• One-handed variations and changes of hold or of the lady's position during the lift are permitted• The lift may not include a carry feature or be a carry lift• Minimum of one revolution by the man (no maximum)
TWIST LIFT	One twist lift (single or double) <ul style="list-style-type: none">• Take off must be a flip or a Lutz
THROW JUMP	One throw jump (single, double or triple) <ul style="list-style-type: none">• Must be single, double or triple <u>Salchow</u>
SOLO JUMP	One solo jump (double) <ul style="list-style-type: none">• Must be double <u>flip</u> or double Axel
SOLO SPIN COMBINATION	One solo spin combination <ul style="list-style-type: none">• Only one change of foot (made at the same time by both partners)• Minimum of two basic positions with at least two revolutions in each position• Minimum of five revolutions on each foot• May be commenced with a jump• Must have all three basic positions to receive full value
DEATH SPIRAL	One backward outside death spiral <ul style="list-style-type: none">• Only the prescribed death spiral is permitted• When death spiral position is attained, both partners must execute a minimum of one revolution with man in full pivot position• Lady's head must reach the level of her skating knee
STEP SEQUENCE	One step sequence <ul style="list-style-type: none">• Must be visible and identifiable and should be performed using almost the full ice surface
REMARKS	<ul style="list-style-type: none">• Unless otherwise stated, all elements must meet the general criteria and basic requirements in order to be counted (see rule section 7100).• If an unprescribed additional element (performed) substitutes a required element (not performed), the respective box will be blocked, and this performed element will be considered as not according to the requirements (no value).• Unlisted or additional elements such as jumps, spins, steps or repetitions, even of elements which have failed, are not marked and consequently do not block a "box"(spot) of another type of element.

***Note:** Requirements for future seasons can be found on the Members Only site.

7432 Elements for the Novice Pairs Free Skate and Pair Test

NOVICE PAIRS WELL-BALANCED FREE SKATE & PAIR TEST 3:30 +/- 10 seconds		
PROGRAM	Competition: Must contain the following elements in any order	Test: Must contain the following elements in any order
LIFTS	Maximum of two <ul style="list-style-type: none"> • Must be from different groups, and one must be from Group 3 or Group 4 • Variations of the lady's position, no-handed, one-handed, combination lifts and lifts that turn in both directions are permitted • Carry lifts and lifts with a carry feature are not permitted • Minimum of one revolution by the man (no maximum) 	Two different lifts <ul style="list-style-type: none"> • Must be from different groups, and one must be chosen from Group 3 or Group 4 • Variations of the lady's position, no-handed, one-handed, combination lifts and lifts that turn in both directions are permitted • Carry lifts and lifts with a carry feature are not permitted • Minimum of one revolution by the man (no maximum)
TWIST LIFT	Maximum of one <ul style="list-style-type: none"> • Single or double • Must have a flip or Lutz take-off 	One twist lift: <ul style="list-style-type: none"> • Single or double • Take off must be a flip or Lutz
THROW JUMPS	Maximum of two <ul style="list-style-type: none"> • Single, double or triple • Must be different 	Two different throw jumps <ul style="list-style-type: none"> • Single, double or triple
SOLO JUMP	Maximum of one <ul style="list-style-type: none"> • Single, double or triple 	One solo jump <ul style="list-style-type: none"> • Single, double or triple
JUMP COMBINATION/SEQUENCE	Maximum of one <ul style="list-style-type: none"> • Maximum of two jumps in combination • A jump sequence is any listed jump immediately followed by an Axel-type jump • All jumps executed with more than two revolutions (double Axel and all triple jumps) must be of a different nature (different name); however, the jump combination or sequence can include two same such jumps • Single, double or triple jumps 	One jump combination or jump sequence <ul style="list-style-type: none"> • Maximum of two jumps in combination • A jump sequence is any listed jump immediately followed by a single, double or triple Axel • All jumps executed with more than two revolutions (double Axel and all triple jumps) must be of a different nature (different name); however, the jump combination or sequence can include two same such jumps • Single, double or triple jumps
PAIR SPIN COMBINATION	Maximum of one <ul style="list-style-type: none"> • Pair spin combination with at least one change of foot by each partner • Minimum of two different basic positions by each partner with at least two revolutions in each position • Must have all three basic positions to receive full value • Minimum of eight revolutions total 	One pair spin combination <ul style="list-style-type: none"> • Both partners must change feet and position at least once • Minimum of eight revolutions total
DEATH SPIRAL	Maximum of one <ul style="list-style-type: none"> • Regular hand-to-hand hold required • When death spiral position is attained, both partners must execute a minimum of one revolution with man in full pivot position • Lady's head must reach the level of her skating knee 	One death spiral <ul style="list-style-type: none"> • Minimum of one full revolution by the man in pivot position
CHOREOGRAPHIC SEQUENCE	Maximum of one <ul style="list-style-type: none"> • Must be clearly visible 	One choreographic sequence <ul style="list-style-type: none"> • Must be clearly visible
REMARKS	<ul style="list-style-type: none"> • Unless otherwise stated, all elements must meet the general criteria and basic requirements in order to be counted (see rule section 7100). • If an extra jump(s) element is executed, only the individual jump(s) which is not according to the requirements will have no value. The jumps are considered in the order of execution. 	<ul style="list-style-type: none"> • Unless otherwise stated, all elements must meet the general criteria and basic requirements in order to be counted (see rule section 7100). • Extra elements may be added without penalty. • Two different elements may be reskated, if necessary (see rule 7237)

7440 Intermediate Pairs

A. Test qualifications as of the closing date for entries to the qualifying sectional pairs challenges: Both partners must have passed the intermediate moves in the field test or higher and the intermediate pair test (see note).

Note: It is permissible for one or both of the partners to have passed the novice pair test and still remain eligible to compete at the intermediate level, provided that the partners have not competed at the novice pair level in a qualifying competition as a team.

B. Age requirements as of Sept. 1 prior to the qualifying sectional pairs challenges: Under 18 years of age

7441 Elements for the Intermediate Pairs Free Skate and Pair Test

INTERMEDIATE PAIRS WELL-BALANCED FREE SKATE & PAIR TEST 3:00 +/- 10 seconds		
PROGRAM	Competition: Must contain the following elements in any order	Test: Must contain the following elements in any order
LIFTS	Maximum of two <ul style="list-style-type: none"> Lifts can be selected from Groups 1-4. Lifts must be from different groups, and one lift must be from Group 1 or Group 2. Variations of the lady's position, no-handed and one-handed lifts, combination lifts, lifts that include a carry feature, carry lifts and lifts that turn in both directions are not permitted; however, the release of the lady's hands in a Group 1 lift and the release of the lady's hands after the lift extension has been achieved in a platter lift are not violations of this rule. Minimum of one revolution by the man (no maximum) 	Two different lifts selected from Groups 1-4. Lifts must be from different groups, and one lift must be from Group 1 or 2. <ul style="list-style-type: none"> Variations of the lady's position, no-handed and one-handed lifts, combination lifts, lifts that include a carry feature, carry lifts and lifts that turn in both directions are not permitted; however, the release of the lady's hands in a Group 1 lift and the release of the lady's hands after the lift extension has been achieved in a platter lift are not violations of this rule. Minimum of one revolution by the man (no maximum)
THROW JUMP	Maximum of one (single or double)	One throw jump (single or double)
SOLO JUMP	Maximum of one (single or double)	One solo jump (single or double)
JUMP COMBINATION/SEQUENCE	Maximum of one (single or double jumps only) <ul style="list-style-type: none"> Maximum of two jumps in the jump combination A jump sequence is any listed jump immediately followed by an Axel-type jump. 	One jump combination or jump sequence <ul style="list-style-type: none"> Maximum of two jumps in combination A jump sequence is any listed jump immediately followed by a single or double Axel Single or double jumps
PAIR SPIN	Maximum of one pair spin <ul style="list-style-type: none"> No change of foot Optional change of position Minimum of five revolutions total by both partners May not be commenced with a jump The rotation must be continuous, and no stop is permitted 	One spin chosen from solo spin, solo spin combination, or pair spin. If solo spin or solo spin combination: <ul style="list-style-type: none"> May begin with a flying entry Change of foot and change of position are optional Minimum of five revolutions by both partners
SOLO SPIN / SPIN COMBINATION	Maximum of one solo spin or spin combination <ul style="list-style-type: none"> Minimum of five revolutions Change of foot, position, and flying entry are optional If spin combination, must have all three basic positions to receive full value 	<ul style="list-style-type: none"> Both partners must achieve a basic position for at least two revolutions If pair spin: <ul style="list-style-type: none"> No change of foot Optional change of position Minimum of five revolutions total May not be commenced with a jump
DEATH SPIRAL / PIVOT FIGURE	Maximum of one death spiral or pivot figure <ul style="list-style-type: none"> Regular hand-to-hand hold required In the final position while the lady is performing the actual death spiral or pivot figure, both the man and the lady must execute a minimum of one-half revolution with the knees of the man clearly bent and in full pivot position 	One death spiral or pivot figure <ul style="list-style-type: none"> Minimum one-half revolution by the man in pivot position
CHOREOGRAPHIC SEQUENCE	Maximum of one choreographic sequence <ul style="list-style-type: none"> Must be clearly visible 	One choreographic sequence <ul style="list-style-type: none"> Must be clearly visible
REMARKS	<ul style="list-style-type: none"> Unless otherwise stated, all elements must meet the general criteria and basic requirements in order to be counted (see rule section 7100). If an extra jump(s) element is executed, only the individual jump(s) which is not according to the requirements will have no value. The jumps are considered in the order of execution. 	<ul style="list-style-type: none"> Unless otherwise stated, all elements must meet the general criteria and basic requirements in order to be counted (see rule section 7100). Extra elements may be added without penalty. Two different elements may be reskated, if necessary (see rule 7237)

7450 Juvenile Pairs

A. Test qualifications as of the closing date for entries to the qualifying sectional pairs challenges: Both partners must have passed the juvenile moves in the field test or higher and the juvenile pair test (see note).

Note: It is permissible for one or both of the partners to have passed the intermediate pair test and still remain eligible to compete at the juvenile level, provided that the partners have not competed at the intermediate pair level in a qualifying competition as a team.

B. Age requirements as of Sept. 1 prior to the qualifying sectional pairs challenges: Under 16 years of age

7451 Elements for the Juvenile Pairs Free Skate and Pair Test

JUVENILE PAIRS WELL-BALANCED FREE SKATE & PAIR TEST 2:30 +/- 10 seconds		
PROGRAM	Competition: Must contain the following elements in any order	Test: Must contain the following elements in any order
LIFTS	Maximum of one <ul style="list-style-type: none"> • The lift may be chosen from Group 1 or 2 • Variations of the lady's position, no-handed and one-handed lifts, combination lifts, lifts that include a carry feature, carry lifts and lifts that turn in both directions are not permitted; however, if a pair executes a Group 1 lift, the release of the lady's hands is not a violation of this rule. • Minimum of one revolution by the man (no maximum) 	One lift from Group 1 or 2, with or without full extension of the man's arms <ul style="list-style-type: none"> • Variations of the lady's position, no-handed and one-handed lifts, combination lifts, lifts that include a carry feature, carry lifts and lifts that turn in both directions are not permitted; however, if a pair executes a Group 1 lift, the release of the lady's hands is not a violation of this rule. • Minimum of one revolution by the man (no maximum)
THROW JUMP	Maximum of one <ul style="list-style-type: none"> • Chosen from any throw single jump, throw double Salchow or throw double loop 	One throw jump <ul style="list-style-type: none"> • Chosen from any throw single jump, throw double Salchow or throw double loop
SOLO JUMP	Maximum of one (single or double)	One solo jump <ul style="list-style-type: none"> • Single or double
JUMP COMBINATION/SEQUENCE	Maximum of one (single or double jumps only) <ul style="list-style-type: none"> • Maximum of two jumps in the jump combination • A jump sequence is any listed jump immediately followed by an Axel-type jump. 	One jump combination or jump sequence <ul style="list-style-type: none"> • Maximum of two jumps in combination • A jump sequence is any listed jump immediately followed by a single or double Axel • Single or double jumps
SOLO SPIN	Maximum of one <ul style="list-style-type: none"> • Can be solo spin or solo spin combination • May begin with a flying entry • Change of foot and change of position are optional • Minimum of five revolutions by both partners 	One solo spin or solo spin combination <ul style="list-style-type: none"> • May begin with a flying entry • Change of foot and change of position are optional (minimum two revolutions in each position) • Minimum of five revolutions by both partners
PAIR SPIN	Maximum of one <ul style="list-style-type: none"> • Pair spin with optional change of position and no change of foot • Minimum of three revolutions total 	One pair spin <ul style="list-style-type: none"> • Pair spin with optional change of position (minimum two revolutions in each position) and no change of foot • Minimum of three revolutions total
PIVOT FIGURE	Maximum of one <ul style="list-style-type: none"> • Regular hand-to-hand hold required • In the final position while the lady is performing the actual pivot figure, both the man and the lady must execute a minimum of one-half revolution with the man clearly in pivot position 	One pivot figure <ul style="list-style-type: none"> • Minimum one-half revolution by the man in pivot position
CHOREOGRAPHIC SEQUENCE	Maximum of one choreographic sequence <ul style="list-style-type: none"> • Must be clearly visible 	One choreographic sequence <ul style="list-style-type: none"> • Must be clearly visible
REMARKS	<ul style="list-style-type: none"> • Unless otherwise stated, all elements must meet the general criteria and basic requirements in order to be counted (see rule section 7100). • If an extra jump(s) element is executed, only the individual jump(s) which is not according to the requirements will have no value. The jumps are considered in the order of execution. 	<ul style="list-style-type: none"> • Unless otherwise stated, all elements must meet the general criteria and basic requirements in order to be counted (see rule section 7100). • Extra elements may be added without penalty. • Two different elements may be reskated, if necessary (see rule 7237)

7500 Adult Pairs Competition Requirements and Pair Test Elements

- A. Adult pair events are open to couples in which each partner has reached 21 years of age as of the closing date for entries.
- B. Any skater who has competed in the U.S. Figure Skating Championships, the ISU World Figure Skating Championships, the ISU World Junior Figure Skating Championships, an ISU Grand Prix event, an ISU Junior Grand Prix event, an ISU Challenger Series event or the Olympic Winter Games in novice pairs, junior pairs, or senior pairs:
1. May not compete in the adult gold, adult silver or adult bronze pairs events.
 2. May compete in the championship masters, masters and centennial pairs events.

7510 Championship Masters Pairs

- A. Test qualifications as of the closing date for entries: For any skater who has not previously competed at this level, both partners must have passed at least one of the following tests:
1. The adult gold pair test,
 2. The standard juvenile, intermediate, novice, junior or senior/gold pair test,
 3. Prior to 1989, the standard bronze, silver or gold pair test.

7511 Elements for the Championship Masters Pairs Free Skate

CHAMPIONSHIP MASTERS PAIRS WELL-BALANCED FREE SKATE 3:40 maximum time Competition: Must contain the following elements in any order	
LIFTS	Maximum of two* different lifts <ul style="list-style-type: none">• One may be a twist lift (no limit on the number of revolutions)• If lifts are from the same group, they must be different (e.g. one star and one platter, both from Group 3)• Minimum of one-half and maximum of 3½ revolutions by the man• Variations of the lady's position, no-handed, one-handed and combination lifts are permitted• Carry lifts and lifts that include a carry feature are not permitted
THROW JUMPS	Maximum of two different throw jumps <ul style="list-style-type: none">• No limit on the number of revolutions
SOLO JUMP	Maximum of one solo jump <ul style="list-style-type: none">• Single, double or triple jumps are permitted
JUMP COMBINATION/SEQUENCE	Maximum of one jump combination or jump sequence <ul style="list-style-type: none">• Single, double or triple jumps are permitted• Maximum of two jumps in combination• A jump sequence is any listed jump immediately followed by an Axel-type jump.
SOLO SPIN	Maximum of one solo spin or solo spin combination <ul style="list-style-type: none">• Minimum of four revolutions by both partners if spin does not have a change of foot• Minimum of six revolutions by both partners if spin has a change of foot• Minimum of two revolutions in each position by both partners
PAIR SPIN	Maximum of one* pair spin or pair spin combination <ul style="list-style-type: none">• If pair spin, minimum of four revolutions total with optional change of position• If pair spin combination, minimum of six revolutions total with at least one change of position and one change of foot by each partner• Minimum of two revolutions in each position by both partners
DEATH SPIRAL / PIVOT FIGURE	Maximum of one* death spiral or pivot figure <ul style="list-style-type: none">• Regular hand-to-hand hold required• At least one-half revolution with man in full pivot position (buttocks not higher than knee of pivot foot)• In the death spiral, the lady's lowest hip or buttock and head should not be higher than her skating knee. A slightly higher position of her hip or buttock is acceptable on back outside death spiral.
CHOREOGRAPHIC SEQUENCE	Maximum of one choreographic sequence <ul style="list-style-type: none">• Must be clearly visible• Additional moves in the field sequences, spiral sequences and step sequences will not be counted as elements but will be counted as transitions and marked as such
ADDITIONAL ELEMENT	*Maximum of one additional element chosen from: <ul style="list-style-type: none">• Pair spin if not already performed• Pair spin combination if not already performed• Pivot figure/death spiral (maximum two per program; must be different)• Lift (maximum of three per program; must be different)
REMARKS	<ul style="list-style-type: none">• Unless otherwise stated, all elements must meet the general criteria and basic requirements in order to be counted (see rule section 7100).• If an extra jump(s) element is executed, only the individual jump(s) which is not according to the requirements will have no value. The jumps are considered in the order of execution.

7520 Masters Pairs

- A. Test qualifications as of the closing date for entries: Both partners must have passed at least one of the following tests:
1. The adult gold pair test,
 2. The standard juvenile, intermediate, novice, junior or senior pair test,
 3. Prior to 1989, the standard bronze, silver or gold pair test,
 4. The adult or standard intermediate, novice, junior or senior free skate test.

7521 Elements for the Masters Pairs Free Skate

MASTERS PAIRS WELL-BALANCED FREE SKATE 3:40 maximum time Competition: Must contain the following elements in any order	
LIFTS	Maximum of two* different lifts <ul style="list-style-type: none"> • One may be a twist lift (no limit to the number of revolutions) • If lifts are from the same group, they must be different (e.g. one star and one platter, both from Group 3) • Minimum of one-half revolution by the man (no maximum) • Variations of the lady's position, no-handed, one-handed and combination lifts are permitted • Carry lifts and lifts that include a carry feature are not permitted
THROW JUMPS	Maximum of two different throw jumps <ul style="list-style-type: none"> • No limit to the number of revolutions
SOLO JUMP	Maximum of one solo jump <ul style="list-style-type: none"> • Single, double or triple jumps are permitted
JUMP COMBINATION/SEQUENCE	Maximum of one jump combination or jump sequence <ul style="list-style-type: none"> • No limit to the number of revolutions • Maximum of two jumps in combination • A jump sequence is any listed jump immediately followed by an Axel-type jump.
SOLO SPIN	Maximum of one solo spin or solo spin combination <ul style="list-style-type: none"> • Minimum of four revolutions by both partners if spin does not have a change of foot • Minimum of six revolutions by both partners if spin has a change of foot • Minimum of two revolutions in each position by both partners
PAIR SPIN	Maximum of one* pair spin or pair spin combination <ul style="list-style-type: none"> • If pair spin, minimum of four revolutions total with optional change of position • If pair spin combination, minimum of six revolutions total with at least one change of position and one change of foot by each partner • Minimum of two revolutions in each position by both partners
DEATH SPIRAL / PIVOT FIGURE	Maximum of one* death spiral or pivot figure <ul style="list-style-type: none"> • Regular hand-to-hand hold required • At least one-half revolution with man in full pivot position (buttocks not higher than knee of pivot foot) • In the death spiral, the lady's lowest hip or buttock and head should not be higher than her skating knee. A slightly higher position of her hip or buttock is acceptable on back outside death spiral.
CHOREOGRAPHIC SEQUENCE	Maximum of one choreographic sequence <ul style="list-style-type: none"> • Must be clearly visible • Additional moves in the field sequences, spiral sequences and step sequences will not be counted as elements but will be counted as transitions and marked as such
ADDITIONAL ELEMENT	*Maximum of one additional element chosen from: <ul style="list-style-type: none"> • Pair spin if not already performed • Pair spin combination if not already performed • Pivot figure/death spiral (maximum two per program; must be different) • Lift (maximum of three per program; must be different)
REMARKS	<ul style="list-style-type: none"> • Unless otherwise stated, all elements must meet the general criteria and basic requirements in order to be counted (see rule section 7100). • If an extra jump(s) element is executed, only the individual jump(s) which is not according to the requirements will have no value. The jumps are considered in the order of execution.

7530 Adult Gold Pairs

Test qualifications as of the closing date for entries:

A. Both partners must have passed at least one of the following tests:

1. The adult silver or adult gold pair test;
2. The adult gold free skate test;
3. The standard juvenile, intermediate or, prior to 1989, bronze pair test;
4. The standard juvenile free skate test or the adult or standard intermediate or novice free skate test.

B. Neither partner may have passed:

1. Higher than the intermediate pair test;
2. Prior to 1989, higher than the standard bronze pair test;
3. Higher than the adult or standard novice free skate test.

C. Any skater who has competed in the U.S. Figure Skating Championships, the ISU World Figure Skating Championships, the ISU World Junior Figure Skating Championships, an ISU Grand Prix event, an ISU Junior Grand Prix event, an ISU Challenger Series event or the Olympic Winter Games in novice pairs, junior pairs or senior pairs will be ineligible to compete in this event.

7531 Elements for the Adult Gold Pairs Free Skate and Pair Test

ADULT GOLD PAIRS WELL-BALANCED FREE SKATE & PAIR TEST 3:40 maximum time		
PROGRAM	Competition: Must contain the following elements in any order	Test: Must contain the following elements in any order
LIFTS	Maximum of two* different lifts <ul style="list-style-type: none"> • One may be a twist lift (no limit to the number of revolutions) • If lifts are from the same group, they must be different (e.g. one star and one platter, both from Group 3) • Minimum of one-half revolution by the man (no maximum) • Variations of the lady's position, no-handed, one-handed and combination lifts are permitted • Carry lifts and lifts that include a carry feature are not permitted 	Three different lifts <ul style="list-style-type: none"> • One may be a twist lift (no limit to the number of revolutions) • Carry lifts and lifts that include a carry feature are not permitted.
THROW JUMPS	Maximum of two different throw jumps <ul style="list-style-type: none"> • No limit to the number of revolutions 	Two different throw jumps <ul style="list-style-type: none"> • Single or multi-rotation
SOLO JUMP	Maximum of one solo jump <ul style="list-style-type: none"> • Single, double or triple jumps are permitted 	One solo jump <ul style="list-style-type: none"> • Single or multi-rotation
JUMP COMBINATION/SEQUENCE	Maximum of one jump combination or jump sequence <ul style="list-style-type: none"> • No limit to the number of revolutions • Maximum of two jumps in combination • A jump sequence is any listed jump immediately followed by an Axel-type jump. 	One jump combination or jump sequence <ul style="list-style-type: none"> • Utilizing single or multi-rotation jumps
SOLO SPIN	Maximum of one solo spin or solo spin combination <ul style="list-style-type: none"> • Minimum of four revolutions by both partners if spin does not have a change of foot • Minimum of six revolutions by both partners if spin has a change of foot • Minimum of two revolutions in each position by both partners 	One solo spin or solo spin combination <ul style="list-style-type: none"> • Same as competition program requirements
PAIR SPIN	Maximum of one* pair spin or pair spin combination <ul style="list-style-type: none"> • If pair spin, minimum of four revolutions total with optional change of position • If pair spin combination, minimum of six revolutions total with at least one change of position and one change of foot by each partner • Minimum of two revolutions in each position by both partners 	One pair spin or pair spin combination <ul style="list-style-type: none"> • Same as competition program requirements
DEATH SPIRAL / PIVOT FIGURE	Maximum of one* death spiral or pivot figure <ul style="list-style-type: none"> • Regular hand-to-hand hold required • At least one-half revolution with man in full pivot position (buttocks not higher than knee of pivot foot) • In the death spiral, the lady's lowest hip or buttock and head should not be higher than her skating knee. A slightly higher position of her hip or buttock is acceptable on back outside death spiral. 	One death spiral <ul style="list-style-type: none"> • Minimum ½ revolution by the man in pivot position • Lady's edge optional • Hand hold should be a regular one-hand hold
CHOREOGRAPHIC SEQUENCE	Maximum of one choreographic sequence <ul style="list-style-type: none"> • Must be clearly visible • Additional moves in the field sequences, spiral sequences and step sequences will not be counted as elements but will be counted as transitions and marked as such 	<ul style="list-style-type: none"> • One choreographic sequence, which must be clearly visible • Connecting moves, moves in the field, footwork, stroking in good unison and mirror and/or shadow skating
ADDITIONAL ELEMENT	*Maximum of one additional element chosen from: <ul style="list-style-type: none"> • Pair spin if not already performed • Pair spin combination if not already performed • Pivot figure/death spiral (maximum two per program; must be different) • Lift (maximum of three per program; must be different) 	<ul style="list-style-type: none"> • Extra elements may be added without penalty.
REMARKS	<ul style="list-style-type: none"> • Unless otherwise stated, all elements must meet the general criteria and basic requirements in order to be counted (see rule section 7100). • If an extra jump(s) element is executed, only the individual jump(s) which is not according to the requirements will have no value. The jumps are considered in the order of execution. 	<ul style="list-style-type: none"> • Unless otherwise stated, all elements must meet the general criteria and basic requirements in order to be counted (see rule section 7100). • Two different elements may be reskated, if necessary (see rule 7237)

7540 Adult Silver Pairs

Test qualifications as of the closing date for entries:

A. Both partners must have passed at least one of the following tests:

1. The adult bronze or adult silver pair test;
2. The adult silver or adult gold free skate test;
3. The standard preliminary, pre-juvenile or juvenile pair test;
4. The standard pre-juvenile or juvenile free skate test.

B. Neither partner may have passed:

1. Higher than the adult silver pair test;
2. Higher than the standard juvenile pair test;
3. Higher than the standard juvenile free skate test.

C. Any skater who has competed in the U.S. Figure Skating Championships, the ISU World Figure Skating Championships, the ISU World Junior Figure Skating Championships, an ISU Grand Prix event, an ISU Junior Grand Prix event, an ISU Challenger Series event or the Olympic Winter Games in novice pairs, junior pairs or senior pairs will be ineligible to compete in this event.

7541 Elements for the Adult Silver Pairs Free Skate and Pair Test

ADULT SILVER PAIRS WELL-BALANCED FREE SKATE & PAIR TEST 2:50 maximum time		
PROGRAM	Competition: Must contain the following elements in any order	Test: Must contain the following elements in any order
LIFTS	Maximum of two different lifts <ul style="list-style-type: none">• One of which must be from Group 1; the other lift may be a different lift from Group 1, Group 2 or a single twist lift• Minimum of one-half revolution by the man (no maximum)• Full extension is optional for Group 2 waist lift• Variations of the lady's position, no-handed, one-handed, overhead, carry and combination lifts and lifts that include a carry feature are not permitted; however, if a pair executes a Group 1 lift, the release of the lady's hands after the lift extension has been achieved is not a violation of this rule.	Two different lifts <ul style="list-style-type: none">• Same as competition program requirements
THROW JUMP	Maximum of one throw jump (single jumps only)	One throw jump (single*)
SOLO JUMP	Maximum of one solo jump (single jumps only)	One solo jump (single*)
JUMP COMBINATION/SEQUENCE	Maximum of one jump combination or jump sequence <ul style="list-style-type: none">• Single jumps only• Maximum of two jumps in combination• A jump sequence is any listed jump immediately followed by an Axel-type jump.	One jump combination or jump sequence (consisting of two single jumps*) *Single Axels are permitted. No multi-rotation jumps (in combination, sequence, solo jump or throw jump)
SOLO SPIN	Maximum of one solo spin or solo spin combination <ul style="list-style-type: none">• Minimum of three revolutions by both partners if spin does not have a change of foot• Minimum of five revolutions by both partners if spin has a change of foot• Minimum of two revolutions in each position by both partners	One solo spin or solo spin combination <ul style="list-style-type: none">• Same as competition program requirements
PAIR SPIN	Maximum of one pair spin or pair spin combination <ul style="list-style-type: none">• If pair spin, minimum of three revolutions total with optional change of position• If pair spin combination, minimum of five revolutions total• Minimum of two revolutions in each position by both partners	One pair spin or pair spin combination <ul style="list-style-type: none">• Same as competition program requirements
DEATH SPIRAL / PIVOT FIGURE	Maximum of one death spiral or pivot figure <ul style="list-style-type: none">• Pivot position is not required• Skaters may choose the position and hand hold• Attempt must be identifiable	One death spiral or pivot figure <ul style="list-style-type: none">• Pivot position is not required• Skaters may choose the position and hand hold• Attempt must be identifiable
CHOREOGRAPHIC SEQUENCE	Maximum of one choreographic sequence <ul style="list-style-type: none">• Must be clearly visible• Additional moves in the field sequences, spiral sequences and step sequences will not be counted as elements but will be counted as transitions and marked as such	<ul style="list-style-type: none">• One choreographic sequence, which must be clearly visible• Stroking in unison illustrating mirror and/or shadow skating, footwork, connecting moves such as turns in the field, spirals, pivots and basic dance steps.
REMARKS	<ul style="list-style-type: none">• Unless otherwise stated, all elements must meet the general criteria and basic requirements in order to be counted (see rule section 7100).	<ul style="list-style-type: none">• Unless otherwise stated, all elements must meet the general criteria and basic requirements in order to be counted (see rule section 7100).• Extra elements may be added without penalty.• Two different elements may be reskated, if necessary (see rule 7237)

7550 Adult Bronze Pairs

Test requirements as of the closing date for entries:

A. Both partners must have passed at least one of the following tests:

1. The adult bronze pair test;
2. The adult bronze or adult silver free skate test;
3. The standard preliminary or pre-juvenile pair test;
4. The standard preliminary or pre-juvenile free skate test.

B. Neither partner may have passed:

1. Higher than the adult bronze pair test;
2. Higher than the adult silver free skate test;
3. Higher than the standard pre-juvenile pair test;
4. Higher than the standard pre-juvenile free skate test.
5. The standard gold pattern dance test (partnered or solo).

C. Any skater who has competed in the U.S. Figure Skating Championships, the ISU World Figure Skating Championships, the ISU World Junior Figure Skating Championships, an ISU Grand Prix event, an ISU Junior Grand Prix event, an ISU Challenger Series event or the Olympic Winter Games in novice pairs, junior pairs or senior pairs will be ineligible to compete in this event.

7551 Elements for the Adult Bronze Pairs Free Skate and Pair Test

ADULT BRONZE PAIRS WELL-BALANCED FREE SKATE & PAIR TEST 2:30 maximum time		
PROGRAM	Competition: Must contain the following elements in any order	Test: Must contain the following elements in any order
LIFTS	Maximum of one lift <ul style="list-style-type: none"> • May be from Group 1 or a Group 2 waist lift • Minimum of one-half revolution by the man (no maximum) • Full extension is optional for Group 2 waist lift • Variations of the lady's position, no-handed, one-handed, overhead, twist, carry and combination lifts and lifts that include a carry feature are not permitted; however, if a pair executes a Group 1 lift, the release of the lady's hands after the lift extension has been achieved is not a violation of this rule. 	One lift <ul style="list-style-type: none"> • Same as competition program requirements
THROW JUMP	Maximum of one (optional) throw jump (single jumps only) <ul style="list-style-type: none"> • No throw single Axel, or double or triple throw jumps are permitted 	One (optional) throw jump (single*)
SOLO JUMP	Maximum of one solo jump (single jumps only) <ul style="list-style-type: none"> • No single Axel, double or triple jumps are permitted 	One solo jump (single*)
JUMP COMBINATION/SEQUENCE	Maximum of one jump combination or jump sequence (single jumps only) <ul style="list-style-type: none"> • No single Axel, double or triple jumps are permitted • Maximum of two jumps in combination • A jump sequence is any listed jump immediately followed by an Axel-type jump. 	One jump combination or sequence of jumps (consisting of a waltz jump and a single jump or two single jumps*) *No single Axels or multi-rotation jumps (in combination, sequence, solo jump or throw jump)
SOLO SPIN	Maximum of one solo spin or solo spin combination <ul style="list-style-type: none"> • Minimum of three revolutions by both partners if spin does not have a change of foot • Minimum of five revolutions by both partners if spin has a change of foot • Minimum of two revolutions in each position by both partners 	One solo spin or solo spin combination <ul style="list-style-type: none"> • Same as competition program requirements
PAIR SPIN	Maximum of one pair spin <ul style="list-style-type: none"> • Minimum of three revolutions total with optional change of position • Minimum of two revolutions in each position by both partners 	One pair spin <ul style="list-style-type: none"> • Same as competition program requirements
PIVOT FIGURE	Maximum of one pivot figure <ul style="list-style-type: none"> • Pivot position is not required • Skaters may choose the position and hand hold • Attempt must be identifiable 	One pivot figure <ul style="list-style-type: none"> • Hand hold and pivot position are optional • Attempt must be identifiable
CHOREOGRAPHIC SEQUENCE	Maximum of one choreographic sequence <ul style="list-style-type: none"> • Must be clearly visible • Additional moves in the field sequences, spiral sequences and step sequences will not be counted as elements but will be counted as transitions and marked as such 	<ul style="list-style-type: none"> • One choreographic sequence which must be clearly visible • Stroking in unison, both forward and backward, clockwise and counterclockwise
REMARKS	<ul style="list-style-type: none"> • Unless otherwise stated, all elements must meet the general criteria and basic requirements in order to be counted (see rule section 7100). 	<ul style="list-style-type: none"> • Unless otherwise stated, all elements must meet the general criteria and basic requirements in order to be counted (see rule section 7100). • Extra elements may be added without penalty. • Two different elements may be reskated, if necessary (see rule 7237)

7560 Centennial Pairs

Test and age qualifications as of the closing date for entries:

- A. Both partners must have passed at least one of the following tests:
 1. The adult silver pair test;
 2. The adult silver free skate test;
 3. The standard preliminary or pre-juvenile pair test;
 4. The standard pre-juvenile free skate test.
- B. There is no maximum limit on tests passed.
- C. Both partners must be 50 years of age or older at the closing date for entries.
- D. Teams that enter Centennial Pairs may not enter any other open pairs event.

7561 Elements for the Centennial Pairs Free Skate

CENTENNIAL PAIRS WELL-BALANCED FREE SKATE 2:50 maximum time Competition: Must contain the following elements in any order	
LIFTS	Maximum of two different lifts <ul style="list-style-type: none">• Lifts may be from Group 1 or Group 2, or one may be a single twist lift• If lifts are from the same group, each must have a different take off (for example, one Lutz lift and one Axel lift, both from Group 1)• Minimum of one-half revolution by the man (no maximum)• Full extension is optional for Group 2 waist lift• Variations of the lady's position, no-handed, one-handed, overhead, carry and combination lifts and lifts that include a carry feature are not permitted; however, if a pair executes a Group 1 lift, the release of the lady's hands after the lift extension has been achieved is not a violation of this rule.
THROW JUMP	Maximum of one throw jump (single jumps only) <ul style="list-style-type: none">• Single Axel is permitted
SOLO JUMP	Maximum of one solo jump (single jumps only) <ul style="list-style-type: none">• Single Axel is permitted
JUMP COMBINATION/SEQUENCE	Maximum of one jump combination or jump sequence (single jumps only) <ul style="list-style-type: none">• Single Axels are permitted• Maximum of two jumps in combination• A jump sequence is any listed jump immediately followed by an Axel-type jump.
SOLO SPIN	Maximum of one solo spin or solo spin combination <ul style="list-style-type: none">• Minimum of three revolutions by both partners if spin does not have a change of foot• Minimum of five revolutions by both partners if spin has a change of foot• Minimum of two revolutions in each position by both partners
PAIR SPIN	Maximum of one pair spin or pair spin combination <ul style="list-style-type: none">• If pair spin, minimum of three revolutions total with optional change of position• If pair spin combination, minimum of five revolutions total• Minimum of two revolutions in each position by both partners
DEATH SPIRAL / PIVOT FIGURE	Maximum of one death spiral or pivot figure <ul style="list-style-type: none">• Pivot position is not required• Skaters may choose the position and hand hold
CHOREOGRAPHIC SEQUENCE	Maximum of one choreographic sequence <ul style="list-style-type: none">• Must be clearly visible• Additional moves in the field sequences, spiral sequences and step sequences will not be counted as elements but will be counted as transitions and marked as such
REMARKS	<ul style="list-style-type: none">• No additional spin or death spiral permitted• Unless otherwise stated, all elements must meet the general criteria and basic requirements in order to be counted (see rule section 7100).

7900 Marking of Pairs – 6.0 and IJS

7910 Marking of Pairs – 6.0 System

7911 The 6.0 system is marked on a scale from 0 to 6, of which:

0.0 = Not Skated	4.0 = Good
1.0 = Very Poor	5.0 = Very Good
2.0 = Poor	6.0 = Outstanding
3.0 = Mediocre	

A. Decimals to one place are permitted as further intermediate values (e.g. 3.8, 4.4, 5.5).

B. When deserved, a judge may award the mark of 6.0 the first mark or in the second mark, but not in both, except for the last competitor.

7912 Under the 6.0 system, the judges must penalize clothing not meeting the requirements of rule section 7030 by a deduction of 0.1 in the second mark.

7913 Marking of Pairs Short Program – 6.0 System

In the pairs short program, for those events that are judged under the 6.0 system, two marks are awarded on a scale from 0 to 6 as in rule 7911. The first mark is for technical elements and the second mark is for program components. Unison is considered under technical elements and program components.

A. For the marking of the technical elements, see rule 7921 (D)(3). In addition, the judges must consider the difficulty of the elements and transitions, unison and speed.

B. For the marking of the program components, see rule 7923.

C. An element is omitted when it is not tried.

1. Any element commenced after the permissible time allowance will be considered as omitted in the marking. In the event an element is commenced before, but completed after, the allowable time duration, appropriate deductions must be made for exceeding the maximum time permitted, but the element is to be judged as skated. The referee must advise the judges of any element begun after the time limit, and also of any program that exceeds the permissible time limit.

D. A whistle shall be blown by the referee when the allowable time has elapsed, and the judges shall cease judging the performance. If a team fails to finish the short program within the time limit, there should be a 0.1 deduction in the marks for technical elements and program components for up to every 10 seconds in excess.

E. Deductions must be made according to the following scale of values:

Elements	Failures	Omissions
Lifts, throw jump, solo jump, spin, spin combination and death spiral	0.1 to 0.4	0.5
Step sequences and spiral sequences	0.1 to 0.3	0.4
Extra or repeated elements	0.2	-

F. See also rules 1401 and 1402.

7914 Marking of Pairs Free Skate – 6.0 System

In the pairs free skate, for those events that are judged under the 6.0 system, two marks are awarded on a scale from 0 to 6 as in rule 7911. The first mark is for technical elements and the second mark is for program components.

A. In the marking of technical elements, see rule 7921 (D)(3). In addition, the following must be considered:

1. Difficulty of the performance (with no credit given for portions thereof which are missed);
2. Variety;
3. Cleanness and sureness;
4. Speed.

B. For the marking of the program components, see rule 7923.

C. All the elements of a free skate (the jumps, spins, step sequences and particularly the glide, footwork and the difficulty and variety of the steps) must be taken into consideration in the mark for technical elements and be rewarded according to their relative merit as to difficulty:

1. No individual element can be given predominant importance, and the program must be considered as a whole.
2. Excessive values must not be assigned to triple or quadruple jumps or throw jumps, especially when of poor quality. In addition, no extra credit should be given for a poorly executed triple or quadruple jump or throw jump when compared with a well-executed double jump.
3. The spins must have the required minimum number of revolutions, the lack of which must be reflected by the judges in their marks.

D. A program is not considered well-balanced when it contains an extra number or less than the required minimum number of an element, or when it lacks connecting steps between the elements. When a program is not well-balanced, the deduction should be 0.2 from the mark for technical elements for each extra or lacking element.

- E. The minimum penalty to be applied is 0.1 in each mark for each illegal element and 0.1 from the technical elements mark for spins which have less than the required revolutions.
- F. In pair skating, the accurate performance in unison by the partners must be considered in both the technical element and program component marks. Special attention must be paid to the selection of an appropriate partner. If there is a serious imbalance in their physical characteristics which would result in an obvious lack of unison, it should be reflected in the marks both for technical elements and program components.
- G. Any element started after the permissible time must not be marked and will have no value.
- H. A whistle shall be blown by the referee when the allowable time has elapsed, and the judges shall cease judging the performance. If the team fails to finish a free skate within the allowed range of time, there should be a 0.1 deduction in both marks for up to every 10 seconds lacking or in excess of the prescribed range.
- I. See rules 1401 and 1402.

7920 Marking of Pairs – IJS

7921 Total Element Score – Pairs – IJS

- A. *Scale of Values*: The scale of values of the elements of pairs skating is published and updated on the Members Only site. This scale of values contains base values of all the elements and adjustments for the quality of their execution.
- B. *Base Values*: Base values of elements are measured in points and increase with the increasing difficulty of the elements. An element's difficulty depends:
 - 1. For jumps and throw jumps: On the names of the jumps or throw jumps listed in the order of their difficulty (toe loop, Salchow, loop, flip, Lutz and Axel) and the number of revolutions;
 - 2. For lifts: On the groups of the lifts (Groups 1-5), their names and the levels of difficulty;
 - 3. For twist lifts: On the names, number of revolutions and levels of difficulty;
 - 4. For death spirals: On the names and levels of difficulty;
 - 5. For other elements: On their levels of difficulty
- C. *Levels of Difficulty of Elements*: The technical panel will determine the name and level of difficulty (when necessary) of elements. Lifts, twist lifts, death spirals, spins and step sequences (except choreographic step sequences and choreographic sequences) are divided depending on their difficulty into five levels according to the number of features achieved: Basic Level (B) in case of no features, Level 1 in case of one feature, Level 2 in case of two features, Level 3 in case of three features and Level 4 in case of four or more features. The descriptions of characteristics that give an element a certain level of difficulty are published on the Members Only site. The descriptions of characteristics that give an element a certain level of difficulty for the juvenile and intermediate pairs events will be reviewed by the U.S. Figure Skating Pairs Development and Technical Committee, announced no later than the spring Board of Directors meeting and may differ from those developed by the ISU and used for the novice, junior and senior pairs events.
- D. *Grade of Execution (GOE)*:
 - 1. Each judge will mark the quality of execution of every element depending on the positive and/or negative features of the execution and errors.
 - 2. The GOE is marked from +5, +4, +3, +2, +1, 0 (base value), -1, -2, -3, -4, -5.
 - 3. The guidelines for marking grades of execution are published on the Members Only site.
- E. In the short program, if an unprescribed or additional element (performed) substitutes a required element (not performed), the respective box will be blocked, and this performed element will be considered as not according to requirements. Unlisted or additional elements such as jumps, spins, steps or repetitions, even of failed elements, are not marked and consequently do not block a "box" (spot) of another type of element.

7922 Illegal Elements/Movements

Every illegal element/movement performed in the program will be penalized by a deduction (see rule 1071 (C)) If an illegal element/movement is performed during the execution of any element, the deduction for an illegal element/movement will apply, and the element will be called Basic Level if the requirements for at least Basic Level are fulfilled. See rule 7109 for a list of illegal elements/movements.

7923 Program Component Score – Pairs – IJS

In addition to the total element score, the skaters' whole performance is evaluated by program components.

- A. For juvenile and adult bronze (IJS events) pairs these three components will be: (1) Skating Skills; (2) Performance; and (3) Interpretation of the Music.
- B. For intermediate, adult silver (IJS events) and centennial (IJS events) pairs these four components will be: (1) Skating Skills; (2) Performance; (3) Composition; and (4) Interpretation of the Music.
- C. For novice, junior, senior, and adult gold and higher pairs these five components will be: (1) Skating Skills; (2) Transitions; (3) Performance; (4) Composition; and (5) Interpretation of the Music.
- D. For pair skating, there must be equal demonstration of the criteria by both skaters.

E. Definitions and criteria for analyzing the program components

1. Skating Skills: Defined by overall cleanness and sureness, edge control and flow over the ice surface demonstrated by a command of the skating vocabulary (edges, steps, turns, etc.), the clarity of technique and the use of effortless power to accelerate and vary speed. In evaluating the Skating Skills, the following must be considered:
 - a. Use of deep edges, steps and turns;
 - b. Balance, rhythmic knee action and precision of foot placement;
 - c. Flow and glide;
 - d. Varied use of power, speed and acceleration;
 - e. Use of multi directional skating;
 - f. Use of one-foot skating.
2. Transitions: The varied and purposeful use of intricate footwork, positions, movements and holds that link all elements. In evaluating the Transitions, the following must be considered:
 - a. Continuity of movements from one element to another;
 - b. Variety (including variety of holds);
 - c. Difficulty;
 - d. Quality.
3. Performance: Involvement of the pair physically, emotionally and intellectually as they deliver the intent of the music and composition. In evaluating the Performance, the following must be considered:
 - a. Physical, emotional and intellectual involvement;
 - b. Projection;
 - c. Carriage and clarity of movement;
 - d. Variety and contrast of movements and energy;
 - e. Individuality / personality;
 - f. Unison and “oneness”;
 - g. Spatial awareness between partners – management of the distance between skaters and management of changes of hold.
4. Composition: An intentionally developed and/or original arrangement of all types of movements according to the principles of musical phrase, space, pattern and structure. In evaluating the Composition, the following must be considered:
 - a. Purpose (idea, concept, vision, mood);
 - b. Pattern / ice coverage;
 - c. Multidimensional use of space and design of movements;
 - d. Phrase and form (movements and parts structured to match the musical phrase);
 - e. Originality of the composition.
5. Interpretation of the Music: The personal, creative and genuine translation of the rhythm, character and content of the music to movement on ice. In evaluating the Interpretation of the Music, the following must be considered:
 - a. Movement and steps in time to the music (timing);
 - b. Expression of the music’s character/feeling and rhythm, when clearly identifiable;
 - c. Use of finesse to reflect the details and nuances of the music (Finesse is the skaters’ refined, artful manipulation of music details and nuances through movement. It is unique to the skaters and demonstrates an inner feeling for the music and the composition. Nuances are the personal ways of bringing subtle variations to the intensity, tempo and dynamics of the music made by the composer and/or musicians.)
 - d. Relationship between the skaters reflecting the character and rhythm of the music.

F. Marks for Program Components

1. Program components are marked on a scale of 0.25 to 10.00 in increments of 0.25, with a separate mark given for each program component, of which:

0.25-0.75 =	Extremely poor	5.00-5.75 =	Average
1.00-1.75 =	Very poor	6.00-6.75 =	Above average
2.00-2.75 =	Poor	7.00-7.75 =	Good
3.00-3.75 =	Weak	8.00-8.75 =	Very good
4.00-4.75 =	Fair	9.00-9.75 =	Excellent
		10.00 =	Outstanding

2. Increments are used for evaluation of performances containing some features of one degree and some of the next degree.
3. Guidelines for judging are published and updated on the Members Only site.

7924 Deductions are taken by the event referee and judges (where applicable) for certain violations of the rules as set forth in rule 1071.

List of Pair Lifts

<p>Pair lifts are organized into groups based on the hold at the moment the lady passes the man's shoulder. Lifts are typically named after the lady's solo jump take off and the hold position of the partners. In Groups 3–5, full extension of the lifting arm(s) is mandatory. In any group, a one-hand hold may increase the difficulty of the lift.</p>		
Group 1 Armpit hold position 1Li	<ul style="list-style-type: none"> • Lutz Lift • Flip Lift • Axel Lift 	The man places one hand under one arm in the armpit of the lady. The lady may place her hand on the man's shoulder. The man holds the lady's other hand with one hand to assume the hold. The man may also support the lady with both his hands placed under both her armpits. The lady is lifted from a Lutz, flip, loop, Axel or toe jump take off. During the lift, the lady may assume a simple split or cross split position, and she may release the hand on the shoulder or release both hands when supported under both armpits. <u>To allow additional variety, other possible grips may include hand to arm, hand to waist or hand to hand.</u> Both partners should exit the lift on one foot.
Group 2 Waist hold position 2Li	<ul style="list-style-type: none"> • Waist Lift 	The waist lift begins with both partners skating backward. The man places both hands on the lady's waist, and she places both hands on his wrists. The lady's position in the air is free. Full extension of the man's lifting arms is not mandatory unless specified. Both partners should exit the lift on one foot.
Group 3 Hand-to-hip position 3Li	<ul style="list-style-type: none"> • Cartwheel lift • Star/toe loop hip lift • Platter/swan lift/table top lift 	Both partners begin the star and cartwheel lifts skating backward. The man places one hand on the lady's hip and holds the lady's opposite hand with his free hand. The lady's other hand is on the man's shoulder. The lady picks as in a toe loop jump and the man turns together with the lady. The lady may assume a stag, split or closed leg position. Unlike the star lift, a cartwheel lift consists of only a half revolution by both partners. Both partners should exit the lift on one foot. The platter lift begins with both partners facing each other. The man places his hands on the lady's hips, and the lady may place her hands on the man's wrists or shoulders. The lady must take off on one foot, and her full extension position should be arched or parallel to the ice. Both partners should exit the lift on one foot.
Group 4 Hand-to-hand position Press lift type 4Li	<ul style="list-style-type: none"> • Press lift • Loop press/back press 	In the starting position, the partners may face each other (press lift) or follow each other (loop press). Both hands of the man and lady are clasped. The lady must take off on one foot, but the lady's position in the air is free. There is no rotation on the part of the lady prior to the support position in hand-to-hand press type lifts. Both partners should exit the lift on one foot.
Group 5 Hand-to-hand position Lasso lift type 5ALi 5SLi 5TLi 5RLi 5BLi	<ul style="list-style-type: none"> • Lasso/Axel (edge) lift • Step up lasso/step overhead lift • Toe lasso/tap overhead lift • Reverse lasso (backward edge) lift • Backward lasso lift 	The difference between hand-to-hand press lifts and hand-to-hand lasso type lifts is that in the press lifts there is no rotation of the lady on her way to the top, while in the lasso lifts the lady does rotate on the way up. There are five different entries into lasso type lifts: toe entry, step entry, Axel edge entry, reverse entry and backward entry. Both partners should exit the lift on one foot. The toe entry, the step entry and the reverse lasso backward edge entry require a half revolution turn by the lady on take off. The Axel or "true" lasso and backward lasso lifts require a full revolution by the lady on the take off. Both partners should exit the lift on one foot.
Carry Lift	Allowed at junior and senior levels only	A carry lift consists of the simple carrying of one partner without rotation; only one-half a revolution of the man is allowed on the take-off and/or the exit. All holds in the carry lift are unrestricted. The carrying of one partner by the other on the back, shoulders or knees is allowed in these lifts. Carry lifts shall not be counted in the number of overhead lifts. These lifts will be considered in transitions. They do not have a value and are not limited in number in the levels where they are allowed.
Carry Feature	Allowed in the junior and senior free skate only	A carry in a lift element. The lift must have a legal hold and must rotate according to the rules (the lady must rotate at least two revolutions and the man must rotate at least one and no more than 3½ revolutions in total). One of the allowed overhead lifts in the junior and senior free skate may contain a carry, but no more. A carry feature may happen before the man rotates, in the middle of his rotation or at the end of his rotation. While the carry feature may occur at any point in the lift, to receive consideration for enhanced difficulty, the carry portion of the lift should occur once the lift has reached full extension.

Notes

Technical Requirements – Ice Dance

8000 Ice Dance Rules

U.S. Figure Skating reserves the right to incorporate revisions made by the ISU for junior and senior events. U.S. Figure Skating also reserves the right to incorporate revisions made to the ISU advanced novice dance event into the U.S. novice dance event. The revisions or clarifications made to the international judging system by the ISU may be adopted by U.S. Figure Skating at its discretion at any time after the revision or clarification is issued. For novice events, revisions or clarifications will be posted as Technical Notifications on the Members Only site and, when applicable, published in the next U.S. Figure Skating rulebook.

A. The chair of the Dance Development and Technical Committee, in consultation with the national vice chair of technical panel officials on the Domestic Officials Recruitment and Management Committee, will prepare the list of well-balanced program elements for qualifying IJS levels to correspond with the elements available each year. The list will be published as a Technical Notification on the U.S. Figure Skating website within 15 days of publication of the corresponding ISU Communication.

8001 Use of IJS

Competitions and categories that are required to use the international judging system (IJS) are listed in rule 1041.

8010 Conduct of Ice Dance Events

8011 An ice dance couple shall be composed of a lady and a man.

8020 Clothing and Equipment – Ice Dance

8021 The clothing must be modest, dignified and appropriate for athletic competitions and tests, not garish or theatrical in design. Clothing may, however, reflect the character of the music chosen.

A. The skating clothing worn in actual competition may not bear any form of advertising. However, warm-up suits may bear the name of a sponsor when the team is on the ice. The sponsor's name must not exceed 4.65 square inches (30 square centimeters).

B. The clothing must not give the effect of excessive nudity inappropriate for the discipline.

C. Men must wear full-length trousers.

D. Ladies are permitted to wear trousers.

E. Costumes of either partner must not have so much material or decoration that the body line of the skater cannot be seen.

F. Accessories and props are not permitted. Part of the costume cannot be used as a support in a dance lift.

G. The decorations on the costumes must be nondetachable, and no part of the costume or hair decoration such as flowers, headbands, ribbons, etc. (which are also a part of a costume), may fall on the ice during skating.

8022 Notwithstanding the above, adult ladies competing in any adult competition or testing any pattern dance test or free dance test may wear trousers if they so choose.

8023 *Skate blades:* Figure skating blades used during competitions and tests (or hockey skate blades used during moves in the field tests or moves in the field events at competitions) must be sharpened to produce a flat to concave cross section without change to the width of the blade as measured between the two edges. However, a slight tapering or narrowing of the cross section of the blade is permitted.

8030 Music – Ice Dance

8031 For ice dance events, music is chosen by the competitor except for pattern dances that have not been designated as a “skaters’ choice” pattern dance.

A. For pattern dances, the music must conform to the type and tempo specified in the description of the pattern dance, except as outlined for the “skaters’ choice” pattern dances, which have their own tempo regulations.

B. For pattern dances designated as “skaters’ choice” pattern dances, each couple may provide their own music for each pattern dance. Couple's chosen music may be +/- 2 beats per minute different from the tempo as stated in the description of the pattern dance and may include vocals. Each team must submit their music no later than the first official practice session for their event at each competition.

C. For the rhythm dance and free dance, see event-specific rules.

8032 For nonqualifying competitions, pattern dance music may be either vocal or orchestral, and must conform to the type and tempo specified in the description of the pattern dance. For qualifying competitions, standardized music from the ISU must be used with the exception of pattern dances designated as a “skaters’ choice” pattern dance, where the music can be an original piece, either vocal or orchestral, chosen by the skaters while conforming to the type and tempo requirements set forth by the Dance Development and Technical Committee. The Dance Development and Technical Committee will announce each season, by Governing Council, the requirements for the “skaters’ choice” pattern dances. This will include, but may not be limited to, the length of the allowable time for each pattern dance. For rhythm dance and free dance (competition and test) music, see rules 8090, 8095 and 8324 respectively.

8033 Music registration for the rhythm dance and free dance:

A. When registering their music for the rhythm dance, couples are required to list the rhythms chosen and the order in which they will be skated.

B. In addition, couples are required to submit the name of the selected music or title or theme of their free dance program.

C. This information will be given to the referee for distribution to the judges.

8040 Duration of Skating – Ice Dance

Timing starts from the moment either partner begins to move or skate. Timing stops when both skaters come to a complete stop at the end of the program.

8041 Permissible Time Allowance – Rhythm Dance and Free Dance

Skaters are allowed to finish a rhythm dance and free dance (except for adult events) within 10 seconds plus or minus the required time.

A. Any element started after the permissible time must not be marked and will have no value.

B. Should the program be 30 or more seconds short of the prescribed range, no marks will be awarded.

See rules 8913 and 1071 (C) for deductions for programs that do not finish within the range of time allowed using the 6.0 system and the IJS respectively.

8042 Permissible Time Allowance – All Adult Events

The duration of the adult free dance must not exceed the maximum time allowed, but may be less, provided that all technical elements are included.

A. Any element started after the permissible time will be considered in the marking as omitted.

B. No extra marks are obtained by extending the program to the maximum time permitted if it is unnecessary to do so.

See rules 8913 and 1071 (C) for deductions for programs that exceed the time limit using the 6.0 system and the IJS respectively.

8050 Composition of Ice Dance Events

8051 Ice dance qualifying competitions consist of:

A. Senior and junior events: rhythm dance and free dance. The rhythm dance description will be released for each competitive year by the ISU and may include a pattern dance within.

B. All other event levels: pattern dance and free dance.

8052 The rhythm dance must precede the free dance in senior and junior events. The pattern dance must precede the free dance in all other applicable events.

8060 Segments Descriptions

8070 Pattern Dance Descriptions

8071 Pattern dancing consists of skating dances with specified steps and holds that are either set pattern dances, which must be placed on the ice surface as diagrammed in the rulebook, or optional pattern dances, which may be placed on the ice surface in any relation to the ice surface that the couple desires, provided that the edges and their relationship to the continuous axis are maintained, the pattern is not distorted and is maintained for each repetition and does not place the partners in awkward positions.

8072 General Requirements for Pattern Dances

The following must be observed during the skating of pattern dances:

A. Technique:

1. **Accuracy:** The steps, edges, elements/movements and dance holds must be in accordance with the dance diagrams and descriptions. Subject to general conformity with the basic requirements, some latitude is given to allow a couple to demonstrate their own individual style. This is usually accomplished by the use of a variety of arm and/or leg movements. Movements or positions of arms and/or hands, which differ from those specified in the descriptions of the required dance holds are permitted, provided that the leading hand of the man remains in the prescribed position for the hold.
2. **Placement:** The steps of the dances must be skated in accordance with the dance diagrams and descriptions. Maximum utilization of the ice surface is desirable, which requires deep edges and good flow. There should be no apparent struggle for speed. Ice coverage must not be obtained by the use of flat or shallow edges. In a regulation-size arena (100 x 200 ft.) the couples may not cross the center line of the rink. In arenas less than regulation size, the couples may cross the center line proportionally to the width of the ice surface.
3. **Skating Skills:** Good basic skating quality is required. Deep edges should be skated with speed, flow and easy glide in an effortless manner. Cleanness and sureness of steps, edges and lobe transitions should be evident. The skater must carry the weight over the skating foot. Footwork must be neat and precise. Two-footed skating must be avoided except where it is required. Good and equal technical ability are required for both partners. The knee of the skating leg should be flexible with a rhythmic rise and fall. On chassés and progressives the feet should be lifted a small distance from the ice.
4. **Style:** Carriage should be upright, but not stiff, with the head held up. All actions should be easy and flowing and performed in an elegant manner. The dance holds (see the Dance Glossary (rule 8100)) should be firm and the fingers neither spread nor clenched. There should be no apparent struggle for speed, and speed should not be obtained at the expense of good style. The free leg should be extended, and the foot turned out and pointed down.
5. **Unison:** The couple should skate as close together as possible, keeping a constant distance between them. Body movements such as leg swings, knee bends and lean should be equal and well coordinated, and their performance should be balanced. The man should show his ability to lead and the lady to follow. **Note:** The unison requirement does not apply to solo dance track tests and events.

- B. **Timing:** The dances must be skated in strict time to the music with the start of the dance commencing with a major accent. All movement must be coordinated with the rhythm of the music so that all steps are completed without any break in continuity.
- C. **Expression:** The dance must be skated smoothly and rhythmically with the character of the music being correctly interpreted. Such interpretation shall be shown by variations in the execution of the dance movements which reflect the patterns in the music. The overall effect should be such that each pattern dance has a distinct flavor. The partners should relate to one another.

8073 Conduct of Pattern Dance Events

8074 For pattern dance events, the couples will skate each dance one couple at a time. In events with more than one pattern dance, all couples will complete one dance before the next dance is started; and the starting order of the couples will rotate in the following manner:

- A. Couples will be divided into as many sections as there are pattern dances. These sections are different than the warm-up groups (see rule 2710); although a section and a warm-up group could have the same number of skaters depending on the number of couples in the event and the number of pattern dances to be skated.
- B. If the total number of couples is not evenly divisible by the number of dances, the last section(s) will be larger.
- C. All couples will skate the first pattern dance in their respective warm-up groups, in their drawn starting order.
- D. The first couple in section two will be the first to skate the second pattern dance, and they will be followed by the remaining couples in section two, in their drawn starting order. All couples in each section will finish before the couples in the next section begin.
- E. The section beginning each subsequent pattern dance will be rotated in the same manner (so if there are three pattern dances, there will be three sections, and section three will begin the third pattern dance, followed by section one and then section two).
- F. The warm-up groups will be reset for each subsequent pattern dance based upon the new rotation order for each dance.
- G. When four or fewer couples start, these provisions may be suspended, provided all couples agree.

8075 Number of Sequences Danced in Competitions

In the initial and final round of all dance competitions, the number of sequences of the dance to be danced will be as shown in the table below:

Pattern Dance	Qualifying Competitions (except adult competitions)	U.S. Adult Championships and adult sectionals (partnered and solo)	Pattern Dance	Qualifying Competitions (except adult competitions)	U.S. Adult Championships and adult sectionals (partnered and solo)
American Waltz	2	2	Paso Doble	3	2
Argentine Tango	2	2	Quickstep	4	3
Austrian Waltz	2	2	Ravensburger Waltz	2	2
Blues	3	3	Rhumba	4	3
Canasta Tango	3	2	Rhythm Blues	3	2
Cha Cha	3	2	Rocker Foxtrot	4	3
Cha Cha Congelado	2	2	Silver Samba	2	2
Dutch Waltz	3 (with key points) or 2 (no key points)	2	Starlight Waltz	2	2
European Waltz	2	2	Swing Dance	2	2
Fiesta Tango	3	2	Tango	2	2
Finnstep	2	2	Tango Romantica	2	2
Fourteenstep	4	3	Tea-Time Foxtrot	1	1
Foxtrot	4	3	Ten-Fox	3	2
Golden Waltz	2	2	Viennese Waltz	3	2
Hickory Hoedown	3	2	Westminster Waltz	2	2
Kilian	6	4	Willow Waltz	3 (with key points) or 2 (no key points)	2
Midnight Blues	2	2	Yankee Polka	2	2

- A. In the event that a couple does not execute the number of required sequences for the designated pattern dance:
1. The pattern dance will be considered finished when the couple has completed its final pose, or the skaters leave the ice, or in the opinion of the referee, the skaters have completed the skating of the dance and the music is stopped.
 2. The missing sequences/sections will not be entered in the data calculations (for IJS events).

3. Since there will be no data entered for calculation purposes, it will not be necessary for the technical panel to “call” the missing sections (in IJS events).
 4. Printed protocol will acknowledge only the sequences/sections skated (in IJS events).
 5. The judges are to reflect the missing sections in the component marks.
 6. This does not preclude rules 1400-1403.
- B. In a nonqualifying competition the referee may vary the number of sequences to meet current conditions, in which case the judges and all entrants will be informed before the warm-up of the first dance.
 - C. When pattern dances are included in the final round, the referee will determine whether the number of sequences is to be the same as those specified for the initial round or increased by one or two sequences taking into account the number of dances and couples and whether the couples are to dance one at a time or in groups of two to four.

8076 Side to Start

The referee will announce in advance the side of the ice surface on which each pattern dance will start. If a couple begins to perform the first pattern on the incorrect side, the following actions are to be followed:

- A. The referee must signal the couple to stop. The couple must stop skating at the signal of the referee. The music must stop, and the judges and technical panel must cease their evaluations. The referee will instruct the couple of the direction in which to start the dance.
- B. The couple will be allowed to restart the entire dance, including the introduction, in the correct direction.
- C. If there were any calls by the technical panel during the first start of the pattern dance prior to the referee stopping the couple, the technical panel will have these calls removed from the computer. Any judges scores that were entered will have to be cleared out, too.
- D. If the referee does not signal the couple to stop, and they continue to perform the pattern dance on the incorrect side of the ice, the technical panel will call the pattern dance in the order as skated, without penalty with respect to the order of the patterns.

8077 Introductory Steps

- A. For pattern dances, when using ISU music, the introductory period may be up to eight measures with an unlimited number of steps.
 1. All pattern dances may be started with optional introductory steps/movements which must not exceed the introductory phrasing (eight measures) of the particular tune (unless otherwise specified).
 2. The judges must penalize couples exceeding an eight-measure introduction. The Finnstep is an exception to this rule due to the introductory phrasing of the ISU’s official Finnstep music, which is less than eight measures. The deduction for the introductory steps exceeding the introductory phrasing does not apply to this dance.
- B. For pattern dances, when using “skaters’ choice” music, the introductory and ending period is not restricted to eight measures; however, the overall skating time cannot exceed the maximum time listed on the “Skaters’ Choice Pattern Dance Timing Chart.”

8078 On ice surfaces measuring less than 100 feet wide, an allowance of one-half of the difference in width (from 100 feet) shall be allotted to skaters with respect to midline crossings and the location of pattern re-starts when the location of such a re-start is specified in the dance diagram (e.g. the Quickstep). The referee shall inform the judges of this allowance prior to the start of the pattern dance segment, and the judges shall not deduct for midline crossings and re-starts that fall within that allowance. However, other types of pattern distortions (for set pattern dances) or pattern shifts are not acceptable and must be appropriately penalized by the judges.

8079 The following special rules shall apply:

- A. When the Fourteenstep is competed (initial round or final round) using the IJS, the dance must be executed using one swing roll. Skaters taking dance tests must use one swing roll.
- B. When two or more couples skate the Fourteenstep as a group, the dance will be danced with two rolls along each side of the ice surface, i.e. 18 steps in all. Otherwise, only one roll along each side of the ice surface will be permitted, i.e. 14 steps.
- C. The pattern of the American Waltz, European Waltz and Tango have been standardized to the ISU pattern as shown in the diagrams. All three are described as optional pattern dances. However, when any of these dances are selected (initial round or final round) to be competed at a competition where the IJS is being used, the starting point of the dance must be as shown in the tests book. In competitions where the IJS is not used, these dances may be skated with optional starting points. Skaters taking any of these tests can also use an optional starting point.

8080 In addition:

- A. In initial or final rounds of competitions consisting of pattern dances where more than one couple is skating the dance on the same surface at the same time, couples shall be penalized for serious interference with other couples in crossing the midline of the ice surface or through other fault.
- B. If two or more couples desire to start a given dance at substantially the same place on the ice surface, the couples shall start at least three measures of music apart in an order mutually agreed upon or, in the absence of mutual agreement, in an order designated by the referee.

8081 Selection and Posting of Pattern Dances

- A. For novice, intermediate, juvenile, pre-juvenile and adult partnered dance events, the chair of the Dance Development and Technical Committee will announce the pattern dances for the upcoming competitive season no later than the spring Board of Directors meeting. For adult solo dance events, the chair of the Adult Skating Committee will announce the

- pattern dances for the upcoming competitive season no later than the spring Board of Directors meeting.
- B. Unless previously stated in the announcement for a nonqualifying competition, the referee shall make the selection of pattern dances utilizing a closed draw. This information shall be announced and posted at the first official practice session of the competition.
- C. The order in which the two pattern dances of a nonqualifying event will be skated shall be specified in the announcement.

8082 Pattern Dances Drawn for 2021-22

Event level	Sectional Ice Dance Challenge, U.S. Ice Dance Final
Novice	Westminster Waltz Blues
Intermediate	European Waltz Rocker Foxtrot
Juvenile	Fourteensstep Willow Waltz

Event Level	Sectional Ice Dance Challenge* Initial Round	Sectional Ice Dance Challenge* Final Round
Pre-Juvenile	Rhythm Blues Canasta Tango	Cha Cha Swing Dance

ADULT PARTNERED PATTERN DANCE EVENTS		
Event Level	Adult Sectional Championships and U.S. Adult Figure Skating Championships	
Championship Adult	Kilian Westminster Waltz	
Adult Gold	Paso Doble Westminster Waltz	
Adult Pre-Gold	Rocker Foxtrot Kilian	
Masters Open	Westminster Waltz Rhumba	
	Initial Round	Final Round
Adult Silver	Foxtrot American Waltz	Blues
Adult Pre-Silver	Willow Waltz Hickory Hoedown	Foxtrot
Adult Bronze	Cha Cha Ten-Fox	Hickory Hoedown
Adult Pre-Bronze	Dutch Waltz Rhythm Blues	Fiesta Tango
Centennial	European Waltz Rocker Foxtrot	Blues

ADULT SOLO PATTERN DANCE EVENTS		
Event Level	Adult Sectional Championships and U.S. Adult Figure Skating Championships	
Adult Gold	Kilian Westminster Waltz	
Adult Pre-Gold	Rocker Foxtrot Starlight Waltz	
Adult Silver	Foxtrot Tango	
Adult Pre-Silver	Ten-Fox European Waltz	
Adult Bronze	Fiesta Tango Ten-Fox	

*Pre-juvenile dance is considered a nonqualifying event and is held at sectional ice dance challenges only at the discretion of the local organizing committee.

8090 Rhythm Dance Description

If these general requirements do not conform to ISU regulations, and as revised by ISU Communications, the ISU requirements prevail. U.S. Figure skating rules referenced do apply.

- A. The rhythm dance is a dance created by a couple to music with designated rhythms and/or themes. The dance must:
1. Reflect the character of the selected dance rhythm(s) or theme(s),
 2. Be translated to the ice by demonstrating technical skill with steps and movements along with flow and the use of edges, and
 3. Fit the phrasing of the music.
- Couples must skate primarily to the rhythmic beat. The dance will contain required elements specified for each level. Elements should be integrated into the composition of the dance so the concept and choreography must produce the feeling of a unified dance.
- B. The music for the rhythm dance, including music for the specified pattern dance (if required) is to be provided by the couple. The music may be vocal and must be suitable for ice dance as a sport discipline. The music must have the following characteristics:
1. Only dance music with an audible rhythmic beat may be used. The music may be without an audible rhythmic beat for up to 10 seconds at the beginning of the program.
 2. The music must be selected in accordance with the designated rhythm(s) and/or theme(s).
 3. The music selected must have a constant tempo and be in accordance with the specified tempo, when applicable.
- Rhythm dance music that does not adhere to these specifications will be penalized by deduction(s) (see rule 1071 (C)(2)).
- C. For the 2021-22 season, the pattern must proceed in a generally constant direction and must cross the long axis of the ice surface once at each end of the rink, within no more than 30 meters (short axis) of the barrier.
1. Loops are permitted provided they do not cross the long axis.
 2. The couple may cross the long axis at the entry and/or exit to the Style B step sequence and at the entry to the pattern dance element.
 3. Crossing the long axis while performing Steps #7-8 for the lady and man in the pattern dance element Midnight Blues (senior rhythm dance) is not considered as a pattern violation.
- D. All dance steps, turns, rotations and changes of position are permitted, provided that they are appropriate to the designated rhythm(s) and the music chosen. Repetition of any steps, turns and movements is permitted. Difficult, original, varied and intricate footwork is required for both skaters.
- E. There are no restrictions on dance holds (or variation thereof). Skating in hand-in-hand with fully extended arms is permitted only if in the character of the rhythm chosen, but must not be used excessively.
- F. Partners must not separate except to change hold or to perform required elements requiring a separation. The distance between partners during such separations should not exceed two arms lengths. Change of hold and turns as transitional elements must not exceed the duration of one measure of music. Separations at the beginning and/or end of the program may be up to 10 seconds in duration without restrictions on the distance of the separation, unless otherwise specified.
- G. After the clock is started with the first movement, the couple must not remain in one place for more than 10 seconds at the beginning and/or end of the program. During the program, up to two full stops of up to five seconds each or up to one full stop of up to 10 seconds are permitted. During a stop, the couple may or may not touch each other, and choreography may be stationary or slightly moving in any direction. A dance spin or choreographic spinning movement that does not travel will be considered as a stop.
- H. The program must be developed through skating skill and quality rather than through non-skating actions such as sliding on one knee or use of toe steps, which should be used only to reflect the character of the dance and underlining rhythm and nuances of the chosen music. Programs should be choreographed to all sides of the arena and not only focused to the judges' side.
- I. Touching the ice with the hand(s) is not permitted, unless otherwise allowed and published on the Members Only site.
- J. Kneeling or sliding on two knees and/or sitting on the ice is not allowed and will be considered a fall unless otherwise published on the Members Only site.
- K. The concept and choreography must produce a feeling of a unified dance. The pattern dance elements may be skated anywhere in the rhythm dance and should be integrated into the composition of the dance so that there should not be the feeling that there are just rhythms put together without thought of how they fit together.

8095 Free Dance Description

If these general requirements do not conform to ISU regulations, and as revised by ISU Communications, the ISU requirements prevail. U.S. Figure skating rules referenced do apply.

- A. A free dance is the skating by the couple of a creative dance program blending dance steps and movements expressing the character/rhythm(s) of the dance music chosen by the couple.
- B. The free dance must contain combinations of new or known dance steps and movements including required elements composed into a well-balanced, whole unit displaying excellent skating technique and the personal creativity of the couple in concept, arrangement and expression. The program, including required elements, must be skated in time and phase with the music. The couple should skate primarily in time to the rhythmic beat of the music and not to the melody alone.
- C. The choreography should clearly reflect the dance character, accents and nuances of the chosen dance music, demonstrating a close relationship between partners with obvious, distinct changes of mood and pace with variations in speed and tempo. The program must utilize the full ice surface.
- D. The free dance must not have the concept of a pair or show program.
- E. The music for free dance at all levels may be vocal, must be suitable for ice dance as a sport discipline and must have the following characteristics:
 - 1. An audible rhythmic beat and melody, or audible rhythmic beat alone, but not melody alone. It may be without an audible rhythmic beat for up to 10 seconds at the beginning or end of the program and up to 10 seconds during the program.
 - 2. At least one change of tempo/rhythm and expression. This change may be gradual or immediate, but in either case it must be obvious. This requirement does not apply to intermediate, juvenile, pre-juvenile or adult levels.
 - 3. All music, including classical music, must be cut/edited, orchestrated or arranged in a way that it creates an interesting, colorful and entertaining dance program with different dance moods or a building effect.
 - 4. Must be suitable for the couple's skating skills and technical ability.Free dance music that does not adhere to the requirements in rule 8095 (E) will be penalized by a deduction as outlined in rule 1071 (C)(2).
- F. All steps and turns are permitted. Deep edges and intricate footwork displaying skating skill, difficulty, variety and originality that constitute the distinct technical content of the dance must be included in the program and performed by both partners. In the interest of the public in the arena, programs should be choreographed to all sides of the arena and not only focused on the judges' side.
- G. All elements and movements are allowed provided that they are appropriate to the character of the music and the concept of a well-balanced program and in accordance with the definitions in the Dance Glossary (see rule 8100).
- H. The number of separations to execute transitional footwork or moves is not restricted. The distance between the partners should not exceed two arm lengths (except during choreographic character step sequence). The duration of each such separation, outside of the required elements requiring a separation, must not exceed five seconds. Separations at the beginning and/or end of the free dance may be up to 10 seconds in duration without restriction on the distance of the separation, unless otherwise allowed and published on the Members Only site.
- I. All changes of hold are allowed. Many and varied dance holds increase the difficulty of the program and therefore should be included. Skating face to face is considered to be more difficult than skating side by side, hand in hand, separately or one following the other.
- J. After the clock is started with the first movement, the couple must not remain in one place for more than 10 seconds. During the program, unlimited full stops with a maximum of five seconds each in duration are permitted.
- K. The program must be developed through skating quality rather than through non-skating actions such as sliding on one knee or use of toe steps which should be used only to reflect the character of the dance and underlining rhythm and nuances of the chosen music.
- L. Touching the ice with the hand(s) is not allowed except during the choreographic sliding movement and the choreographic character step sequence.
- M. Kneeling or sliding on two knees, or sitting on the ice is not allowed and will be considered a fall (except the choreographic sliding movement or unless otherwise announced on the Members Only site).

8100 Dance Glossary

NOTE: Notwithstanding reference to gender within these dance terms, pattern dance tests may be taken with a partner of the same gender.

8101 Axes

- A. **Long Axis/Longitudinal Axis:** A straight line that divides the ice surface into two halves lengthwise (midline).
- B. **Short Axis:** A straight line that divides the ice surface into two halves crosswise.
- C. **Continuous Axis:** An imaginary line running around the ice surface that serves as the basis for the dance pattern. Usually in pattern dances and rhythm dance the continuous axis consists of two lines running parallel to the long axis of the ice surface, approximately halfway between long axis and the sides. These lines are joined at each end of the ice surface by a semi-circle. These semi-circles are flattened in some dances so that they run parallel to the ends of the ice surface. In circular dances, such as the Kilian, the continuous axis approximates a circle. The continuous axis of the Paso Doble is an oval.
- D. **Transverse Axis:** An imaginary line intersecting the continuous axis of a dance at right angles.

8102 Pattern

The pattern of a dance is the design of the dance on the ice.

- A. **Set Pattern Dance:** A pattern dance for which the location, direction and curvature of all edges to be skated are designated in the diagram. This diagram must be followed as closely as possible.
- B. **Optional Pattern Dance:** A pattern dance for which the pattern may be altered by a couple provided that the original step sequences, positions and timing are maintained. Each repetition of the altered pattern must be executed in the same manner, and the restart must be commenced from the same place.
- C. **Lobe:** Any sequence of steps on one side of the continuous axis that is approximately semi-circular in shape.
- D. **Rim/Edge/Border Dance:** A dance with a step sequence that requires a shorter or longer distance than is available in one circuit of the rink. The second sequence, therefore, will not begin at the original starting point of the dance.

8103 Series of Steps

- A. **Introductory Steps:** All pattern dances may be started with optional introductory steps. They must not exceed the introductory phrasing. This does not apply to pattern dance elements.
- B. **Start of Pattern Dance:** The first step of the pattern dance after the introductory steps.
- C. **Sequence:** The set order of the prescribed steps/turns that compose one pattern (sequence) of a pattern dance.
- D. **Step Sequence:** A series of prescribed or unprescribed steps, turns and movements in a rhythm dance or a free dance, step sequences are divided into types, groups and styles.
 - 1. There are the following types of step sequences which may be skated either in hold or not-touching.
 - a. **Step Sequence in Hold:** Must be skated in any dance holds or variations thereof (unless otherwise specified). Any separation to change a hold must not exceed one measure of music.
 - b. **Not Touching Step Sequence:** Must incorporate mirror and/or matching footwork. Both partners may cross each other's tracing(s) and may switch from matching footwork to mirror and vice versa (unless otherwise specified). The partners should remain as close together as possible, but they must not touch. The distance between the partners should generally not be more than two arms lengths apart, except for short distances when the partners are performing edges and turns in opposite directions.
 - 2. **Types of Step Sequences** are divided into groups:
 - a. **Group A: Straight Line Step Sequences**
 - i. **Diagonal:** Skated as fully corner to corner as possible
 - ii. **Midline:** Skated along the full length of the ice surface on the long axis or short axis
 - b. **Group B: Curved Step Sequences**
 - i. **Circular:** May be skated in clockwise or counterclockwise direction, utilizing the full width of the ice surface on the short axis of the rink.
 - ii. **Serpentine:** Commences in either direction (clockwise or counterclockwise) at the long axis at one end of the rink and progresses in three bold curves or in two bold curves (S-shaped) and ends at the long axis of the opposite end of the rink; the pattern utilizing the full width of the ice surface.
 - c. **Group C: Partial Step Sequences**
 - i. **Pattern Dance Type Step Sequence:** Performed on the ice surface anywhere or as prescribed.
 - 3. **Style of Step Sequences:** Characteristics of levels of step sequences, organized as styles, are technical requirements with ongoing validity.

Any variation or combination of groups, or other groups of step sequences will be described and published on the Members Only site.
- E. **Section:** A part of a sequence of a pattern dance.
- E. **Pattern Dance Element:** A series of prescribed steps, turns and movements in a rhythm dance, consisting of a sequence of a pattern dance, a section of a pattern dance or a combination of steps/turns from a pattern dance.

8104 Steps

- A. **Step:** The visible tracing on the ice that is executed on one foot. It may consist of an edge, change of edge, a turn on one foot such as a three-turn or counter, or a flat (which usually is not acceptable).
1. **Edge:** The visible tracing of a skate on one foot that is on one curve.
 2. **Change of edge:** The visible tracing of a skate on one foot that changes from one curve and edge to a different curve and edge.
 3. **Flat:** The visible double tracing of a skate on one foot that is straight.
- B. **Open Stroke (opS):** A step started beside the skating foot and not crossed forward or behind.
- C. **Cross Stroke (XS):** A forward or backward step started with the feet crossed so that the impetus or power is gained from the outside edge of the foot that is becoming the free foot. (Note: The legs cross above the knees.)
- D. **Crossed Step In Front (XF):** A step in which the free foot is placed on the ice on the outer edge side of the skating foot with the free leg tightly crossed in front of the skating leg (note: the legs cross below the knees).
- E. **Crossed Step Behind (XB):** A step in which the free foot is placed on the ice on the outer edge side of the skating foot with the free leg tightly crossed behind the skating leg (note: the legs cross below the knees).
- F. **Chassé**
1. **Simple Chassé (Ch):** A series of two edges (usually outside, inside) in which, on the second edge, the free foot is placed on the ice beside the skating foot, but not ahead of or behind it, and the free foot is lifted with the blade parallel to the ice.
 2. **Crossed Chassé (XCh):** The same as the simple chassé, except that on the second step, the free foot crosses the skating foot (crossing behind if the skater is skating forward, and crossing in front if the skater is skating backward).
 3. **Slide Chassé (slCh):** The same as the simple chassé, except that on the second step, the free foot slides off the ice in front of the skating foot when the skater is skating forward and to the back if the skater is skating backward (e.g. man's Step 32 of the Starlight Waltz).
- G. **Progressive or Run or Crossover (Pr or Run):** A step or sequence of steps on the same lobe and in the same direction, in which the free foot, during the period of becoming the skating foot, strikes the ice beside and travels past the skating foot, thus bringing the new free foot off the ice trailing the new skating foot, and in such a manner that some impetus is gained from the edge of the foot which is becoming the free foot.
- H. **Roll (R):** A short or long forward or backward edge.
1. **Swing Roll (SwR):** A roll held for several beats of music during which, when skating backward, the free leg lifts and then first swings forward, then backward past the skating foot, then back beside to skate the next step. When skating forward, the free leg first swings backward, then forward, and then back besides to skate the next step. The swing of the leg gives the sense of a rolling movement.
 2. **Cross Roll (forward/backward) (CR):** A roll started with the action of the free foot approaching the skating foot from the side and passing continuously the skating foot on the ice to the next outside curve. At the same time, the body weight transfers from one outside curve to the new outside curve to create a "rolling movement". Following this movement, an outside edge is required.
- I. **Slip Step:** A step skated in a straight line with the blades of both skates being held flat on the ice. The weight is over the skating leg, which may be well bent or straight, while the free foot slides forward on the ice to full extension.
- J. **Toe Step:** A step where the skater steps from one toe to the other without jumping.

8105 Turns

A. One Foot Turn

1. **Three-Turn:** A turn executed on one foot from an outside edge to an inside edge or an inside edge to an outside edge, with the exit curve continuing on the same lobe as the entry curve. The skater turns in the direction of the curve.
2. **American Waltz Type Three-Turn:** A three-turn from an outside edge in which the free leg is extended and the toe and hip are well turned out and held over the tracing. The instep of the free foot is drawn close to the heel of the skating foot as the turn is made. After the turn onto an inside edge, the free foot is extended back of the tracing before being brought back beside the skating foot in time for the next step.
3. **European Waltz Type Three-Turn:** A three-turn which begins as in rule 8105 (A)(2). After the turn, the back inside edge is held for one beat before the weight is transferred to the free foot as it becomes the skating foot.
4. **Ravensburger Waltz Type Three-Turn:** An inside three-turn which begins as in 8105 (A)(2) with the free leg extended over the tracing and left behind during the turn, and swings through after its completion in front of the tracing, before being brought back beside the skating foot in time for the next step.
5. **Touchdown Three-Turn:** A three-turn in which the weight is almost immediately transferred to the free foot as it becomes the skating foot for the next step. The turn is made from a forward outside three to the backward outside edge of the opposite foot without full weight transfer, then the skater immediately steps forward onto the original foot (e.g. Steps 1 and 2 of the Austrian Waltz). Such a sequence may be skated with forward or backward, inside or outside three-turns. May be skated alone or as a couple side by side.
6. **Walk-Around Three-Turns:** Three-turns turned by a couple at the same time around a common axis. The partners skate these turns in waltz hold (e.g. Step 31 in the Austrian Waltz) or offset in partial tango hold (e.g. Steps 1 to 5 in the Golden Waltz).
7. **Bracket (Br):** A turn made on one foot from forward to backward (or backward to forward) from one edge of one character to an edge of another character, i.e. outside to inside or inside to outside, where the body rotation is counter

to the natural direction of progress causing the cusp to point outward from the center of the lobe curvature. The edge before and after the turn is on the same lobe.

8. **Rocker (Rk/Roc):** A turn made on one foot from a forward to backward (or backward to forward) edge maintaining the same character, i.e. inside to inside or outside to outside, where the body rotation is in the same direction as the natural progress causing the cusp to point toward the center of curvature of the first lobe. The edge before and after the turn is on different lobes having opposite directional curvature.
9. **Counter (Ctr):** A turn made on one foot from a forward to backward (or backward to forward) edge maintaining the same character, i.e. inside to inside or outside to outside, where the body rotation is counter to the natural direction of progress causing the cusp to point outward from the center of curvature of the first lobe. The edge before and after the turn is on different lobes having opposite directional curvature.
10. **Swing Rocker and Swing Counter (swRk/Roc/swCtr):** A rocker or counter in which the free leg is swung past the skating foot before the turn is executed, and after the turn, is either swung forward past the skating foot and held over the tracing or is held behind the skating foot in line with the tracing.

B. Two Foot Turn: A rotational movement from one foot to the other foot in which the skater moves forward to backward or backward to forward.

1. **Mohawk (Mo):** A turn from one foot to the other in which the entry and exit curves are continuous and of equal depth. The change of foot is from an outside edge to an outside edge or from an inside edge to an inside edge.
 - a. **Open Mohawk (opMo):** A mohawk in which the heel of the free foot is placed on the ice at the inner side of the skating foot, the angle between the two feet being optional. Following the weight transfer, the immediate position of the new free foot is behind the heel of the new skating foot (e.g. the man's Steps 8 and 9 and the lady's Steps 12 and 13 of the Fourteenstep).
 - b. **Closed Mohawk (clMo):** A mohawk in which the instep of the free foot is brought to the heel of the skating foot until the free foot is placed on the ice behind the heel of the skating foot. Following the weight transfer, the immediate position of the new free foot is in front of the new skating foot (e.g. Steps 11 and 12 of the Rocker Foxtrot).
 - c. **Swing Mohawk (swMo):** An open or closed mohawk in which the free leg swings forward closely past the skating leg, and then back to the skating foot to execute the turn (e.g. Steps 20 and 21 of the Tango).
2. **Choctaw (Cho):** A turn from one foot to the other in which the curve of the exit edge is opposite to that of the entry edge. The change of foot is from outside edge to inside edge or inside edge to outside edge. Unless otherwise specified in the dance description, the free foot is placed on the ice close to the skating foot. The entry and exit edge are of equal depth.
 - a. **Open Choctaw (opCho):** A choctaw in which the free foot is placed on the ice on the inner side of the skating foot. Following the weight transfer the immediate position of the new free foot is behind the heel of the new skating foot.
 - b. **Closed Choctaw (clCho):** A choctaw in which the instep of the free foot is brought to the heel of the skating foot until the free foot is placed on the ice behind the heel of the skating foot. Following the weight transfer the immediate position of the new free foot is in front of the new skating foot (e.g. Steps 12 and 13 of the Blues).
 - c. **Swing Choctaw (swCho):** An open or closed choctaw in which the free leg swings forward closely past the skating leg and then back to the skating foot to execute the turn (e.g. Steps 5 and 6 [first part] of the Quickstep).
 - d. **Crossed Open Choctaw (XopCho):** A choctaw in which the outside of the free foot is held in front of and at right angles to the skating foot. The hip is open after the turn. It may be wide-stepped (e.g. Steps 11 and 12 of the Rhumba).

C. Twizzle (Twz): A traveling turn on one foot with one or more rotations, which is quickly rotated with a continuous (uninterrupted) action. The weight remains on the skating foot with the free foot in any position during the turn, and then placed beside the skating foot to skate the next step. A series of checked three-turns is not acceptable, as this does not constitute a continuous action. If the traveling action stops during the execution, the twizzle becomes a solo spin (pirouette). The four different types of entry edges for twizzles are: (1) forward inside (FI); (2) forward outside (FO); (3) backward inside (BI); (4) backward outside (BO).

D. Twizzle-Like Motion: While the body performs one full continuous rotation the skating foot technically executes less than a full turn followed by a step forward.

E. Turn Sequences

1. Set of Twizzles

- a. **Set of Synchronized Twizzles:** A series of two twizzles by each partner with up to three small steps between twizzles;
- b. **Set of Sequential Twizzles:** A series of two twizzles by each partner with up to one step between twizzles. For both 1 and 2: Each twizzle must be at least one full rotation on one foot performed simultaneously (at the same time) by both partners. Any variation or combination of twizzles will be published on the Members Only site.

2. One Foot Turns Sequence: Specified turns performed on one foot by each partner simultaneously, in hold or separately.

F. Solo Spin (Pirouette): A spinning movement performed on one foot on the spot by one partner alone (without the assistance of the other partner) or by both partners simultaneously (around separate centers).

G. Cusp: The V-shaped portion of the tracing which occurs at the mid-point of a turn skated on one foot.

8106 Dance Spins, Dance Lifts, Jumps and Dance Jumps, Movements and Choreographic Elements

A. Dance Spin

1. **Spin:** A spin skated by the couple together in any hold. It should be performed on the spot around a common axis on one foot by each partner simultaneously.
2. **Combination Spin:** A spin performed as above after which both partners make one change of foot simultaneously and further rotations occur.
3. **Basic Positions in Dance Spins:**
 - a. **Upright Position:** Performed on one foot with skating leg straight or slightly bent and upper body upright (on a nearly vertical axis), arched back or bent to the side.
 - b. **Sit Position:** Performed on one foot with skating leg bent in a one-legged crouch position and free leg forward, to the side or back.
 - c. **Camel Position:** Performed on one foot with skating leg straight or slightly bent and body bent forward and free leg extended or bent upward on a horizontal line or higher.

Any variation or combination of dance spins will be published on the Members Only site.

B. Leg and Foot Positions:

1. **Coupée:** The free foot is held up in contact with the skating leg from an open hip position so that the free foot is at a right angles to the leg of the skating foot;
2. **Passé:** The free foot is brought up to the side of the skating leg from a closed hip position so that the free foot is parallel to the leg of the skating foot;
3. **Attitude:** The free leg is bent, and brought up out and behind at a ninety degree angle to the leg of the skating foot.

C. Dance Lift: A movement in which one of the partners is elevated with active and/or passive assistance of the other partner to any permitted height sustained there and set down on the ice. Any rotations and positions and changes of such positions during the lift are permitted. Lifts should enhance the music chosen and express its character and should be performed in an elegant manner without obvious feats of strength and awkward and/or undignified actions and poses.

1. Types of dance lifts are classified as follows:
 - a. **Short Lifts:** The duration of the lift should not exceed seven seconds:
 - i. **Stationary Lift:** A lift that is executed on the spot (stationary location) by the lifting partner who may or may not be rotating.
 - ii. **Straight Line Lift:** A lift in which the lifting partner travels in a straight line in any position on one foot or two feet.
 - iii. **Curve Lift:** A lift in which the lifting partner travels on one curve (lobe) in any position on one foot or two feet.
 - iv. **Rotational Lift:** A lift in which the lifting partner rotates in one direction (clockwise or counterclockwise) while traveling across the ice.
 - b. **Combination Lifts:** The duration of the lift should not exceed 12 seconds: A lift combining:
 - i. Two rotational lifts in different directions;
 - ii. Two curve lifts on two different curves, forming a serpentine pattern
 - iii. Two different types of short lifts (see rule 8107 (B)(1))

Any variation or combination of dance lifts will be published on the Members Only site.

D. Jumps and Dance Jumps:

1. **Dance Jump:** A jump of not more than one revolution.
2. **Jump Entry:** A jump of not more than one-and-a-half revolutions, performed by one partner as an entry to a required element unless otherwise specified.
3. **Jump Exit:** A jump of not more than one-and-a-half revolutions, performed by one partner as an exit from a required element unless otherwise specified.
4. **Hop:** A small jump without revolution.

E. Types of Movements

1. **Crouch:** A two footed movement in which a skater travels along the ice with both legs bent at an angle.
2. **Ina Bauer:** A two-footed movement in which a skater travels along the ice with one foot on a forward edge/tracing and the other on a matching backward edge/tracing on a different but parallel tracing.
3. **Lunge:** A movement in which a skater travels along the ice with one leg bent and the other leg directed behind with the boot/blade touching the ice.
4. **Pivot:** A two-footed movement in which the toe picks of one foot are inserted into the ice by a skater as a central pivoting point while the other foot travels in a circular pattern around the pivot point.
5. **Shoot the Duck:** A one foot movement in which a skater travels along the ice with one leg in a strongly bent position and the other leg directed forward parallel to the ice.
6. **Spread Eagle:** A two-footed movement in which a skater travels along the ice with one foot on a forward edge/tracing and the other on a matching backward edge/tracing on the same tracing.

- E. **Choreographic Element:** A listed or unlisted movement or series of movement(s) as specified.
1. **Choreographic Lift:** Dance lift of minimum three seconds and up to 10 seconds performed in a junior or senior free dance after all of the other required dance lifts. The choreographic dance lift will be awarded a fixed based value and evaluated by the judges in GOE only.
 2. **Choreographic Spinning Movement:** spinning movement performed anywhere in the program, during which both partners perform at least two continuous rotations in any hold, The following requirements apply:
 - a. On one foot or two feet or one partner being elevated for less than two rotations, or a combination of the three;
 - b. On a common axis which may be moving.
 3. **Choreographic Twizzling Movement:** twizzling movement performed after the required set of twizzles, composed of two parts. The following requirements apply:
 - a. For both parts: on one foot or two feet or a combination of both;
 - b. For the first part: at least two continuous rotations performed simultaneously and both partners must travel (cannot be on the spot);
 - c. For the second part: at least one of the partners has to perform at least two continuous rotations, and one or both partners can be on the spot or traveling or a combination of both.
 4. **Choreographic Sliding Movement:** performed anywhere in the program, during which both partners perform controlled sliding movements on the ice. The following requirements apply:
 - a. Sliding movement by both partners at the same time on any part of the body for at least two seconds. The start and end of the choreographic sliding movement do not have to be performed simultaneously.
 - b. May be in hold or not touching, or a combination of both, and may also rotate.
 - c. Sliding on two knees or any part of the body will not be considered as a fall/illegal element by the technical panel during this element.
 - d. Sliding movement which finishes as a stop on two knees or sitting/lying on the ice is identified as a choreographic sliding movement, and a deduction for fall/illegal element is applied.
 - e. Performing basic lunge movement by both partners at the same time will not be considered as a choreographic sliding movement.
 5. **Choreographic Character Step Sequence:** The following requirements apply:
 - a. Performed anywhere in the program;
 - b. Must be placed around the short axis (within 10 meters on either side of the short axis) and must proceed from barrier to barrier. The requirement from barrier to barrier is fulfilled when at least one of the partners is not more than two meters from each barrier;
 - c. May be in hold or not touching;
 - d. Touching the ice with hand(s) is allowed;
 - e. Distance between partners is permitted as a maximum of four arms lengths apart (four meters).

8107 Dance Holds

A. Hand-in-Hand Hold:

1. Facing in the same direction: The partners face in the same direction and are skating side by side or one behind the other with their arms extended and their hands clasped. A variation of this is the arm-in-arm side-by-side position.
2. Facing in the opposite direction: The partners usually face each other while one skates backward and the other skates forward with the arms extended to the side, but sometimes the position can be skated back to back (e.g. Cha Cha Congelado).

B. Closed (or Waltz) Hold: The partners are directly opposite each other. One partner faces forward while the other partner faces backward. The man's right hand is placed firmly on his partner's back at her shoulder blade with the elbow raised and the arm bent sufficiently to hold the lady close to him. The left hand of the lady is placed at/on the shoulder of the man so that her arm rests comfortably, elbow to elbow, on his upper arm. The left arm of the man and the right arm of the lady are extended comfortably at shoulder height. Their shoulders remain parallel.

C. Foxtrot Hold:

1. **Open (or Foxtrot) Hold:** The hand and arm positions are similar to those of the closed or waltz hold. The partners simply turn slightly away from each other so that they both face in the same direction.
2. **Crossed Foxtrot Hold:** The partners are in the same position as above except that the man's right arm passes behind the lady with his right hand on her right hip, and the lady's left arm passes behind the man with her left hand on his left hip.

D. Outside (or Tango) Hold (O.S.): The partners face in opposite directions, one partner skating forward, the other partner skating backward. However, unlike the closed hold, the partners are offset with the man to the right or left of the lady so that the front of his hip is in line with the front of her corresponding hip. Tight hip-to-hip position is undesirable since it impedes flow.

E. Kilian Hold:

1. **Kilian Hold:** Partners face in the same direction, lady at right of man, man's right shoulder behind lady's left. Lady's left arm is extended in front across man's body to his left hand, while his right arm is behind her back, both right hands clasped and resting at her waist over her hip bone.
2. **Reversed Kilian Hold:** Basic position same as Kilian position except that the lady is at the man's left.
3. **Open Kilian Hold:** Basic position as in Kilian position. The man's left hand holds the lady's left hand with his right

hand resting over the lady's left hip or behind her back. The lady's right arm is extended. This hold may also be reversed.

- 4. **Crossed Kilian Hold:** Basic position as in Kilian position. Lady's left arm is extended in front across man's body to his left hand, while his right arm is extended in front across her body, both right hands clasped and resting over her right hip bone. This crossed position may also be skated in reverse.
- 5. **High Kilian Hold:** A Kilian hold in which one part of the joined hands are elevated to slightly above shoulder height with the elbows slightly bent.

- E. **Leading Hand:** The leading hand of the man is the right hand except in the case of "reversed" hold when it is the left hand.
- G. **Promenade:** A type of progressive skated in open hold by a couple on the same or opposite feet, derived from a similar forward walking movement in some ballroom dances.
- H. **Partial Outside Hold (Part O.S.):** Similar to outside position except that the bodies of both partners are rotated toward each other so that the hips are not perpendicular to, but are at an angle to the tracing, and the partner skating backward is slightly ahead of the partner skating forward.
- I. **Reversed Outside (or Reversed Tango) Hold (Rev. O.S.):** Partners skate hip to hip perpendicular to the tracing in opposite directions (as in normal outside position) with the man to the left of the lady.
- J. **Alternating Outside Hold (Alt. O.S.):** Partners alternate from outside position to reversed outside, or vice versa, during the same step.
- K. **Swing (sw):** An edge held for several beats of music during which the free foot moves past the skating foot before it is placed on the ice beside the skating foot. Unlike the swing roll, the edge is skated on the same lobe as the previous edge.
- L. **Scissors (Siz):** A step skated in a straight line with the blades of both skates held flat on the ice, the weight placed on the skating leg having a well-bent knee, and the free foot slid forward on the ice to full extension.
- M. **Wide Step (*):** A wide step between two edges.

8108 Illegal Elements/Movements/Poses – Rhythm Dance and Free Dance

The following movements and/or poses are illegal in the rhythm dance, free dance and pattern dances, including the introductory and concluding steps, unless otherwise stated:

- A. Sitting on the partner's head;
 - B. Standing on partner's shoulder;
 - C. Lifted partner in an upside down split pose (with sustained angle between thighs more than 45 degrees)
 - D. Lifting partner swinging the lifted partner around by holding the skate(s)/boot(s) or leg(s) only with fully extended arm(s);
 - E. Lifting partner swinging the lifted partner around without the assistance of hand(s)/arm(s), and the lifted partner holds only with legs/feet around the lifting partner's neck.
 - F. Point of contact of the lifting hand(s)/arm(s) of the lifting partner with any part of the body of the lifted partner sustained with fully extended arm(s) higher than the lifting partner's head (the supporting arm may be sustained and fully extended above the head);
 - G. Jumps (or throw jumps) of more than one revolution or jumps of one revolution except jump entry and/or jump exit;
 - H. Lying on the ice.
- A brief movement through poses A to E will be permitted if it is not established and sustained or if it is used only to change pose.

8110 Dance Music

8111 Fundamentals of Music to Be Considered for Ice Dance

- A. **Beat:** A note defining the regular recurring divisions of a piece of music.
- B. **Tempo:** The speed of the music in beats or measures per minute.
- C. **Rhythm:** The regularly repeated pattern or accented and unaccented beats which give the music its character.
- D. **Measure (Bar):** A unit of music which is defined by the periodic recurrence of the accent. Such units are of equal number of beats.
- E. **Strong Beat:** The first beat of the measure or group of two measures supporting the skating count of the rhythm.
- F. **Weak Beat:** For rhythms with a skating count on two measures, the first beat of the second measure (examples: skating count 3 of the Quickstep; skating count 4 of the American Waltz).

8112 Dance Music Interpretation

- A. **Music Interpretation:** A combination of correct timing in all its aspects as it pertains to ice dancing and the individual conception of expression which brings to life the character of the music.
- B. **Timing:** The proper relationship of the stroke and glide of the skate on the ice and other body movements to the correct beat(s) of the music. For test requirements, see rule 8072 (B).
- C. **Expression:** The quality of dancing which interprets the character of the music that designates the type of dance — waltz, tango, march, foxtrot, etc. For test requirements, see rule 8072 (C).

8113 Relationship of Music to Dance Diagrams

- A. For the relationship of the music to the steps of the dances as shown on the diagrams, see DD 1.04

8200 Pattern Dance Test Requirements

8210 Classification of Pattern Dance Tests

U.S. Figure Skating offers two separate tracks of pattern dance tests: partnered and solo. Solo pattern dance track tests (standard and adult (adult 21+ and adult 50+ passing averages)) are a separate series of tests and are not related to partnered pattern dance tests.

- A. The passing of a lower level solo pattern dance track test (standard or adult (adult 21+ and adult 50+ passing averages)) does not qualify the candidate to take the next higher level standard or adult (adult 21+ and adult 50+ passing averages) partnered pattern dance test.
- B. The solo pattern dance track tests do not meet the requirements for the partnered dance competition levels of senior down through pre-juvenile per rules 8410-8462 or partnered adult dance events per rules 8500-8600; however, these tests do meet the requirements for solo dance events at nonqualifying competitions and adult solo dance events per rules 8620-8741.

8211 The standard categories of partnered pattern dance tests are divided into eight classes which must be taken in the following order, except as otherwise provided in rule 8215:

Standard Partnered Pattern Dance Test	Prerequisite
Preliminary partnered pattern dance	None
Standard pre-bronze partnered pattern dance	Complete standard preliminary partnered pattern dance test
Standard bronze partnered pattern dance	Complete standard pre-bronze partnered pattern dance test
Standard pre-silver partnered pattern dance	Complete standard bronze partnered pattern dance test
Standard silver partnered pattern dance	Complete standard pre-silver partnered pattern dance test
Standard pre-gold partnered pattern dance	Complete standard silver partnered pattern dance test
Standard gold partnered pattern dance	Complete standard pre-gold partnered pattern dance test
Standard international partnered pattern dance	Complete standard pre-gold partnered pattern dance test

To qualify for any standard pattern dance test, the candidate must have completed the relevant prerequisites shown in this rule 8211.

8212 The adult categories of partnered pattern dance tests are divided into eight classes which must be taken in the following order, except as otherwise provided in rule 8215:

Adult Partnered Pattern Dance Test	Candidate	Prerequisite
Preliminary partnered pattern dance	N/A	None
Adult pre-bronze partnered pattern dance	Adult 21+	Complete standard preliminary partnered pattern dance test
	Adult 50+	Complete standard preliminary partnered pattern dance test
Adult bronze partnered pattern dance	Adult 21+	Complete adult pre-bronze partnered pattern dance test (adult 21+ passing average) or complete standard pre-bronze partnered pattern dance test
	Adult 50+	Complete adult pre-bronze partnered pattern dance test (adult 21+ or adult 50+ passing average) or complete standard pre-bronze partnered pattern dance test
Adult pre-silver partnered pattern dance	Adult 21+	Complete adult bronze partnered pattern dance test (adult 21+ passing average) or complete standard bronze partnered pattern dance test
	Adult 50+	Complete adult bronze partnered pattern dance test (adult 21+ or adult 50+ passing average) or complete standard bronze partnered pattern dance test
Adult silver partnered pattern dance	Adult 21+	Complete adult pre-silver partnered pattern dance test (adult 21+ passing average) or complete standard pre-silver partnered pattern dance test
	Adult 50+	Complete adult pre-silver partnered pattern dance test (adult 21+ or adult 50+ passing average) or complete standard pre-silver partnered pattern dance test
Adult pre-gold partnered pattern dance	Adult 21+	Complete adult silver partnered pattern dance test (adult 21+ passing average) or complete standard silver partnered pattern dance test
	Adult 50+	Complete adult silver partnered pattern dance test (adult 21+ or adult 50+ passing average) or complete standard silver partnered pattern dance test

Adult Partnered Pattern Dance Test	Candidate	Prerequisite
Adult gold partnered pattern dance	Adult 21+	Complete adult pre-gold partnered pattern dance test (adult 21+ passing average) or complete standard pre-gold partnered pattern dance test
	Adult 50+	Complete adult pre-gold partnered pattern dance test (adult 21+ or adult 50+ passing average) or complete standard pre-gold partnered pattern dance test
Adult international partnered pattern dance	Adult 21+	Complete adult pre-gold partnered pattern dance test (adult 21+ passing average) or complete standard pre-gold partnered pattern dance test
	Adult 50+	Complete adult pre-gold partnered pattern dance test (adult 21+ or adult 50+ passing average) or complete standard pre-gold partnered pattern dance test

- A. The passing of a lower level adult partnered pattern dance test as an adult 21+ candidate does not qualify the candidate to take the next higher level standard partnered pattern dance test. The passing of a lower level adult partnered pattern dance test as an adult 50+ candidate does not qualify the candidate to take the next higher level adult (adult 21+ passing average) or standard partnered pattern dance test.
- B. To qualify for any adult partnered pattern dance test as an adult 21+ candidate, the candidate must be 21 years of age or older and must have passed the preceding adult (adult 21+ passing average) or standard partnered pattern dance test. To qualify for an adult partnered pattern dance test as an adult 50+ candidate, the candidate must be 50 years of age or older and must have passed the preceding adult (adult 21+ or adult 50+ passing average) or standard partnered pattern dance test.
- C. A candidate who meets the age requirements in rule 8212 (B) who would like to take an adult partnered pattern dance test as an adult 50+ candidate must specify this when registering to take the test. If the candidate does not so specify, it will be assumed that the candidate is taking the test as an adult 21+ candidate, regardless of the candidate's age.

8213 The standard categories of solo pattern dance track tests are divided into eight classes which must be taken in the following order, except as otherwise provided in rule 8215:

Standard Solo Pattern Dance Track Test	Prerequisite
Preliminary solo pattern dance	None
Standard pre-bronze solo pattern dance	Complete standard preliminary partnered pattern dance test or complete standard preliminary solo pattern dance track test
Standard bronze solo pattern dance	Complete standard pre-bronze partnered pattern dance test or complete standard pre-bronze solo pattern dance track test
Standard pre-silver solo pattern dance	Complete standard bronze partnered pattern dance test or complete standard bronze solo pattern dance track test
Standard silver solo pattern dance	Complete standard pre-silver partnered pattern dance test or complete standard pre-silver solo pattern dance track test
Standard pre-gold solo pattern dance	Complete standard silver partnered pattern dance test or complete standard silver solo pattern dance track test
Standard gold solo pattern dance	Complete standard pre-gold partnered pattern dance test or complete standard pre-gold solo pattern dance track test
Standard international solo pattern dance	Complete standard pre-gold partnered pattern dance test or complete standard pre-gold solo pattern dance track test

8214 The adult categories of solo pattern dance track tests are divided into eight classes which must be taken in the following order, except as otherwise provided in rule 8215:

Adult Solo Pattern Dance Track Test	Candidate	Prerequisite
Preliminary solo pattern dance	N/A	None
Adult pre-bronze solo pattern dance	Adult 21+	Complete standard preliminary partnered pattern dance or solo pattern dance track test
	Adult 50+	Complete standard preliminary partnered pattern dance or solo pattern dance track test
Adult bronze solo pattern dance	Adult 21+	Complete pre-bronze partnered pattern dance or solo pattern dance track test (standard or adult 21+ passing average)
	Adult 50+	Complete pre-bronze partnered pattern dance or solo pattern dance track test (standard, adult 21+ or adult 50+ passing average)
Adult pre-silver solo pattern dance	Adult 21+	Complete bronze partnered pattern dance or solo pattern dance track test (standard or adult 21+ passing average)
	Adult 50+	Complete bronze partnered pattern dance or solo pattern dance track test (standard, adult 21+ or adult 50+ passing average)
Adult silver solo pattern dance	Adult 21+	Complete pre-silver partnered pattern dance or solo pattern dance track test (standard or adult 21+ passing average)
	Adult 50+	Complete pre-silver partnered pattern dance or solo pattern dance track test (standard, adult 21+ or adult 50+ passing average)
Adult pre-gold solo pattern dance	Adult 21+	Complete silver partnered pattern dance or solo pattern dance track test (standard or adult 21+ passing average)
	Adult 50+	Complete silver partnered pattern dance or solo pattern dance track test (standard, adult 21+ or adult 50+ passing average)
Adult gold solo pattern dance	Adult 21+	Complete pre-gold partnered pattern dance or solo pattern dance track test (standard or adult 21+ passing average)
	Adult 50+	Complete pre-gold partnered pattern dance or solo pattern dance track test (standard, adult 21+ or adult 50+ passing average)
Adult international solo pattern dance	Adult 21+	Complete pre-gold partnered pattern dance or solo pattern dance track test (standard or adult 21+ passing average)
	Adult 50+	Complete pre-gold partnered pattern dance or solo pattern dance track test (standard, adult 21+ or adult 50+ passing average)

- A. The passing of a lower level adult solo pattern dance track test as an adult 21+ candidate does not qualify the candidate to take the next higher level standard solo dance track test. The passing of a lower level adult solo pattern dance track test as an adult 50+ candidate does not qualify the candidate to take the next higher level adult (adult 21+ passing average) or standard solo pattern dance track test.
- B. To qualify for any adult solo pattern dance track test as an adult 21+ candidate, the candidate must be 21 years of age or older and must have passed the preceding adult (adult 21+ passing average) or standard partnered pattern dance or solo pattern dance track test. To qualify for any adult partnered pattern dance test as an adult 50+ candidate, the candidate must be 50 years of age or older and must have passed the preceding adult (adult 21+ or adult 50+ passing average) or standard partnered pattern dance or solo pattern dance track test.
- C. A candidate who meets the age requirements in rule 8215 (B) who would like to take an adult partnered pattern dance test as an adult 50+ candidate must specify this when registering to take the test. If the candidate does not so specify, it will be assumed that the candidate is taking the test as an adult 21+ candidate, regardless of the candidate's age.

8215 Candidates may not take any dances in a higher test level until they have passed all of the dances in the preceding test level. See exceptions below.

- A. A candidate who completed the preliminary pattern dance test prior to Oct. 1, 1990, may bypass the Rhythm Blues but must take the Swing Dance again at the pre-bronze level.
- B. A candidate who completed the pre-bronze pattern dance test prior to Oct. 1, 1990, may bypass the Fiesta Tango but must take the Hickory Hoedown again at the bronze level.
- C. A candidate who completed the bronze pattern dance test prior to Oct. 1, 1990, may bypass the Hickory Hoedown and continue with the pre-silver pattern dance test.

- D. A candidate who passed at least one bronze pattern dance test prior to Oct. 1, 1989, is not required to take and pass the pre-bronze pattern dance test.
 - E. A candidate who passed the pre-gold pattern dance test prior to Sept. 1, 2003, is not required to take and pass the Starlight Waltz.
- 8216** All of the dances in a dance test need not be taken at the same test session. Those dances that are passed will be credited toward the completion of the test.
- A. To complete a partnered pattern dance test level, all tests within the level must be taken and passed as partnered pattern dance tests.
 - B. To complete a solo pattern dance test level, all tests within the level must be taken and passed as solo pattern dance track tests. Solos within a partnered pattern dance test (silver and above) do not count toward completion of solo pattern dance track tests.
 - C. Skaters may begin testing the solo pattern dance track tests at the next level above their highest completed partnered pattern dance track or they may start testing at the lowest level.
- 8217 Adaptive Skating Pattern Dance Tests**
- A. An adaptive skating partnered pattern dance test may be given to any Special Olympics or adaptive skating athlete who is registered with a Special Olympics or adaptive skating program.
 - B. Adaptive skating partnered pattern dance tests are a separate series of tests. The passing of a lower level adaptive skating partnered pattern dance test does not qualify the candidate to take the next higher level standard pattern dance test.
 - C. Partnered pattern dance tests may be given to adaptive skating candidates at all levels specified in rule 8211.
- 8220 General Requirements for Pattern Dance Tests**
- 8221** Each candidate will select a partner where appropriate in accordance with the provisions of these rules, including the specific rules for each test. A different partner may, if the candidate so desires, be selected for each individual dance taken. Pattern dance tests may be taken with a partner of the same gender.
- 8222** Partners for all pattern dance tests may be selected from dancers without regard to dance test accomplishments or eligibility status; however, in order to partner pattern dance tests during a sanctioned U.S. Figure Skating test session, one:
- A. Must be a registered member in good standing of U.S. Figure Skating;
 - B. If 18 years of age or older and partnering a minor:
 - 1. Must submit the proper payment through the Members Only site, submit information for and successfully pass a U.S. Figure Skating background check; and
 - 2. Must complete the SafeSport™ Training course.
- 8223** Each candidate may provide their own music. Pattern dance music for all tests may be either vocal or orchestral and must conform with the rhythm and tempo specified in the description of the dance. For pattern dance tests, the introductory period may be up to eight measures of music with an unlimited number of steps provided they do not exceed the length of the introduction specified for each dance. The judge-in-charge will check the tempo of skater's choice music.
- 8224** All international partnered pattern dance tests may be taken and judged as a couple or as a single test candidate. If the test is taken as a couple (i.e. both candidates are testing), both candidates must be paid and registered candidates for the test. See rules 8238 and 8239.
- 8225 Required Solos on Partnered Pattern Dance Tests:**
- A. The preliminary, pre-bronze, bronze, pre-silver and international partnered pattern dance tests are danced with a partner only.
 - B. The standard silver, standard pre-gold and standard gold partnered pattern dance tests will be danced first with a partner and then solo.
 - C. All adult partnered pattern dance tests must be danced only with a partner.
 - D. All adaptive skating tests must be danced only with a partner.
 - E. For all partnered dance tests, legally blind or deaf dance candidates may apply for a waiver of the solo requirements. The candidate's home club must make such application to the chair of the Tests Committee.
 - F. In all dances to be danced both with a partner and the required solo, the judge-in-charge may specify the side of the ice surface on which such dance will be started, both with a partner and solo.
- 8226 Number of Sequences:** When taking a pattern dance test, the candidate will be required to dance the following number of sequences based on the Dance Diagrams. See Glossary.
- A. With a partner:
 - 1. Preliminary through silver dance tests: Two sequences of the Swing Dance (twice around the ice surface); Dutch Waltz, Canasta Tango, Rhythm Blues, Cha Cha, Fiesta Tango, Willow Waltz, Hickory Hoedown and Ten-Fox; European Waltz, American Waltz and Tango (once around the ice surface); Three sequences of all other dances (including the Fourteenstep);
 - 2. Pre-gold dance tests: Two sequences of the Paso Doble and Starlight Waltz, three sequences of the Blues, four sequences of the Kilian (twice around the ice surface);
 - 3. Gold and international dance tests: Three sequences of the Quickstep and Rhumba, one sequence of the Tea-Time Foxtrot, two sequences of all other dances.
 - B. Solo (when required as part of standard partnered dance tests): Two sequences.

- C. Where the ice surface measures less than 197 feet in length, the ISU European Waltz and American Waltz patterns may be shortened by deleting Steps 4 to 9 in both dances, and for the pattern starting on the short axis for the European Waltz, Steps 13 to 18, and for the American Waltz, Steps 11 to 16, respectively, may be deleted; thus, only one semicircular lobe is danced toward the longitudinal axis of the ice surface. In such instance, four sequences must be danced with a partner and, when required, three sequences must be danced solo.
- D. For pattern dance tests of the European Waltz and the American Waltz only, the skater may begin the dance on the short axis of the rink. For both the European Waltz and the American Waltz, the first step of the dance for both partners is Step 6 as diagrammed for IJS (see dance diagrams).
- E. Solo pattern dance track tests require the same number of sequences as paragraphs (A), (C) and (D) in this rule 8226.

8230 Marking of Pattern Dance Tests

- 8231** Preliminary partnered pattern dance tests and preliminary solo pattern dance tests will receive a “pass,” “pass with honors” or “retry” only. Pattern dance tests taken as an adaptive skating candidate will receive a “pass” or “retry” only. A “pass” or “pass with honors” in each division is required to pass (or pass with honors) each preliminary partnered pattern dance test and preliminary solo pattern dance track test. For all other levels of pattern dance tests (partnered and solo) marks will be awarded on a scale ranging from -3 to +3, in whole number increments, with “0” equal to passing average for test level expectation. Three marks must be awarded for pattern dance tests. The first mark is for “technique,” the second mark is for “timing,” and the third mark is for “expression.”
- 8232** The following must be observed during the skating of pattern dances:
- A. Technique: See rule 8072 (A);
 - B. Timing: See rule 8072 (B);
 - C. Expression: See rule 8072 (C).
- 8233** The purpose for the required solo at the silver level is to check the candidate’s knowledge of the steps and ability to keep time with the music. For the required solo at the pre-gold and gold levels, the judges must note, in addition to those aspects of the silver solo, the ability of the candidate to dance with such assurance as to give evidence of the dance expression and the ability to keep an approximate pattern. For the required solo at the gold level, the candidate must demonstrate the same degree of skill when skating solo as with a partner.
- 8234** For adult pattern dance tests taken by adult 21+ candidates, the candidate should show the same level of achievement in expression, carriage, unison, knowledge of the steps, correct edges, timing, rhythm and musical interpretation as expected from the standard candidate. A clear understanding of the correct pattern should be demonstrated, although a pattern that is slightly smaller than the one expected at the standard level is acceptable. Flow, speed, depth of edge, extension and quality of turns should be at least equivalent to that of a standard candidate at one test level below.
- 8235** For adult pattern dance tests taken as adult 50+ candidates, knowledge of steps and basic timing must equal that required of standard candidates for the level being tested. Although a large pattern is not required, the shape of the lobes and their relation to each other should be approximately correct. Expression must at least meet the standard for the level below. Strong development of extension, carriage, unison, flow/speed and depth of edge will not be demanded. However, basic balance, form and skating skills must be adequate to achieve comfortable performance of the required steps and partner positions at every level.
- 8236** For all pattern dance tests except the preliminary partnered pattern dance tests, the preliminary solo pattern dance tests, and pattern dance tests taken as an adaptive skating candidate, the following information is listed:
- A. Pass total: The total points which must be obtained for the test from an individual judge in order to obtain a “pass” from that judge.
 - B. Honors total: The total points which must be obtained for the test from an individual judge in order to obtain a “pass with honors” from that judge.
 - C. Distinction total: The total points which must be obtained for the test from an individual judge in order to obtain a “pass with distinction” from that judge.
- 8237** In order to pass a pattern dance test, a candidate must have received a “pass total” or a “pass” for the entire test from a majority of the judges. In the case where there is no majority test result among the panel, the second highest result among the panel is awarded (i.e. if results are “pass,” “pass with honors,” and “pass with distinction,” the skater is awarded “pass with honors”).
- 8238** For all preliminary through gold partnered pattern dance tests, and international partnered pattern dance tests taken as a single test candidate, the candidate(s) will be judged individually, even when both members of the couple are candidates. A partner in such tests who has previously received a “pass”, “pass with honors” or “pass with distinction” will not be affected if a subsequent attempt of the same test with a different partner is marked with a different result.
- 8239** For international partnered pattern dance tests taken as a couple, the candidates will be judged and will “pass”, “pass with honors”, “pass with distinction” or be marked “retry” as a couple.

8240 Adaptive Skating Partnered Pattern Dance Tests

Adaptive skating partnered pattern dance tests are to be judged on a “pass” or “retry” basis.

- A. To pass a pattern dance test as an adaptive skating candidate, a candidate should achieve a comfortable level of performance with the new concepts introduced at each level.
- B. Any pattern dance may be reskated at the request of the judge-in-charge and should follow rule 8241 (C).

8241 Reskating a Pattern Dance Test

- A. At the completion of any test and before any other test is conducted, a reskate may be requested. If a majority of the panel requests a reskate, the judge-in-charge will direct the skater accordingly. If the judges do not agree on what is to be reskated, the judge-in-charge will decide. A reskate of a partnered pattern dance may be one or two sequences either with the same or another partner or of the required solo. A reskate of a solo track pattern dance may be one or two sequences. A brief rest and warm up are permitted before the reskate is performed.
- B. A reskate may only be requested if warranted in order to mark a test as “pass”, not as “pass with honors” or “pass with distinction.”
- C. The judge-in-charge will direct the reskate as follows:
 - 1. Appoint the same or another partner without regard to test or eligibility status but subject to the provisions of rule 4506 in the case of a partnered pattern dance test;
 - 2. Specify whether one or two sequences of the dance will be performed;
 - 3. Indicate the location of the start of the reskate;
 - 4. Determine the appropriate period of rest; and
 - 5. Inform the skater of these details.

8250 Dances, Test Expectations, Pass Totals and Judging Panels for Pattern Dance Tests

8251 Preliminary Pattern Dance Test: Partnered and Solo (All Candidates)

DANCES: Dutch Waltz, Canasta Tango, Rhythm Blues

Test expectations: The purpose of this test is to encourage beginning dancers to learn the fundamentals of dancing. No great degree of technical ability, expression, carriage, unison or flow is expected. The candidate must show knowledge of the steps, fairly good edges, ability to keep time with the music and some evidence of good form. Unison does not apply to the solo dance track test.

Pass/pass with honors/retry: The test is marked only “pass,” “pass with honors” or “retry” in each division and in the final result. No numerical marks are awarded. If any one division is marked “retry” by a judge, the final result must also be marked “retry” by that judge. If no divisions are marked “retry” by a judge, then the final result for that judge is determined by the mark given to at least two of the three divisions of “technique,” “timing,” and “expression” (i.e., if the judge’s marks are “pass with honors” for technique, “pass with honors” for timing, and “pass” for expression, then the final result from that judge is a “pass with honors”).

Judging panel required: Partnered and solo dance track tests — One or three bronze or higher rank dance test judges.

8252 Pre-Bronze Pattern Dance Test: Partnered and Solo (All Candidates)

DANCES: Swing Dance, Cha Cha, Fiesta Tango

Test expectations: The candidate must demonstrate knowledge of the steps and correct timing of the dance. Attention should be given to depth of edges and proper curvature of lobes, although complete accuracy is not expected. The dance should be skated with some degree of expression. Unison does not apply to the solo dance track test. For adult 21+ and adult 50+ candidates, see rules 8234 and 8235.

Pass total: 0 to 3 points

Honors total: 4 to 6 points

Distinction total: 7 to 9 points

Judging panel required: Partnered (standard, adult 21+ and adult 50+) tests — Three bronze or higher rank dance test judges; or one silver or higher rank dance test judge.

Solo dance track (standard, adult 21+ and adult 50+) tests — One or three bronze or higher rank dance test judge(s).

8253 Bronze Pattern Dance Test: Partnered and Solo (All Candidates)

DANCES: Hickory Hoedown, Willow Waltz, Ten-Fox

Test expectations: The fundamentals of dancing must be demonstrated but need not necessarily be mastered. Correct steps and turns, accurate basic timing, good edges and flow on at least the easy parts of the dances, erect carriage and a reasonably well placed pattern are required. Little expression, some difficulty with the hard parts of the dances and little attention to the details of unison are expected. Unison does not apply to the solo dance track test. For adult 21+ and adult 50+ candidates, see rules 8234 and 8235.

Pass total: 0 to 3 points

Honors total: 4 to 6 points

Distinction total: 7 to 9 points

Judging panel required: Partnered (standard, adult 21+ and adult 50+) tests — Three bronze or higher rank dance test judges or one silver or higher rank dance test judge.

Solo dance track (standard, adult 21+ and adult 50+) tests — One or three bronze or higher rank dance test judge(s).

8254 Pre-Silver Pattern Dance Test: Partnered and Solo (All Candidates)

DANCES: Fourteenstep, European Waltz, Foxtrot

Test expectations: The candidate must dance the correct steps and turns on strong edges, in good form, in good rhythm and with some degree of expression and partner unison. It is not expected that all details will be done well, but no consistent major errors should be evident. Unison does not apply to the solo dance track test. For adult 21+ and adult 50+ candidates, see rules 8234 and 8235.

Pass total: 0 to 3 points

Honors total: 4 to 6 points

Distinction total: 7 to 9 points

Judging panel required: Partnered (standard, adult 21+ and adult 50+) tests — Three bronze or higher rank dance test judges.

Solo dance track (standard, adult 21+ and adult 50+) tests — One or three bronze or higher rank dance test judge(s).

8255 Silver Pattern Dance Test: Partnered and Solo (All Candidates)

DANCES: American Waltz, Tango, Rocker Foxtrot

Test expectations: The candidate must give a performance that is generally good. Strong, true edges, good rhythm, smooth turns, correct carriage and effortless flow are expected. Musical interpretation and unison should be moderately good. In the required solo (not required in the adult 21+ test or adult 50+ test), the candidate must demonstrate knowledge of the steps and ability to keep time with the music. Unison does not apply to the solo dance track test. For adult 21+ and adult 50+ candidates, see rules 8234 and 8235.

Pass total: 0 to 3 points

Honors total: 4 to 6 points

Distinction total: 7 to 9 points

Judging panel required: Partnered (standard, adult 21+ and adult 50+) tests — Three silver or higher rank dance test judges.

Solo dance track (standard, adult 21+ and adult 50+) tests — One or three silver or higher rank dance test judge(s).

8256 Pre-Gold Pattern Dance Test: Partnered and Solo (All Candidates)

DANCES: Kilian, Blues, Paso Doble, Starlight Waltz

Test expectations: The candidate must give a performance that is generally very good. Basic timing must be nearly faultless, body motions well timed, flow, unison and musical interpretation very good. No major errors and no consistent error of any kind should be evidenced, but occasional faults may be expected. In the required solo (not required in the adult 21+ test or adult 50+ test), the candidate must not only demonstrate knowledge of the steps and ability to keep time to the music, but also an ability to dance with such assurance as to give evidence of the dance expression and the ability to keep to an approximate pattern. Unison does not apply to the solo dance track test. For adult 21+ and adult 50+ candidates, see rules 8234 and 8235.

Pass total: 0 to 3 points

Honors total: 4 to 6 points

Distinction total: 7 to 9 points

Judging panel required: Partnered (standard, adult 21+ and adult 50+) tests — Three silver or higher rank dance test judges.

Solo dance track (standard, adult 21+ and adult 50+) tests — One or three silver or higher rank dance test judge(s).

8257 Gold Pattern Dance Test: Partnered and Solo (All Candidates)

DANCES: Viennese Waltz, Westminster Waltz, Quickstep, Argentine Tango

Test expectations: The candidate must give a performance that is excellent in all respects. Absolute perfection is not expected; however, only a very limited amount of error will be acceptable. In the required solo (not required in the adult 21+ test or adult 50+ test), the candidate must demonstrate the same degree of skill when skating solo as with a partner. Unison does not apply to the solo dance track test. For adult 21+ and adult 50+ candidates, see rules 8234 and 8235.

Pass total: 0 to 3 points

Honors total: 4 to 6 points

Distinction total: 7 to 9 points

Judging panel required: Partnered (standard, adult 21+ and adult 50+) tests — Three gold dance test judges.

Solo dance track (standard, adult 21+ and adult 50+) tests — One or three gold dance test judge(s).

8258 International Pattern Dance Test: Partnered (All Candidates)

DANCES: Austrian Waltz, Cha Cha Congelado, Finnstep, Golden Waltz, Midnight Blues, Ravensburger Waltz, Rhumba, Silver Samba, Tango Romantica, Tea-Time Foxtrot, Yankee Polka

Test expectations: The candidate must give a superior performance displaying accurate timing, appropriate style and expression, excellent unison and precise technique. While absolute perfection is not required, the candidate will be expected to give a performance of very high quality, and only a limited amount of error will be acceptable. For adult 21+ and adult 50+ candidates, see rules 8234 and 8235.

Pass total: 0 to 3 points

Honors total: 4 to 6 points

Distinction total: 7 to 9 points

Judging panel required: Standard, adult 21+ and adult 50+ tests — Three gold dance test judges who are certified to judge international dance tests.

8259 International Pattern Dance Test: Solo (All Candidates)

DANCES: Austrian Waltz*, Cha Cha Congelado, Finnstep*, Golden Waltz*, Midnight Blues*, Ravensburger Waltz*, Rhumba, Silver Samba, Tango Romantica, Tea-Time Foxtrot, Yankee Polka

Test expectations: The candidate must give a superior performance displaying accurate timing, appropriate style and expression, and precise technique. While absolute perfection is not required, the candidate will be expected to give a performance of very high quality, and only a limited amount of error will be acceptable. Unison does not apply to the solo dance track test. For adult 21+ and adult 50+ candidates, see rules 8234 and 8235.

Pass total: 0 to 3 points

Honors total: 4 to 6 points

Distinction total: 7 to 9 points

Judging panel required: Standard, adult 21+ and adult 50+ tests — One or three gold dance test judges who are certified to judge international dance tests.

**Proviso: Skaters may begin taking any of these tests as an individual pattern dance on March 1, 2021, but they will not become required pattern dances to complete the international solo pattern dance test until July 1, 2022.*

8300 Free Dance Test Requirements

See rules 8412-8452 later in this section for the standard partnered free dance test elements.

8310 Classification of Partnered Free Dance Tests

8311 The standard partnered free dance tests are divided into five classes:

Standard Partnered Free Dance Test	Prerequisite
Standard juvenile partnered free dance	Complete standard preliminary partnered pattern dance test
Standard intermediate partnered free dance	Complete bronze partnered pattern dance test (standard or adult 21+) and the standard juvenile partnered free dance test
Standard novice partnered free dance	Complete pre-silver partnered pattern dance test (standard or adult 21+)
Standard junior partnered free dance	Complete silver partnered pattern dance test (standard or adult 21+)
Standard senior partnered free dance	Complete gold partnered pattern dance test (standard or adult 21+)

- With the exception of the intermediate free dance test, a lower level free dance test is not a prerequisite for a higher level free dance test.
- Any partnered free dance test may be taken only after the candidate has completed the required partnered pattern dance tests as listed in the prerequisite column above. No free dance test is a prerequisite to any pattern dance test.
- A candidate who completed the preliminary partnered free dance test and no higher prior to Sept. 2, 2000, may bypass the juvenile partnered free dance test and continue with the intermediate partnered free dance test.

8312 The adult partnered free dance tests are divided into four classes each:

Adult Partnered Free Dance Test	Candidate	Prerequisite
Adult pre-bronze partnered free dance	N/A	Complete standard preliminary partnered pattern dance test
Adult bronze partnered free dance	Adult 21+	Adult pre-bronze partnered free dance test (adult 21+ passing average) plus one standard or adult bronze partnered pattern dance (adult 21+ passing average)
	Adult 50+	Adult pre-bronze partnered free dance test (adult 21+ or adult 50+ passing average) plus one standard or adult bronze partnered pattern dance (adult 21+ or adult 50+ passing average)
Adult silver partnered free dance	Adult 21+	One standard or adult pre-silver partnered pattern dance (adult 21+ passing average)
	Adult 50+	One standard or adult pre-silver partnered pattern dance (adult 21+ or adult 50+ passing average)
Adult gold partnered free dance	Adult 21+	One standard or adult pre-gold partnered pattern dance (adult 21+ passing average)
	Adult 50+	One standard or adult pre-gold partnered pattern dance (adult 21+ or adult 50+ passing average)

- The passing of a lower level adult partnered free dance test as an adult 21+ candidate does not qualify the candidate to take the next higher level standard partnered free dance test. The passing of a lower level adult partnered free dance test as an adult 50+ candidate does not qualify the candidate to take the next higher level adult (adult 21+ passing average) or standard partnered free dance test.
- To qualify for any adult partnered free dance test as an adult 21+ candidate, the candidate must be 21 years of age or older and must have passed the required prerequisites shown above. To qualify for any adult partnered free dance test as an adult 50+ candidate, the candidate must be 50 years of age or older and must have passed the required prerequisites shown above.
- A candidate who meets the age requirements in rule 8312 (B) who would like to take an adult partnered free dance test as an adult 50+ candidate must specify this when registering to take the test. If the candidate does not so specify, it will be assumed that the candidate is taking the test as an adult 21+ candidate, regardless of the candidate's age.

8320 General Requirements for Partnered Free Dance Tests

8321 For partnered free dance testing, a couple must be composed of a lady and a man.

8322 Partners for free dance tests may be selected from dancers without regard to dance test accomplishments or eligibility status; however, in order to partner free dance tests during a sanctioned U.S. Figure Skating test session, one:

A. Must be a registered member in good standing of U.S. Figure Skating;

B. If 18 years of age or older and partnering a minor:

1. Must submit the proper payment through the Members Only site, submit information for and successfully pass a U.S. Figure Skating background check; and

2. Must complete the SafeSport™ Training course.

8323 In the event of a substantive change to any free dance requirement(s) by the ISU or U.S. Figure Skating, the chair of the Dance Development and Technical Committee will revise the affected free dance test(s) to include such change(s) as soon as practical. The chair will notify the chairs of the Judges, Rules and Tests Committees, and U.S. Figure Skating will post the change on the Members Only site, notify club test chairs and ensure test forms are modified accordingly.

8324 See rule 8095 (E) for music requirements for partnered free dance tests.

8330 Marking of Partnered Free Dance Tests

8331 Adult (adult 21+ and adult 50+ passing averages) pre-bronze partnered free dance tests are marked “pass,” “pass with honors” or retry only for the entire test. For all other partnered free dance tests, marks will be awarded on a scale ranging from -3 to +3, in whole number increments, with “0” equal to passing average for test level expectation. Three marks must be awarded for partnered free dance tests. The first mark is for “elements,” the second mark is for “skating,” and the third mark is for “program.”

8332 The following must be observed during the skating of partnered free dance tests:

A. Elements: see rules 8101-8107.

B. Skating: see rule 8922 (C)(1)(a)

C. Program: see rule 8922 (C)(1)(b)-(C)(1)(e)

8333 For adult bronze through gold partnered free dance tests taken by adult 50+ candidates, the candidate should show the same level of achievement in expression as expected from the adult partnered free dance at one test level below. Strong development of extension, carriage, flow/speed and depth of edge will not be demanded. However, basic balance, form and skating skills must be adequate to achieve comfortable performance of the steps and elements at every level.

8334 All free dance tests are governed by the following: Conduct of Ice Dance Events (rule 8010), Free Dance Description (rule 8095) and the Dance Glossary (8100).

8335 Mandatory Deductions:

A. If the couple fails to finish a free dance test program within the time duration allowed under rules 8350-8354 and 8412-8452 (except for the adult pre-bronze free dance test), a penalty of one point (-1) is deducted from the total for up to every 10 seconds lacking or in excess. (See rule 4513.)

B. Illegal elements/movements: (see rule 8108), a penalty of one point (-1) is deducted from the total for each occurrence.

8336 For all free dance tests except the adult pre-bronze free dance test, the following information is listed:

A. Pass total: The total points which must be obtained for the test from an individual judge in order to obtain a “pass” from that judge.

B. Honors total: The total points which must be obtained for the test from an individual judge in order to obtain a “pass with honors” from that judge.

C. Distinction total: The total points which must be obtained for the test from an individual judge in order to obtain a “pass with distinction” from that judge.

8337 In order to pass a partnered free dance test, the candidate(s) must have received a “pass total” or a “pass” for the entire test from a majority of the judges. In the case where there is no majority test result among the panel, the second highest result among the panel is awarded (i.e. if results are “pass,” “pass with honors,” and “pass with distinction,” the candidate(s) are awarded “pass with honors”).

8338 All partnered free dance tests will be danced as a couple and will “pass,” “pass with honors,” “pass with distinction,” or be marked “retry” as a couple (except for the adult (adult 21+ and adult 50+ passing averages) pre-bronze partnered free dance test, which will “pass” or be marked “retry” as a couple). A partner in such tests who has previously received a “pass,” “pass with honors” or “pass with distinction” will not be affected if a subsequent attempt of the same test with a different partner is marked with a different result.

8339 Reskating Any Element of a Partnered Free Dance Test:

A. At the completion of any test and before any other test is conducted, the judge-in-charge must ask the other two judges individually if they wish to see any element reskated before the judges turn in their judging sheets. Should the judges wish a reskate, they must indicate to the judge-in-charge what they wish reskated. This must be done privately without conference. If a majority of the panel requests a reskate, the judge-in-charge will direct the couple to reskate the agreed-upon element(s). If the judges do not agree on which element(s) to reskate, the judge-in-charge will decide. A brief rest and warm-up period is permitted before the reskate is performed.

B. A reskate may only be requested if warranted in order to mark a test as “pass”, not as “pass with honors” or “pass with distinction.”

C. After a free dance test, two different elements may be reskated, if necessary.

D. Upon a request for a reskate, the couple may choose to complete any element that fulfills the stated requirement.

E. A couple that omitted or substituted for a required element in the test may use one of their reskates to fulfill the stated requirement.

8340 Test Expectations, Pass Totals and Judging Panels for Standard Partnered Free Dance Tests

8341 Juvenile Partnered Free Dance Test

Test expectations: The purpose of this test is to encourage beginning dancers to learn the fundamentals of free dance. General requirements outlined for the preliminary pattern dance test apply equally to the juvenile free dance test. The program presented must conform to the rules for free dance. The program should display fairly good edges and some evidence of good form. See rule 8452 for element requirements and program duration.

Pass total: 0 to 3 points

Honors total: 4 to 6 points

Distinction total: 7 to 9 points

Judging panel required: Three bronze or higher rank dance test judges; or one silver or higher rank dance test judge.

8342 Intermediate Partnered Free Dance Test

Test expectations: General requirements outlined for the bronze pattern dance test apply equally to the intermediate free dance test. The program presented must conform to the rules for free dance. The program should display moderately good edges and moderately good form. See rule 8442 for element requirements and program duration.

Pass total: 0 to 3 points

Honors total: 4 to 6 points

Distinction total: 7 to 9 points

Judging panel required: Three bronze or higher rank dance test judges, or one silver or higher rank dance test judge.

8343 Novice Partnered Free Dance Test

Test expectations: General requirements outlined for the pre-silver pattern dance test apply equally to the novice free dance test. The program presented must conform to the rules for free dance. While technically a basic program demonstrating fundamental dance moves, it should have good edges and flow, good timing, some expression and display good form and unison. A refined presentation is not expected. See rule 8432 for element requirements and program duration.

Pass total: 0 to 3 points

Honors total: 4 to 6 points

Distinction total: 7 to 9 points

Judging panel required: Three bronze or higher rank dance test judges.

8344 Junior Partnered Free Dance Test

Test expectations: General requirements outlined for the silver pattern dance test apply equally to the junior free dance test. The program presented must conform to the rules set forth for free dance. It must be moderately difficult, contain a good variety of movements, and be well composed and well placed on the ice surface. See rule 8422 for element requirements and program duration.

Pass total: 0 to 3 points

Honors total: 4 to 6 points

Distinction total: 7 to 9 points

Judging panel required: Three silver or higher rank dance test judges.

8345 Senior Partnered Free Dance Test

Test expectations: General requirements outlined for the gold pattern dance test apply equally to the senior free dance test. The program presented must conform to the rules set forth for free dance. It must be difficult, varied and display originality. Choreography, expression and utilization of space must be excellent. See rule 8412 for element requirements and program duration.

Pass total: 0 to 3 points

Honors total: 4 to 6 points

Distinction total: 7 to 9 points

Judging panel required: Three gold dance test judges.

8350 Test Expectations, Required Elements, Pass Totals and Judging Panels for Adult Partnered Free Dance Tests

8351 Adult Pre-Bronze Partnered Free Dance Tests

Test expectations: The adult pre-bronze free dance tests serve as an introduction to the fundamentals of free dance. The free dance should incorporate a variety of holds, steps and turns from the preliminary and pre-bronze pattern dance tests. Original dance holds and maneuvers are permitted. General requirements outlined for the preliminary pattern dance test apply to the adult pre-bronze free dance tests. The couple must demonstrate a basic knowledge of the following two required elements:

Spin: One dance spin (hold and position optional) with a minimum of two revolutions. Either one or both partners may be on two feet.

Step Sequence: One step sequence in dance hold chosen from circular, midline or diagonal and covering at least one-half of the ice surface. The step sequence should include a variety of steps and turns and must include three-turns and mohawks executed by both partners.

Extra elements may be added without penalty.

Two different elements may be reskated, if necessary (see rule 8339).

Duration: Not to exceed 1:40. Vocals permitted.

Pass/pass with honors/retry: The entire test will be marked on a “pass,” “pass with honors” or “retry” basis only, and individual marks will not be awarded. The “pass,” “pass with honors” or “retry” will be arrived at by consideration of the composite of each element in relation to the whole.

Judging panel required: Three bronze or higher rank dance test judges; or one silver or higher rank dance test judge.

8352 Adult Bronze Partnered Free Dance Tests

Test expectations: The candidate should show the same level of achievement in expression, carriage, unison, correct edges, timing, rhythm and musical interpretation as expected from the standard bronze pattern dance test. Flow, speed, depth of edge, extension and quality of turns should be at least equivalent to that expected from the standard pre-bronze pattern dance test. The program presented must conform to the rules for free dance. The free dance should incorporate a variety of holds, steps and turns from the pre-bronze and bronze pattern dance tests. Very basic unison and dance timing will be expected. Original dance holds and maneuvers are permitted. For adult 50+ candidates, see rule 8333. The couple must demonstrate fair knowledge of the following three required elements:

Spin: One dance spin (hold and position optional) with a minimum of two revolutions on one foot by each partner simultaneously.

Step Sequence: One step sequence in dance hold chosen from circular, midline or diagonal and covering at least three-quarters of the ice surface. The step sequence should include a variety of steps and turns and must include three-turns and mohawks executed by both partners.

One additional required element chosen from the following two types:

1. **Lift:** One short lift (not to exceed seven seconds) from the following: stationary lift, straight line lift, curve lift or rotational lift. Combination lifts (not to exceed 12 seconds) are not allowed.
2. **Synchronized Twizzles:** Either synchronized twizzles or a series of synchronized twizzles, minimum one revolution by both partners simultaneously.

Extra elements may be added without penalty.

Two different elements may be reskated, if necessary (see rule 8339).

Duration: Not to exceed 2:00. Vocals permitted.

Pass total: 0 to 3 points

Honors total: 4 to 6 points

Distinction total: 7 to 9 points

Judging panel required (adult 21+ and adult 50+): Three bronze or higher rank dance test judges; or one silver or higher rank dance test judge.

8353 Adult Silver Partnered Free Dance Tests

Test expectations: The candidate should show the same level of achievement in expression, carriage, unison, correct edges, timing, rhythm and musical interpretation as expected from the standard silver pattern dance test. Flow, speed, depth of edge, extension and quality of turns should be at least equivalent to that expected from the standard pre-silver pattern dance test. The program presented must conform to the rules for free dance. The free dance should incorporate a variety of holds, steps and turns from the pre-silver and silver pattern dance tests. Original dance holds and maneuvers are encouraged. While demonstrating fundamentals of basic ice dance, it should have fair to good edges and flow, good timing, some dance expression and display moderately good form and unison. A refined presentation is not expected. For adult 50+ candidates, see rule 8333. The couple must demonstrate fair to good knowledge of the following four required elements:

Spin: One dance spin selected from the following types:

1. **Spin:** Minimum two revolutions on one foot by each partner;
2. **Spin Combination:** Minimum two revolutions on one foot by each partner for each part of the spin. There is allowed up to one-half rotation on two feet while changing to the other foot simultaneously by each partner.

Step Sequence: One step sequence in dance hold chosen from circular, midline or diagonal and fully utilizing the ice surface. The step sequence should include a variety of steps and turns and must include three-turns and mohawks executed by both partners.

Synchronized Twizzles: Either synchronized twizzles or a series of synchronized twizzles, minimum one revolution by both partners simultaneously for each twizzle.

One additional required element chosen from the following three types:

1. **Lift:** One short lift (not to exceed seven seconds), but no more, from the following: stationary lift, straight line lift, curve lift or rotational lift. Combination lifts (not to exceed 12 seconds) are not allowed.
2. **Spin:** One additional dance spin, different type from the first performed, i.e. if the first was a spin combination, the second must not change feet or vice versa.
3. **Synchronized Twizzles:** Either synchronized twizzles or a series of synchronized twizzles, minimum one revolution by both partners simultaneously for each twizzle. Must differ either in the number or direction of rotations and/or in the entry edge from the required twizzle element performed.

Extra elements may be added without penalty.

Two different elements may be reskated, if necessary (see rule 8339).

Duration: Not to exceed 2:40. Vocal music permitted.

Pass total: 0 to 3 points

Honors total: 4 to 6 points

Distinction total: 7 to 9 points

Judging panel required (adult 21+ and adult 50+): Three bronze or higher rank dance test judges.

8354 Adult Gold Partnered Free Dance Tests

Test expectations: The candidate should show the same level of achievement in expression, carriage, unison, correct edges, timing, rhythm and musical interpretation as expected from the standard gold pattern dance test. Flow, speed, depth of edge, extension and quality of turns should be at least equivalent to that expected from the standard pre-gold pattern dance test. The program presented must conform to the rules for free dance. It must show difficulty with a variety of holds, steps and turns from the pre-gold and gold pattern dances executed with some sophistication and confidence. Original dance holds and maneuvers are encouraged. Good dance timing, expression and unison should be demonstrated. Full utilization of the ice is expected. For adult 50+ candidates, see rule 8333. The couple must demonstrate good to excellent knowledge of the following required elements:

Lifts: Either one combination lift or two different types of short lifts. The combination lift (not to exceed 12 seconds) can be chosen from any combination lift. The list of short lifts (not to exceed seven seconds each) are stationary lift, straight line lift, curve lift or rotational lift.

Spin: One dance spin selected from the following types:

1. **Spin:** Minimum three revolutions on one foot by each partner.
2. **Spin Combination:** Minimum three revolutions on one foot by each partner for each part of the spin. There is allowed up to one-half rotation on two feet while changing to the other foot simultaneously by each partner.

Step Sequence: One step sequence in dance hold chosen from circular, midline or diagonal and fully utilizing the ice surface. The step sequence should include a variety of steps and turns and must include three-turns, mohawks and brackets executed by both partners;

Synchronized Twizzles: Either synchronized twizzles or a series of synchronized twizzles, minimum one revolution by both partners simultaneously for each twizzle.

Extra elements may be added without penalty.

Two different elements may be reskated, if necessary (see rule 8339).

Duration: Not to exceed 3:10. Vocal music permitted.

Pass total: 0 to 3 points

Honors total: 4 to 6 points

Distinction total: 7 to 9 points

Judging panel required (adult 21+ and adult 50+): Three silver or higher rank dance test judges.

8360 Classification of Solo Free Dance Tests

8361 The standard solo free dance tests are divided into five classes:

Standard Solo Free Dance Test	Prerequisite
Standard juvenile solo free dance	Complete standard preliminary pattern dance test (partnered or solo) or standard juvenile MITF test
Standard intermediate solo free dance	Complete standard bronze pattern dance test (partnered or solo), or standard intermediate MITF test, or standard juvenile free dance test (partnered or solo)
Standard novice solo free dance	Complete standard pre-silver pattern dance test (partnered or solo), or standard novice MITF test, or standard intermediate free dance test (partnered or solo)
Standard junior solo free dance	Complete standard silver pattern dance test (partnered or solo), or standard junior MITF test, or standard novice free dance test (partnered or solo)
Standard senior solo free dance	Complete standard gold pattern dance test (partnered or solo), or standard senior MITF test, or standard junior free dance test (partnered or solo)

A. Any standard solo free dance test may be taken only after the candidate has completed the corresponding level required prerequisites as shown above. No solo free dance test is a prerequisite to any pattern dance test. A solo free dance test may not serve as a prerequisite for any partnered free dance test.

B. Solo free dance tests may not serve as a test requirement for any partnered competition events.

8362 The adult solo free dance tests are divided into five classes:

Adult Solo Free Dance Test	Candidate	Prerequisite
Adult juvenile solo free dance	Adult 21+	Complete standard preliminary pattern dance test (partnered or solo), or standard juvenile MITF test, or adult gold MITF test (adult 21+ passing average), or adult pre-bronze partnered free dance test
	Adult 50+	Complete standard preliminary pattern dance test (partnered or solo), or standard juvenile MITF test, or adult gold MITF test (adult 21+ or adult 50+ passing average), or adult pre-bronze partnered free dance test

Adult Solo Free Dance Test	Candidate	Prerequisite
Adult intermediate solo free dance	Adult 21+	Complete bronze pattern dance test (partnered or solo; standard or adult 21+ or adult 50+ passing average) or intermediate MITF test (standard or adult 21+ passing average) or juvenile free dance test (partnered standard, or solo standard or adult 21+ passing average) or adult bronze partnered free dance test (adult 21+ passing average)
	Adult 50+	Complete bronze pattern dance test (partnered or solo; standard, adult 21+ or adult 50+ passing average) or intermediate MITF test (standard, adult 21+ or adult 50+ passing average) or juvenile free dance test (partnered standard, or solo standard, adult 21+ or adult 50+ passing average) or adult bronze partnered free dance test (adult 21+ or adult 50+ passing average)
Adult novice solo free dance	Adult 21+	Complete pre-silver pattern dance test (partnered or solo; standard or adult 21+ passing average) or novice MITF test (standard or adult 21+ passing average) or intermediate free dance test (partnered standard, or solo standard or adult 21+ passing average) or adult partnered silver free dance test (adult 21+ passing average)
	Adult 50+	Complete pre-silver pattern dance test (partnered or solo; standard, adult 21+ or adult 50+ passing average) or novice MITF test (standard, adult 21+ or adult 50+ passing average) or intermediate free dance test (partnered standard, or solo standard, adult 21+ or adult 50+ passing average) or adult partnered silver free dance test (adult 21+ or adult 50+ passing average)
Adult junior solo free dance	Adult 21+	Complete silver pattern dance test (partnered or solo; standard or adult 21+ passing average) or junior MITF test (standard or adult 21+ passing average) or novice free dance test (partnered standard, or solo standard or adult 21+ passing average) or adult gold partnered free dance test (adult 21+ passing average)
	Adult 50+	Complete silver pattern dance test (partnered or solo; standard, adult 21+ or adult 50+ passing average) or junior MITF test (standard, adult 21+ or adult 50+ passing average) or novice free dance test (partnered standard, or solo standard, adult 21+ or adult 50+ passing average) or adult gold partnered free dance test (adult 21+ or adult 50+ passing average)
Adult senior solo free dance	Adult 21+	Complete gold pattern dance test (partnered or solo; standard or adult 21+ passing average) or senior MITF test (standard or adult 21+ passing average) or junior free dance test (partnered standard, or solo standard or adult 21+ passing average)
	Adult 50+	Complete gold pattern dance test (partnered or solo; standard, adult 21+ or adult 50+ passing average) or senior MITF test (standard, adult 21+ or adult 50+ passing average) or junior free dance test (partnered standard, or solo standard, adult 21+ or adult 50+ passing average)

- A. The passing of a lower level adult solo free dance test as an adult 21+ candidate does not qualify the candidate to take the next higher level standard solo free dance test. The passing of a lower level adult solo free dance test as an adult 50+ candidate does not qualify the candidate to take the next higher level adult (adult 21+ passing average) or standard solo free dance test.
- B. To qualify for any adult solo free dance test as an adult 21+ candidate, the candidate must be 21 years of age or older and must have passed the preceding adult (adult 21+ passing average) or standard prerequisite test listed above. To qualify for any adult solo free dance test as an adult 50+ candidate, the candidate must be 50 years of age or older and must have passed the preceding adult (adult 21+ or adult 50+ passing average) or standard prerequisite test listed above. No solo free dance test is a prerequisite to any pattern dance test. A solo free dance test may not serve as a prerequisite for any partnered free dance test.
- C. A candidate who meets the age requirements in rule 8362 (B) who would like to take an adult partnered free dance test as an adult 50+ candidate must specify this when registering to take the test. If the candidate does not so specify, it will be assumed that the candidate is taking the test as an adult 21+ candidate, regardless of the candidate's age.
- D. Solo free dance tests may not serve as a test requirement for any partnered competition events.

8363 General Requirements for Solo Free Dance Tests

- 8364** A solo free dance is the skating of a creative dance program blending dance steps and movements expressing the character/ rhythm(s) of the dance music chosen by the skater.
- 8365** The solo free dance must contain combinations of new or known dance steps and movements including required elements composed into a well-balanced, whole unit displaying excellent skating technique and the personal creativity of the skater in concept, arrangement and expression.
- 8366** The choreography should clearly reflect the dance character, accents and nuances of the chosen dance music, distinct changes of mood and pace with variations in speed and tempo. The program must utilize the full ice surface.
- 8367** The time must be reckoned from the moment when the skater begins to move or skate until arriving at a complete stop.

- 8368** Music for the solo free dance may be vocal and must have an audible rhythmic beat and melody, or audible rhythmic beat alone, but not melody alone. The music may, however, be without an audible rhythmic beat for the beginning 10 seconds of the program. A program that displays a change in tempo and a well-balanced use of melody, rhythmic beat and musical accents and not melody alone is considered to be of a higher quality because it shows a greater variety of dancing skills. The skater should skate primarily in time to the rhythmic beat and not to the melody alone. Skating out of time or out of phase with the music must be penalized. The music must be suitable for the skater's skating skills.
- 8369** All steps and turns are permitted. Deep edges and intricate footwork displaying skating skill, difficulty, variety and originality that constitute the distinct technical content of the dance must be included in the program and performed by the skater.
- 8370** All elements and movements are allowed, provided that they are appropriate to the character of the music and are not otherwise prohibited within these rules.
- 8371** Full stops, with a maximum duration of five seconds, in which the skater remains stationary on the ice while performing body movements, twisting, posing and the like are allowed.
- 8372** The program must be developed through skating quality rather than through non-skating actions such as sliding on one knee or use of toe steps, which should be used only to reflect the character of the dance and underlining rhythm and nuances of the chosen music. Touching the ice with the hand(s) is not allowed. Kneeling or sliding on two knees, or sitting on the ice is not allowed, and it will be considered a fall. Lying on the ice is also not permitted.
- 8373** Jumps of more than one-half revolution, two or more consecutive half-revolution jumps, and split jumps where the legs are spread more than 45 degrees are not permitted.
- 8374 Definitions and Descriptions**
- A. Description of Edge Elements:**
1. **Short Edge Elements:** A short edge element is a movement where the skater must hold a continuous sustained edge (one lobe) in any selected position. A short edge element must be held for at least three seconds but not more than seven seconds. Turns are not permitted except on the entry or exit of the element. The primary focus is on the quality of edge, and the secondary focus is on the position attained. Some examples include but are not limited to:
 - a. One foot glide in attitude position
 - b. Shoot the duck
 - c. Spirals in varied positions
 - d. Crouch with one leg extended
 - e. Spiral with full split while holding boot
 - f. Spread eagle
 - g. Ina Bauer
 - h. Hydroblade movements
 2. **Combination Edge Element:** A combination edge element consists of two short edge elements performed consecutively that progress on two separate curves to form a serpentine-like (S-shaped) pattern. The short edge on each lobe must be held in position for at least three seconds, but a combination edge element may not exceed 12 seconds. A change of position is not required for each portion of the combination edge element. A turn of no more than one-half revolution is allowed between each short edge element. A change of foot is permitted between each short edge element. A turn on the entry or exit is permitted. The primary focus is on the quality of edge for each part, and the secondary focus is on the positions attained.
- B. Definition of Twizzle Series:** At least two twizzles executed in succession with up to three steps between twizzles.
- C. Definition of Solo Dance Spin:** A solo dance spin is on one foot only. It must have a minimum of three revolutions and may include any number of changes of position. A choreographic dance combination spin must have a change of foot with a minimum of three revolutions on each foot, and may contain any number of positions on either foot. This element should relate to the music and enhance the overall program. No flying entries are permitted on any dance spin.
- D. Definition of Choreographic Character Step Sequence:** Performed anywhere in the program, a step sequence that must be placed around the short axis and proceed from barrier to barrier. The choreographic character step sequence must begin with the skater coming to a full stop near the barrier on either side of the rink near the red line. A stop is not required to show the ending of the element. The pattern of the choreographic character step sequence may vary from the short axis up to 10 meters on either side of the short axis.
- E. Definition of Choreographic Sliding Movement:** Performed anywhere in the program, during which the skater performs a controlled sliding movement on the ice. The following requirements apply:
1. Continuous controlled sliding movement on any part of the body.
 2. May rotate and there is no time restriction.
 3. Controlled sliding on two knees or any part of the body will not be considered as a fall/illegal element during this element.
 4. A sliding movement which finishes as a stop on two knees or sitting/lying on the ice is identified as a Choreographic Sliding Movement, and a deduction for fall/illegal element is applied.
- 8380 Marking of Solo Free Dance Tests**
- 8381** Marks will be awarded on a scale ranging from -3 to +3, in whole number increments, with "0" equal to passing average for test level expectation. Three marks must be awarded for solo free dance tests. The first mark is for "elements," the second mark is for "skating," and the third mark is for "program."

- 8382** The following must be observed during the skating of solo free dance tests:
- A. Elements: see rule 8374
 - B. Skating: see rule 8922 (C)(1)(a) (criteria, solo-specific only)
 - C. Program: see rule 8922 (C)(1)(b)-(C)(1)(e) (criteria, solo-specific only)
- 8383** For adult 21+ solo free dance tests, the candidate should show the same level of achievement in expression, carriage, correct edges and musical interpretation as expected from the standard candidate. Flow, speed, depth of edge, extension and quality of turns should be at least equivalent to that of a standard candidate at one test level below.
- 8384** For adult 50+ solo free dance tests, expression must be at least equivalent to that of a standard candidate at one test level below. Strong development of extension, carriage, flow/speed and depth of edge will not be demanded; however, basic balance, form and skating skills must be adequate to achieve comfortable performance of the steps and elements at every level.
- 8385 Mandatory Deductions:**
If the skater fails to finish a solo free dance test program within the time duration allowed under rule section 8390, a penalty of one point (-1) is deducted from the total for up to every 10 seconds lacking or in excess. (See rule 4513.)
- 8386** For all solo free dance tests, the following information is listed:
- A. Pass total: The total points which must be obtained for the test from an individual judge in order to obtain a “pass” from that judge.
 - B. Honors total: The total points which must be obtained for the test from an individual judge in order to obtain a “pass with honors” from that judge.
 - C. Distinction total: The total points which must be obtained for the test from an individual judge in order to obtain a “pass with distinction” from that judge.
- 8387** In order to pass a solo free dance test, a candidate must have received a “pass total” or a “pass” for the entire test from a majority of the judges. In the case where there is no majority test result among the panel, the second highest result among the panel is awarded (i.e. if results are “pass,” “pass with honors,” and “pass with distinction,” the skater is awarded “pass with honors”).
- 8388 Reskating Any Element of a Solo Free Dance Test**
- A. At the completion of any test and before any other test is conducted, the judge-in-charge must ask the other two judges individually if they wish to see any element reskated before the judges turn in their judging sheets. Should the judges wish a reskate, they must indicate to the judge-in-charge what they wish reskated. This must be done privately without conference. If a majority of the panel requests a reskate, the judge-in-charge will direct the skater to reskate the agreed-upon element(s). If the judges do not agree on which element(s) to reskate, the judge-in-charge will decide. A brief rest and warm-up period is permitted before the reskate is performed.
 - B. A reskate may only be requested if warranted in order to mark a test as “pass”, not as “pass with honors” or “pass with distinction.”
 - C. After a solo free dance test, two different elements may be reskated, if necessary.
 - D. Upon a request for a reskate, the skater may choose to complete any element that fulfills the stated requirement.
 - E. A skater who omitted or substituted for a required element in the test may use one of the reskates to fulfill the stated requirement.
- 8390 Test Expectations, Required Elements, Pass Totals and Judging Panels for Solo Free Dance Tests**
- 8391 Standard Solo Free Dance Tests**
- A. **Juvenile Solo Free Dance Test**
Test expectations: The purpose of this test is to encourage beginning dancers to learn the fundamentals of free dance. General requirements outlined for the preliminary pattern dance test apply equally to the juvenile solo free dance test. The program presented must conform to the rules for solo free dance. The program should display fairly good edges and some evidence of good form. A juvenile solo free dance must include the following required elements:
Edge Element: One short edge element (not to exceed seven seconds).
Solo Dance Spin: One solo dance spin. Solo dance combination spin not permitted.
Step Sequence: One step sequence from the following list: circular, midline or diagonal. The step sequence must fully utilize the ice surface. It should include a variety of steps and turns and must include three-turns and mohawks. Jumps of more than one-half rotation, stops, dance spins, pirouettes, pattern retrogressions and loops must not be included.
Twizzle: One twizzle (not a series). Minimum one revolution.
Extra elements may be added without penalty. Two different elements may be reskated, if necessary (see rule 8388).
Duration: 1:40 +/- 10 seconds to music of the skater’s choice
Pass total: 0 to 3 points
Honors total: 4 to 6 points
Distinction total: 7 to 9 points
Judging panel required: Three bronze or higher rank dance test judges; or one silver or higher rank dance test judge.

B. Intermediate Solo Free Dance Test

Test expectations: General requirements outlined for the bronze pattern dance test apply equally to the intermediate solo free dance test. The program presented must conform to the rules for solo free dance. The program should display moderately good edges and moderately good form. An intermediate solo free dance program must include the following required elements:

Edge Element: One short edge element (not to exceed seven seconds).

Solo Dance Spin: One solo dance spin. Solo dance combination spin not permitted.

Step Sequence: One step sequence from the following list: circular, midline or diagonal. The step sequence must fully utilize the ice surface. It should include a variety of steps and turns and must include three-turns, mohawks and brackets. Jumps of more than one-half rotation, stops, dance spins, pirouettes, pattern retrogressions and loops must not be included.

Twizzle Series: One twizzle series. Minimum one revolution on each foot. No more than three steps between twizzles

Choreographic Character Step Sequence: One choreographic character step sequence performed at any point in the program. Must be placed around the short axis and proceed from barrier to barrier. Must commence with a full stop at one barrier or the other.

Extra elements may be added without penalty. Two different elements may be reskated, if necessary (see rule 8388).

Duration: 1:50 +/- 10 seconds to music of the skater's choice

Pass total: 0 to 3 points

Honors total: 4 to 6 points

Distinction total: 7 to 9 points

Judging panel required: Three bronze or higher rank dance test judges; or one silver or higher rank dance test judge.

C. Novice Solo Free Dance Test

Test expectations: General requirements outlined for the pre-silver pattern dance test apply equally to the novice solo free dance test. The program presented must conform to the rules for solo free dance. While technically a basic program demonstrating fundamental dance moves, it should have good edges and flow, good timing, some expression and display good form. A refined presentation is not expected but can be rewarded and reflected in the judges' program mark. A novice solo free dance program must include the following required elements:

Edge Elements: Two short edge elements (not to exceed seven seconds each). Edge elements should have different positions.

Solo Dance Spin: One solo dance spin, selected from solo dance spin or solo dance combination spin.

Step Sequence: One step sequence from the following list: circular, midline or diagonal. The step sequence must fully utilize the ice surface. It should include a variety of steps and turns and must include three-turns, mohawks, brackets and counters. Jumps of more than one-half rotation, stops, dance spins, pirouettes, pattern retrogressions and loops must not be included.

Twizzle Series: One twizzle series. A minimum of two revolutions is required in each twizzle. No more than three steps between twizzles. Twizzles must have a different entry edge and direction of rotation.

Choreographic Character Step Sequence: One choreographic character step sequence performed at any point in the program. Must be placed around the short axis and proceed from barrier to barrier. Must commence with a full stop at one barrier or the other.

Extra elements may be added without penalty. Two different elements may be reskated, if necessary (see rule 8388).

Duration: 2:00 +/- 10 seconds to music of the skater's choice

Pass total: 0 to 3 points

Honors total: 4 to 6 points

Distinction total: 7 to 9 points

Judging panel required: Three bronze or higher rank dance test judges.

D. Junior Solo Free Dance Test

Test expectations: General requirements outlined for the silver pattern dance test apply equally to the junior solo free dance test. The program presented must conform to the rules for solo free dance. It must be moderately difficult, contain a good variety of movements, and be well composed and well placed on the ice surface. A junior solo free dance program must include the following required elements:

Edge Elements: Two options:

1. One combination edge element (not to exceed 12 seconds), or
2. Two different short edge element (not to exceed seven seconds each).

Short edge elements must have different positions, but positions within the combination edge element may be repeated.

Solo Dance Spin: One solo dance spin, selected from solo dance spin or solo dance combination spin.

Step Sequence: One step sequence from the following list: serpentine, circular, midline or diagonal. The step sequence must fully utilize the ice surface. It should include a variety of steps and turns and must include brackets, counters, rockers and choctaws. Jumps of more than one-half rotation, stops, dance spins, pirouettes, pattern retrogressions and loops must not be included in either step sequence.

Twizzle Series: One twizzle series. A minimum of two revolutions is required in each twizzle. No more than three steps are allowed between twizzles. Twizzles must have a different entry edge and different direction of rotation.

Choreographic Character Step Sequence: One choreographic character step sequence performed at any point in the program. Must be placed around the short axis and proceed from barrier to barrier. Must commence with a full stop at one barrier or the other.

Extra elements may be added without penalty. Two different elements may be reskated, if necessary (see rule 8388).

Duration: 2:20 +/- 10 seconds to music of the skater's choice

Pass total: 0 to 3 points

Honors total: 4 to 6 points

Distinction total: 7 to 9 points

Judging panel required: Three silver or higher rank dance test judges.

E. **Senior Solo Free Dance Test**

Test expectations: General requirements outlined for the gold pattern dance test apply equally to the senior solo free dance test. The program presented must conform to the rules for solo free dance. It must be difficult, varied and display originality. Choreography, expression and utilization of space must be excellent. A senior solo free dance test must include the following required elements:

Edge Elements: Two options:

1. One combination edge element plus one short edge element, or
2. Three different short edge elements

Combination edge elements are not to exceed 12 seconds, and short edge elements are not to exceed seven seconds.

Edge elements must have different positions, but positions within the combination edge element may be repeated.

Solo Dance Spin: One solo dance spin, selected from solo dance spin or solo dance combination spin.

Step Sequence: One step sequence from the following list: serpentine, circular, midline or diagonal. The step sequence must fully utilize the ice surface. It should include a variety of steps and turns and must include brackets, counters, rockers, choctaws and twizzles. Jumps of more than one-half rotation, stops, dance spins, pirouettes, pattern retrogressions and loops must not be included in either step sequence.

Twizzle Series: One twizzle series. A minimum of two revolutions is required in each twizzle. No more than three steps are allowed between twizzles. Twizzles must have a different entry edge and different direction of rotation.

Choreographic Character Step Sequence: One choreographic character step sequence performed at any point in the program. Must be placed around the short axis and proceed from barrier to barrier. Must commence with a full stop at one barrier or the other.

Extra elements may be added without penalty. Two different elements may be reskated, if necessary (see rule 8388).

Duration: 2:40 +/- 10 seconds to music of the skater's choice

Pass total: 0 to 3 points

Honors total: 4 to 6 points

Distinction total: 7 to 9 points

Judging panel required: Three gold dance test judges.

8392 **Adult Solo Free Dance Tests**

A. **Adult Juvenile Solo Free Dance Test**

Test expectations: The purpose of this test is to encourage beginning dancers to learn the fundamentals of free dance. General requirements outlined for the preliminary pattern dance test apply equally to the adult juvenile solo free dance test. The program presented must conform to the rules for solo free dance. The program should display fairly good edges and some evidence of good form. For adult 50+ candidates, see rule 8384. An adult juvenile solo free dance must include the following required elements:

Edge Element: One short edge element (not to exceed seven seconds).

Solo Dance Spin: One solo dance spin. Solo dance combination spin not permitted.

Step Sequence: One step sequence from the following list: circular, midline or diagonal. The step sequence must fully utilize the ice surface. It should include a variety of steps and turns and must include three-turns and mohawks. Jumps of more than one-half rotation, stops, dance spins, pirouettes, pattern retrogressions and loops must not be included

Twizzle: One twizzle (not a series). Minimum one revolution.

Extra elements may be added without penalty. Two different elements may be reskated, if necessary (see rule 8388).

Duration: 1:40 +/- 10 seconds to music of the skater's choice

Pass total: 0 to 3 points

Honors total: 4 to 6 points

Distinction total: 7 to 9 points

Judging panel required (adult 21+ and adult 50+): Three bronze or higher rank dance test judges; or one silver or higher rank dance test judge.

B. **Adult Intermediate Solo Free Dance Test**

Test expectations: General requirements outlined for the pre-bronze pattern dance test apply equally to the adult intermediate solo free dance test. The program presented must conform to the rules for solo free dance. The program should display fairly good edges and some evidence of good form. For adult 50+ candidates, see rule 8384. An adult intermediate solo free dance program must include the following required elements:

Edge Element: One short edge element (not to exceed seven seconds).

Solo Dance Spin: One solo dance spin. Solo dance combination spin not permitted.

Step Sequence: One step sequence from the following list: circular, midline or diagonal. The step sequence must fully utilize the ice surface. It should include a variety of steps and turns and must include three-turns, mohawks and brackets. Jumps of more than one-half rotation, stops, dance spins, pirouettes, pattern retrogressions and loops must not be included.

Twizzle Series: One twizzle series. Minimum one revolution on each foot. No more than three steps between twizzles

Choreographic Character Step Sequence: One choreographic character step sequence performed at any point in the program. Must be placed around the short axis and proceed from barrier to barrier. Must commence with a full stop at one barrier or the other.

Extra elements may be added without penalty. Two different elements may be reskated, if necessary (see rule 8388).

Duration: 1:50 +/- 10 seconds to music of the skater's choice

Pass total: 0 to 3 points

Honors total: 4 to 6 points

Distinction total: 7 to 9 points

Judging panel required (adult 21+ and adult 50+): Three bronze or higher rank dance test judges; or one silver or higher rank dance test judge.

C. Adult Novice Solo Free Dance Test

Test expectations: General requirements outlined for the bronze pattern dance test apply equally to the adult novice solo free dance test. The program presented must conform to the rules for solo free dance. The program presented must conform to the rules for solo free dance. The program should display moderately good edges and moderately good form. For adult 50+ candidates, see rule 8384. An adult novice solo free dance program must include the following required elements:

Edge Elements: Two short edge elements (not to exceed seven seconds each). Edge elements should have different positions.

Solo Dance Spin: One solo dance spin, selected from solo dance spin or solo dance combination spin.

Step Sequence: One step sequence from the following list: circular, midline or diagonal. The step sequence must fully utilize the ice surface. It should include a variety of steps and turns and must include three-turns, mohawks, brackets and counters. Jumps of more than one-half rotation, stops, dance spins, pirouettes, pattern retrogressions and loops must not be included.

Twizzle Series: One twizzle series. Minimum of two revolutions on each foot. No more than three steps between twizzles.

Choreographic Character Step Sequence: One choreographic character step sequence performed at any point in the program. Must be placed around the short axis and proceed from barrier to barrier. Must commence with a full stop at one barrier or the other.

Extra elements may be added without penalty. Two different elements may be reskated, if necessary (see rule 8388).

Duration: 2:00 +/- 10 seconds to music of the skater's choice

Pass total: 0 to 3 points

Honors total: 4 to 6 points

Distinction total: 7 to 9 points

Judging panel required (adult 21+ and adult 50+): Three bronze or higher rank dance test judges.

D. Adult Junior Solo Free Dance Test

Test expectations: General requirements outlined for the pre-silver pattern dance test apply equally to the adult junior solo free dance test. The program presented must conform to the rules for solo free dance. The program presented must conform to the rules for solo free dance. While technically a basic program demonstrating fundamental dance moves, it should have good edges and flow, good timing, some expression and display good form. A refined presentation is not expected but can be rewarded and reflected in the judges' program mark. For adult 50+ candidates, see rule 8384. An adult junior solo free dance program must include the following required elements:

Edge Elements: Two options:

1. One combination edge element (not to exceed 12 seconds), or
2. Two different short edge element (not to exceed seven seconds each).

Short edge elements must have different positions, but positions within the combination edge element may be repeated.

Solo Dance Spin: One solo dance spin, selected from solo dance spin or solo dance combination spin.

Step Sequence: One step sequence from the following list: serpentine, circular, midline or diagonal. The step sequence must fully utilize the ice surface. It should include a variety of steps and turns and must include brackets, counters, rockers and choctaws. Jumps of more than one-half rotation, stops, dance spins, pirouettes, pattern retrogressions and loops must not be included in either step sequence.

Twizzle Series: One twizzle series. A minimum of two revolutions is required in each twizzle. No more than three steps are allowed between twizzles. Twizzles must have a different entry edge and different direction of rotation.

Choreographic Character Step Sequence: One choreographic character step sequence performed at any point in the program. Must be placed around the short axis and proceed from barrier to barrier. Must commence with a full stop at one barrier or the other.

Extra elements may be added without penalty. Two different elements may be reskated, if necessary (see rule 8388).

Duration: 2:20 +/- 10 seconds to music of the skater's choice

Pass total: 0 to 3 points

Honors total: 4 to 6 points

Distinction total: 7 to 9 points

Judging panel required (adult 21+ and adult 50+): Three silver or higher rank dance test judges.

E. Adult Senior Solo Free Dance Test

Test expectations: General requirements outlined for the pre-gold pattern dance test apply equally to the adult senior solo free dance test. The program presented must conform to the rules for solo free dance. It must be moderately difficult, contain a good variety of movements, and be well composed and well placed on the ice surface. For adult 50+ candidates, see rule 8384. An adult senior solo free dance test must include the following required elements:

Edge Elements: Two options:

1. One combination edge element plus one short edge element, or
2. Three different short edge elements

Combination edge elements are not to exceed 12 seconds, and short edge elements are not to exceed seven seconds.

Edge elements must have different positions, but positions within the combination edge element may be repeated.

Solo Dance Spin: One solo dance spin, selected from solo dance spin or solo dance combination spin.

Step Sequence: One step sequence from the following list: serpentine, circular, midline or diagonal. The step sequence must fully utilize the ice surface. It should include a variety of steps and turns and must include brackets, counters, rockers, choctaws and twizzles. Jumps of more than one-half rotation, stops, dance spins, pirouettes, pattern retrogressions and loops must not be included in either step sequence.

Twizzle Series: One twizzle series. A minimum of two revolutions is required in each twizzle. No more than three steps are allowed between twizzles. Twizzles must have a different entry edge and different direction of rotation.

Choreographic Character Step Sequence: One choreographic character step sequence performed at any point in the program. Must be placed around the short axis and proceed from barrier to barrier. Must commence with a full stop at one barrier or the other.

Extra elements may be added without penalty. Two different elements may be reskated, if necessary (see rule 8388).

Duration: 2:40 +/- 10 seconds to music of the skater's choice

Pass total: 0 to 3 points

Honors total: 4 to 6 points

Distinction total: 7 to 9 points

Judging panel required (adult 21+ and adult 50+): Three gold dance test judges.

8400 Ice Dance Competition Requirements and Partnered Free Dance Test Elements

8410 Senior Dance

- A. Test qualifications as of the closing date for entries to the qualifying sectional ice dance challenges: Both partners must have passed the senior moves in the field test, the standard partnered gold dance test and the senior partnered free dance test.
- B. Age requirements as of Sept. 1 prior to the qualifying sectional ice dance challenges: None

8411 Elements for the Senior Rhythm Dance 2021-22

SENIOR RHYTHM DANCE (2021-22) 2:50 +/- 10 seconds Must contain the following elements in any order	
MUSIC and RHYTHMS	<p>At least two different rhythms from the following examples: hip hop, disco, swing, krump, popping, funk, etc., jazz, reggae (reggaeton) and blues. To comply with the ethical values of sports, any music chosen for ice dance competitions must not include aggressive and/or offending lyrics.</p> <ul style="list-style-type: none"> The chosen music must fit the street dance style, and a couple should show choreography and an interpretation of the appropriate street dance style. The style of the dance should not reflect traditional ballroom, including Latin dance rhythms. The pattern dance element, <u>Midnight Blues</u>, may be skated to any of the announced rhythms. The tempo of the music throughout the pattern dance element, must be constant and in accordance with the required tempo and character of the chosen rhythm: 86-96 beats per minute. The pattern dance type step sequence (PSt) must be skated to the same rhythm selected for the pattern dance element. The chosen tune may be the same as for the <u>Midnight Blues</u> or different but must have the same tempo. The tempo of the music throughout the <u>Midnight Blues</u> and PSt must be constant and in accordance with the required tempo.
PATTERN DANCE ELEMENT	<p>One section of <u>Midnight Blues</u> comprised of steps #5-14</p> <ul style="list-style-type: none"> The original prescribed Step #5 is the first step of the pattern dance element, and the original prescribed Step #14 is the last step of the pattern dance element. These steps must be placed in the rink with Step #5 on the opposite side from the judges and with the steps following the specified pattern for the <u>Midnight Blues</u>. Variation of hold is permitted. Crossing the long axis in Steps #7-8 for the lady and man is not considered as a pattern violation. The first step of the dance begins on beat 1 of a musical phrase. <p>AND</p> <p>One pattern dance type step sequence (PSt)(Style C)</p> <ul style="list-style-type: none"> Any exact number of musical phrases Starting immediately following the original Step #14 of the <u>Midnight Blues</u>, concluding at the short axis (middle of the rink) opposite the judges' side Hand-in-hand hold with fully extended arms cannot be established, and partners must remain in contact at all times, even during changes of holds and twizzles. Stops, separations, retrogressions and loops, and hand-in-hand hold with fully extended arms are not permitted.
DANCE LIFT	Maximum one short lift (up to seven seconds)
STEP SEQUENCE	<p>One step sequence in hold or not touching or combination of both (Style B) chosen from midline or diagonal</p> <ul style="list-style-type: none"> Must be skated to a different rhythm than the one chosen for the pattern dance element and pattern dance type step sequence. Retrogression, loops and hand-in-hand hold with fully extended arms are not permitted. One stop is permitted (up to 5 seconds); Separations of no more than two arms lengths are permitted. Touching the ice with controlled movements is allowed. Touching the ice with any part of the body is allowed. May be included during a permitted stop or within any part of the step sequence. Duration up to a maximum of five seconds.
TWIZZLES	<p>One set of sequential twizzles</p> <ul style="list-style-type: none"> At least two twizzles for each partner Must not be in contact between twizzles Up to one step in between twizzles (each push and/or transfer of weight while on two feet between twizzles is considered a step)
ADDITIONAL INFORMATION	<ul style="list-style-type: none"> A dance spin or choreographic spinning movement that does not travel will be considered as a stop. Required elements may be skated anywhere in the program except in the required step sequences See rule 8090 for additional rhythm dance rules See rule 8108 for a list of illegal elements/movements/poses See the Dance Glossary for descriptions of specific elements See the Members Only site for key points for the pattern dance elements, the scale of values and calling specifications

SENIOR FREE DANCE & FREE DANCE TEST (2021-22) 4:00 +/- 10 seconds		
PROGRAM	Competition: Must contain the following elements in any order	Test: Must contain the following elements in any order
DANCE LIFTS	Not more than: - Three different types of short lifts OR - One short lift and one combination lift (the type of the short lift must be different from the type(s) of short lifts forming the combination lift) Combination lift may be held for up to 12 seconds Short lifts may be held for up to seven seconds each	Same as competition requirements
DANCE SPINS	One dance spin (spin or combination spin) but not more <ul style="list-style-type: none"> • If spin, must have a minimum of three revolutions on one foot by both partners • If spin combination, must have a minimum of three revolutions in either part by both partners 	Same as competition requirements
STEP SEQUENCES	One step sequence in hold (Style B) (straight line or curved) AND One one foot step sequence (not touching, turns performed on one foot by each partner and must be started with the first turn at the same time) <ul style="list-style-type: none"> • Specifications of Style B: <ul style="list-style-type: none"> • One pattern retrogression is permitted, but no more. If performed, it must not exceed two measures of music. • Separations of more than two arms lengths and/or exceeding five seconds in duration are not permitted. • Loops are not permitted, but a narrow loop is an acceptable shape in the retrogression. • Stops are not permitted. Dance spins and pirouettes are stops. • Hand-in-hand hold with fully extended arms cannot be established. • The pattern of the step sequence (Style B) must maintain the integrity or basic shape of the chosen pattern. 	Same as competition requirements <ul style="list-style-type: none"> • The step sequence(s) should include a variety of steps and turns and must include brackets, counters, rockers, choctaws and twizzles executed by both partners.
TWIZZLES	One set of synchronized twizzles <ul style="list-style-type: none"> • At least two twizzles for each partner, with a minimum of two steps and up to four steps in between first and second twizzles. (Each push and/or transfer of weight while on two feet between twizzles is considered a step.) • Partners must be in contact at some point between first and second twizzles. 	Same as competition requirements <ul style="list-style-type: none"> • Minimum two revolutions in each twizzle by both partners.
CHOREO-GRAPHIC ELEMENT	Three different choreographic elements chosen from: <ul style="list-style-type: none"> • Choreographic lift • Choreographic spinning movement • Choreographic twizzling movement • Choreographic sliding movement • Choreographic character step sequence 	
ADDITIONAL INFORMATION	<ul style="list-style-type: none"> • Required elements may be skated anywhere in the program except in the required step sequences • See rule 8095 for additional free dance rules • See rule <u>8108</u> for a list of illegal elements/movements/<u>poses</u> • See the Dance Glossary for descriptions of specific elements • See the Members Only site for the scale of values, calling specifications and judging instructions 	<ul style="list-style-type: none"> • Required elements may be skated anywhere in the program except in the required step sequences • Extra elements may be added without penalty • See the Dance Glossary for descriptions of specific elements • Two different elements may be reskated, if necessary

8420 Junior Dance

A. Test qualifications as of the closing date for entries to the qualifying sectional ice dance challenges: Both partners must have passed the junior moves in the field test or higher, at least two standard partnered pre-gold dances and the junior partnered free dance test (see note).

Note: It is permissible for one or both of the partners to have passed the senior free dance test and still remain eligible to compete at the junior dance level, provided that neither skater has competed at the senior dance level in a qualifying competition.

B. Age requirements as of Sept. 1 prior to the qualifying sectional ice dance challenges: None

8421 Elements for the Junior Rhythm dance 2021-22

JUNIOR RHYTHM DANCE (2021-22) 2:50 +/- 10 seconds Must contain the following elements in any order	
MUSIC and RHYTHMS	<u>At least two different rhythms from the following examples: hip hop, disco, swing, krump, popping, funk, etc., jazz, reggae (reggaeton) and blues. To comply with the ethical values of sports, any music chosen for ice dance competitions must not include aggressive and/or offending lyrics.</u> <ul style="list-style-type: none">• The chosen music must fit the street dance style, and a couple should show choreography and an interpretation of the appropriate street dance style. The style of the dance should not reflect traditional ballroom, including Latin dance rhythms.• The pattern dance element, Blues, may be skated to any of the announced rhythms but must be skated to the same street dance style and same tune.• The tempo of the music throughout the pattern dance element must be constant and in accordance with the required tempo and character of the chosen rhythm: 86-90 beats per minute.
PATTERN DANCE ELEMENT	<u>Two sequences of the Blues can be skated in any order, either skated one after the other or separately. Step #1 of each sequence must be skated on a different side of the ice surface.</u> <ul style="list-style-type: none">• <u>Excluding the key points, variation of hold is permitted.</u>• The first step of the dance begins on beat 1 of a musical phrase.
DANCE LIFT	Maximum of one short lift (up to seven seconds)
STEP SEQUENCE	One step sequence in hold or not touching or combination of both (Style B) chosen from midline or diagonal <ul style="list-style-type: none">• Must be skated to a different rhythm from the one chosen for the pattern dance element.• Retrogression, loops and hand-in-hand hold with fully extended arms are not permitted.• One stop is permitted (up to 5 seconds); Separations of no more than two arms lengths are permitted.• <u>Touching the ice with controlled movements is allowed.</u>• <u>Touching the ice with any part of the body is allowed. May be included during a permitted stop or within any part of the step sequence. Duration up to a maximum of five seconds.</u>
TWIZZLES	One set of sequential twizzles <ul style="list-style-type: none">• At least two twizzles for each partner• Must not be in contact between twizzles• Up to one step in between twizzles (each push and/or transfer of weight while on two feet between twizzles is considered a step)
ADDITIONAL INFORMATION	<ul style="list-style-type: none">• A dance spin or choreographic spinning movement that does not travel will be considered as a stop.• Required elements may be skated anywhere in the program except in the required step sequences• See rule 8090 for additional rhythm dance rules• See rule 8108 for a list of illegal elements/movements/poses• See the Dance Glossary for descriptions of specific elements• See Members Only site for key points for the pattern dance elements, the scale of values and calling specifications

JUNIOR FREE DANCE & FREE DANCE TEST (2021-22) 3:30 +/- 10 seconds		
PROGRAM	Competition: Must contain the following elements in any order	Test: Must contain the following elements in any order
DANCE LIFTS	Not more than: - Two different types of short lifts OR - One combination lift Combination lift may be held for up to 12 seconds Short lifts may be held for up to seven seconds each	Same as competition requirements
DANCE SPINS	One dance spin (spin or combination spin) but not more • If spin, must have a minimum of three revolutions on one foot by both partners • If spin combination, must have a minimum of three revolutions in either part by both partners	Same as competition requirements
STEP SEQUENCE	One step sequence in hold (Style B) (straight line or curved) AND One one foot step sequence (not touching, turns performed on one foot by each partner and must be started with the first turn at the same time) • Specifications of Style B: • One pattern retrogression is permitted, but no more. If performed, it must not exceed two measures of music. • Separations of more than two arms lengths and/or exceeding five seconds in duration are not permitted. • Loops are not permitted, but a narrow loop is an acceptable shape in the retrogression. • Stops are not permitted. Dance spins and pirouettes are stops. • Hand-in-hand hold with fully extended arms cannot be established. • The pattern of the step sequence (Style B) must maintain the integrity or basic shape of the chosen pattern.	Same as competition requirements • The step sequence(s) should include a variety of steps and turns and must include brackets, counters, rockers and choctaws executed by both partners.
TWIZZLES	One set of synchronized twizzles • At least two twizzles for each partner, with a minimum of two steps and up to four steps in between first and second twizzles. (Each push and/or transfer of weight while on two feet between twizzles is considered a step.) • Partners must be in contact at some point between first and second twizzles.	Same as competition requirements • Minimum two revolutions in each twizzle by both partners.
CHOREOGRAPHIC ELEMENT	Two different choreographic elements chosen from: • Choreographic lift • Choreographic spinning movement • Choreographic twizzling movement • Choreographic sliding movement • Choreographic character step sequence	
ADDITIONAL INFORMATION	<ul style="list-style-type: none"> Required elements may be skated anywhere in the program except in the required step sequences See rule 8095 for additional free dance rules See rule 8108 for a list of illegal elements/movements/<u>poses</u> See the Dance Glossary for descriptions of specific elements See Members Only site for the scale of values, calling specifications and judging instructions 	<ul style="list-style-type: none"> Required elements may be skated anywhere in the program except in the required step sequences Extra elements may be added without penalty See the Dance Glossary for descriptions of specific elements Two different elements may be reskated, if necessary

8430 Novice Dance

A. Test qualifications as of the closing date for entries to the qualifying sectional ice dance challenges: Both partners must have passed the novice moves in the field test or higher, at least one dance of the standard partnered silver dance test and the novice partnered free dance test (see note).

Note: It is permissible for one or both of the partners to have passed the junior free dance test and still remain eligible to compete at the novice dance level, provided that neither skater has competed at the junior dance level in a qualifying competition.

B. Age requirements as of Sept. 1 prior to the qualifying sectional ice dance challenges: None

8431 Selection of Novice Pattern Dances

For each competition season, the chair of the Dance Development and Technical Committee will announce the pattern dances for the upcoming competitive season no later than 15 days after publication of the ISU Communication announcing the pattern dances for international dance competitions.

8432 Elements for Novice Free Dance and Novice Free Dance Test

NOVICE FREE DANCE & FREE DANCE TEST 3:00 +/- 10 seconds		
PROGRAM	Competition: Must contain the following elements in any order	Test: Must contain the following elements in any order
DANCE LIFTS	Not more than two different types of short lifts <ul style="list-style-type: none">• Combination lifts not permitted• Short lifts may be held for up to seven seconds each	Same as competition requirements
DANCE SPINS	Maximum of one dance spin (spin or combination spin) <ul style="list-style-type: none">• If spin, must have a minimum of three revolutions on one foot by both partners• If spin combination, must have a minimum of three revolutions in either part by both partners	Same as competition requirements
STEP SEQUENCES	Maximum of two step sequences <ul style="list-style-type: none">• One must be circular, midline, diagonal or serpentine in hold• One must be a choreographic character step sequence• The step sequence in hold must be skated in dance holds or variations thereof, except hand-in-hand hold in sustained position with fully extended arms and will be called using Style B specifications:<ul style="list-style-type: none">• One pattern retrogression is permitted, but no more. If performed, it must not exceed two measures of music.• Separations are permitted provided they are no more than two arms lengths in distance and do not exceed five seconds in duration.• Loops are not permitted, but a narrow loop is an acceptable shape in the retrogression.• Stops are not permitted. Dance spins and pirouettes are stops• Hand-in-hand hold not permitted with fully extended arms.• The pattern of the step sequence (Style B) must maintain the integrity or basic shape of the chosen pattern. Some deviations in the chosen pattern are expected in order to complete the required turns.• Step sequences may be performed in any order• Dance spins and pirouettes are stops	Same as competition requirements <ul style="list-style-type: none">• Should include a variety of steps and turns and must include three-turns, mohawks, brackets and counters executed by both partners.
TWIZZLES	Maximum of one set of synchronized twizzles <ul style="list-style-type: none">• At least two twizzles for each partner, with a minimum of two steps and up to four steps in between first and second twizzles. (Each push and/or transfer of weight while on two feet between twizzles is considered a step.)• Partners must be in contact at some point between first and second twizzles.	Same as competition requirements <ul style="list-style-type: none">• Minimum two revolutions in each twizzle by both partners.
ADDITIONAL INFORMATION	<ul style="list-style-type: none">• Required elements may be skated anywhere in the program except in the required step sequences• See rule 8095 for additional free dance rules• See rule 8108 for a list of illegal elements/movements/poses• See the Dance Glossary for descriptions of specific elements• See Members Only site for the scale of values, calling specifications and judging instructions	<ul style="list-style-type: none">• Required elements may be skated anywhere in the program except in the required step sequences• Extra elements may be added without penalty• See the Dance Glossary for descriptions of specific elements• Two different elements may be reskated, if necessary

8440 Intermediate Dance

A. Test qualifications as of the closing date for entries to the qualifying sectional ice dance challenges: Both partners must have passed the intermediate moves in the field test or higher, the standard partnered bronze dance test or higher, and the intermediate partnered free dance test (see note).

Note: It is permissible for one or both of the partners to have passed the novice free dance test and still remain eligible to compete at the intermediate dance level, provided that neither skater has competed at the novice dance level in a qualifying competition.

B. Age requirements as of Sept. 1 prior to the qualifying sectional ice dance challenges: Under 18 years of age.

8441 Selection of Intermediate Pattern Dances

For each competition season, the following groups of two pattern dances will alternate in the order shown.

A. 2021-22 Group C – European Waltz, Rocker Foxtrot

1. Each couple may provide their own music for each dance. See rule 8031 (B) for requirements.
2. The dances will be skated in the order listed.
3. Draw for the skating order of the couples will be made in accordance with rules 2722, 2723 and 8074.
4. The number of sequences of each dance will be as specified in rule 8075.

B. 2022-23 Group D – Tango, Fourteenstep

C. 2023-24 Group A – Rocker Foxtrot, European Waltz

D. 2024-25 Group B – American Waltz, Foxtrot

8442 Elements for Intermediate Free Dance and Intermediate Free Dance Test

INTERMEDIATE FREE DANCE & FREE DANCE TEST 2:30 +/- 10 seconds		
PROGRAM	Competition: Must contain the following elements in any order	Test: Must contain the following elements in any order
DANCE LIFTS	Maximum of two different short lifts (up to seven seconds each) <ul style="list-style-type: none">• Combination lifts are not permitted	<ul style="list-style-type: none">• Two different types of short lifts (up to seven seconds each), but no more• Selected from stationary, straight line, curve or rotational lift• Combination lifts are not permitted.
DANCE SPINS	Maximum of one dance spin (spin or combination spin) <ul style="list-style-type: none">• If spin, must have a minimum of three revolutions on one foot by both partners• If combination spin, must have a minimum of three revolutions in either part by both partners	One dance spin or combination spin <ul style="list-style-type: none">• If spin, minimum three revolutions on one foot by each partner• If combination, minimum three revolutions on one foot by each partner for each part, and maximum one-half rotation on two feet while changing feet simultaneously by both
STEP SEQUENCES	Maximum of one step sequence chosen from circular, midline or diagonal in hold <ul style="list-style-type: none">• Must utilize the full ice surface• Must be skated in dance holds or variations thereof, except hand-in-hand hold in sustained position with fully extended arms• Serpentine and not touching step sequences are NOT permitted• Will utilize the calling specifications of Style B.<ul style="list-style-type: none">• One pattern retrogression is permitted, but no more. If performed, it must not exceed two measures of music.• Separations are permitted provided they are no more than two arms lengths in distance and do not exceed five seconds in duration.• Loops are not permitted, but a narrow loop is an acceptable shape in the retrogression.• Stops are not permitted. Dance spins and pirouettes are stops• Hand-in-hand hold not permitted with fully extended arms.• The pattern of the step sequence (Style B) must maintain the integrity or basic shape of the chosen pattern. Some deviations in the chosen pattern are expected in order to complete the required turns.• Dance spins and pirouettes are stops	One step sequence (in hold) from the following list: circular, midline or diagonal. <ul style="list-style-type: none">• Must utilize the full ice surface• Should include a variety of steps and turns and must include three-turns, mohawks and brackets executed by both partners.
TWIZZLES	Maximum of one set of synchronized twizzles <ul style="list-style-type: none">• At least two twizzles for each partner, with a minimum of two steps and up to four steps in between first and second twizzles. (Each push and/or transfer of weight while on two feet between twizzles is considered a step.)• Partners must be in contact at some point between first and second twizzles.	One synchronized twizzle, <ul style="list-style-type: none">• Minimum one revolution by both partners.
ADDITIONAL INFORMATION	<ul style="list-style-type: none">• Required elements may be skated anywhere in the program except in the required step sequences• See rule 8095 for additional free dance rules• See rule 8108 for a list of illegal elements/movements/poses• See the Dance Glossary for descriptions of specific elements• See Members Only site for the scale of values, calling specifications and judging instructions	<ul style="list-style-type: none">• Required elements may be skated anywhere in the program except in the required step sequences• Extra elements may be added without penalty• See the Dance Glossary for descriptions of specific elements• Two different elements may be reskated, if necessary

8450 Juvenile Dance

A. Test qualifications as of the closing date for entries to the qualifying sectional ice dance challenges: Both partners must have passed the juvenile moves in the field test or higher, the standard partnered preliminary dance test or higher and the juvenile partnered free dance test (see note).

Note: It is permissible for one or both of the partners to have passed the intermediate free dance test and still remain eligible to compete at the juvenile dance level, provided that neither skater has competed at the intermediate dance level in a qualifying competition.

B. Age requirements as of Sept. 1 prior to the qualifying sectional ice dance challenges: Under 16 years of age

8451 Selection of Juvenile Pattern Dances

For each competition season, the following groups of two pattern dances will alternate in the order shown.

A. 2021-22 Group C – Fourteenstep, Willow Waltz

1. Each couple may provide their own music for each dance. See rule 8031 (B) for requirements.
2. The dances will be skated in the order listed.
3. Draw for the skating order of the couples will be made in accordance with rules 2722, 2723 and 8074;
4. The number of sequences in each dance will be specified in rule 8075.

B. 2022-23 Group D – Foxtrot, Cha Cha

C. 2023-24 Group A – Willow Waltz, Fiesta Tango

D. 2024-25 Group B – Hickory Hoedown, Ten-Fox

8452 Elements for Juvenile Free Dance and Juvenile Free Dance Test

JUVENILE FREE DANCE & FREE DANCE TEST 2:15 +/- 10 seconds		
PROGRAM	Competition: Must contain the following elements in any order	Test: Must contain the following elements in any order
DANCE LIFTS	Maximum of two different types of short lifts (up to seven seconds each) <ul style="list-style-type: none">• Combination lifts are not permitted	One or two different types of short lifts (up to seven seconds each), but no more. <ul style="list-style-type: none">• Selected from stationary, straight line, curve or rotational lift• Combination lifts are not permitted.
DANCE SPINS	Maximum of one dance spin (spin or combination spin) <ul style="list-style-type: none">• If spin, must have a minimum of three revolutions on one foot by both partners• If combination spin, must have a minimum of three revolutions in either part by both partners	One dance spin or combination spin <ul style="list-style-type: none">• If spin, minimum three revolutions on one foot by each partner• If combination, minimum three revolutions on one foot by each partner for each part, and maximum one-half rotation on two feet while changing feet simultaneously by both
STEP SEQUENCES	Maximum of one choreographic step sequence chosen from circular, midline or diagonal in hold <ul style="list-style-type: none">• Must utilize the full ice surface• Must be skated in dance holds or variations thereof, except hand-in-hand hold in sustained position with fully extended arms• Serpentine and not touching step sequences are NOT permitted• Any separation to change hold must not exceed one measure of music• Stops, pattern retrogressions and loops are not permitted• Dance spins and pirouettes are stops• A step sequence that meets the minimum requirements above will be awarded a fixed base value with the value of a Level 1 step sequence and evaluated by the judges in GOE• A step sequence that does not meet the minimum requirements above will receive no value	One step sequence (in hold) from the following list: circular, midline or diagonal. <ul style="list-style-type: none">• Must utilize the full ice surface• Should include a variety of steps and turns and must include three-turns and mohawks executed by both partners
TWIZZLES	Maximum of one synchronized twizzle (at least one full rotation) <ul style="list-style-type: none">• If a set of synchronized twizzles is performed instead of the required synchronized twizzle, only the first twizzle of the set will be called (IJS) or considered by the judges in the technical mark (6.0 system). The additional twizzle and steps can be considered by the judges in the program components.	One synchronized twizzle <ul style="list-style-type: none">• Minimum one revolution by both partners.
ADDITIONAL INFORMATION	<ul style="list-style-type: none">• Required elements may be skated anywhere in the program except in the required step sequences• See rule 8095 for additional free dance rules• See rule 8108 for a list of illegal elements/movements/<u>poses</u>• See the Dance Glossary for descriptions of specific elements• See Members Only site for the scale of values, calling specifications and judging instructions	<ul style="list-style-type: none">• Required elements may be skated anywhere in the program except in the required step sequences• Extra elements may be added without penalty• See the Dance Glossary for descriptions of specific elements• Two different elements may be reskated, if necessary

8460 Pre-Juvenile Dance

Note: Pre-juvenile dance is considered a nonqualifying event and is held at the sectional ice dance challenges only at the discretion of the local organizing committee. Please refer to rule 3014.

A. Test qualifications as of the closing date for entries to the qualifying sectional ice dance challenges: Both partners must have passed the preliminary moves in the field test or higher and two standard partnered preliminary dances or higher.

Note: It is permissible for one or both of the partners to have passed the juvenile free dance test and still remain eligible to compete at the pre-juvenile dance level, provided that neither skater has competed at the juvenile dance level in a qualifying competition.

B. Age requirements as of Sept. 1 prior to the qualifying sectional ice dance challenges: Under 14 years of age

8461 Selection of Pre-Juvenile Pattern Dances

For each competition season, the initial and final round dances will be from the following groups of two pattern dances:

A. For 2021-22 Group B will be skated

Group B: Initial Round – Rhythm Blues, Canasta Tango

Final Round – Cha Cha, Swing Dance

B. For 2022-23 Group A will be skated

Group A: Initial Round – Dutch Waltz, Cha Cha

Final Round – Rhythm Blues, Fiesta Tango

C. Each couple may provide their own music for each dance. See rule 8031 (B) for requirements.

D. The dances will be skated in the order listed.

E. The skating order shall remain the same for each dance of the final round.

8462 Elements for Pre-Juvenile Free Dance

PRE-JUVENILE FREE DANCE 2:00 +/- 10 seconds Must contain the following elements in any order	
DANCE LIFTS	Maximum of one short lift (up to seven seconds) <ul style="list-style-type: none">• Chosen from straight line lift, curve lift or stationary lift• Rotational lifts and combination lifts are not permitted
DANCE SPINS	Maximum of one dance spin <ul style="list-style-type: none">• Must have a minimum of three revolutions on one foot by both partners• Combination spins are not permitted
STEP SEQUENCES	Maximum of one choreographic step sequence chosen from circular, midline or diagonal in hold <ul style="list-style-type: none">• Must utilize the full ice surface• Must be skated in dance holds or variations thereof, except hand-in-hand hold in sustained position with fully extended arms• Serpentine and not touching step sequences are not permitted• Stops, pattern retrogressions and loops are not permitted• Dance spins and pirouettes are stops• Jumps of up to one revolution are permitted as long as they are not performed simultaneously• If a lift is performed in a step sequence, it will be identified and called “no value”, and the judges will ignore the element• If a dance spin is performed in a step sequence, it will be called and identified “no value”, and the judges will consider it a stop (not permitted element) If judged under IJS: <ul style="list-style-type: none">• A step sequence that meets the minimum requirements above will be awarded a fixed base value with the value of a Level 1 step sequence and evaluated by the judges in GOE• A step sequence that does not meet the minimum requirements above will receive no value
TWIZZLES	Maximum of one synchronized twizzle (at least one full rotation, maximum of two rotations) <ul style="list-style-type: none">• A set of synchronized twizzles is not permitted
ADDITIONAL INFORMATION	<ul style="list-style-type: none">• Required elements may be skated anywhere in the program except in the required step sequences• A dance spin and a dance lift performed as a combination are not permitted• See rule 8095 for additional free dance rules• See rule 8108 for a list of illegal elements/movements/poses• See the Dance Glossary for descriptions of specific elements• See Members Only site for the scale of values, calling specifications and judging instructions

8500 Adult Partnered Ice Dance Competition Requirements

8501 Adult dance events:

- A. Adult dance events are open to skaters who are at least 21 years of age at closing date for entries. See rules 2212 and 2543. For the centennial dance event, both partners must be at least 50 years of age at closing date for entries.
- B. The pattern dances are selected by the Dance Development and Technical Committee and announced no later than the spring Board of Directors meeting.
- C. The draws shall be conducted according to rules 2722 and 2723. The number of sequences of each dance shall be as specified in rule 8075.
- D. Any skater who has competed in the U.S. Figure Skating Championships, the ISU World Figure Skating Championships, the ISU World Junior Figure Skating Championships, an ISU Grand Prix event, an ISU Junior Grand Prix event, an ISU Challenger Series event or the Olympic Winter Games in novice dance, junior dance, or senior dance:
 1. May not compete in the adult gold, adult pre-gold, adult silver, adult pre-silver, adult bronze, or adult pre-bronze dance events.
 2. May compete in the championship adult, masters open and centennial dance events.

8510 Championship Adult Dance Event

Test qualifications as of the closing date for entries: One partner must have passed at least one standard or adult (adult 21+ or adult 50+ passing average) partnered pre-gold dance; the other partner must have passed at least one standard or adult (adult 21+ or adult 50+ passing average) partnered silver dance.

8511 Selection of Championship Adult Pattern Dances

- A. For each competitive season, the following groups of initial round dances will rotate in the order shown:
 1. 2021-22 Group 4 Initial Round – Kilian, Westminster Waltz
Final Round – free dance
 2. 2022-23 Group 1 Initial Round – Blues, Quickstep
Final Round – free dance
 3. 2023-24 Group 2 Initial Round – Paso Doble, Starlight Waltz
Final Round – free dance
 4. 2024-25 Group 3 Initial Round – Blues, Silver Samba
Final Round – free dance
- B. The dances will be skated in the order listed.
- C. Draw for the skating order of the couples shall be made in accordance with rules 2722, 2723 and 8074.
- D. Each couple may provide their own music for each dance. See rule 8031 (B) for requirements.

8512 Elements for Championship Adult/Adult Gold/Adult Pre-Gold/Masters Open Free Dance

In the final round, each of the couples shall present a free dance in accordance with rule 8095. The draw for the starting order of the couples will be made in accordance with rules section 2730.

CHAMPIONSHIP ADULT/ADULT GOLD/ADULT PRE-GOLD/MASTERS OPEN FREE DANCE 3:10 maximum time Must contain the following elements in any order	
DANCE LIFTS	Not more* than one combination lift (up to 12 seconds) or two different types of short lifts (up to seven seconds each) • One additional choreographic short lift (up to seven seconds) may be executed but will not be called by the technical panel or evaluated by the judges for GOE. Lifts will be considered in the order of execution.
DANCE SPINS	Maximum of one dance spin (spin or spin combination) • If spin, must have a minimum of three revolutions on one foot by both partners • If spin combination, must have a minimum of three revolutions in either part by both partners
STEP SEQUENCES	Maximum of one choreographic step sequence chosen from circular, midline or diagonal • Must utilize the full ice surface • Must be skated in dance holds or variations thereof, except hand-in-hand hold in sustained position with fully extended arms • Serpentine and not touching types of step sequences are not permitted • Any separation to change hold must not exceed one measure of music • Stops, pattern retrogressions and loops are not permitted • Dance spins and pirouettes are stops • A step sequence that meets the minimum requirements above will be awarded a fixed base value with the value of a Level 1 step sequence and evaluated by the judges in GOE • A step sequence that does not meet the minimum requirements above will receive no value
TWIZZLES	Maximum of one synchronized twizzle (at least one full rotation) • No stop is permitted before the twizzle • If a set of synchronized twizzles is performed instead of the required synchronized twizzle, only the first twizzle of the set will be called by the technical panel (IJS) or considered by the judges in the technical mark (6.0 system). The additional twizzle and steps can be considered by the judges in the program components.
ADDITIONAL INFORMATION	• Required elements may be skated anywhere in the program except in the required step sequence • One sliding element may be executed, but it will not be called by the technical panel or evaluated by the judges for GOE • See rule 8095 for additional free dance rules • See rule 8108 for a list of illegal elements/movements/poses • See the Dance Glossary for descriptions of specific elements • See Members Only site for the scale of values, calling specifications and judging instructions

8520 Adult Gold Dance Event

Test qualifications as of the closing date for entries: One partner must have passed at least one standard or adult (adult 21+ or adult 50+ passing average) partnered gold dance; the other partner must have passed at least one standard or adult (adult 21+ or adult 50+ passing average) partnered pre-gold dance. Any skater who has competed in the U.S. Figure Skating Championships, the ISU World Figure Skating Championships, the ISU World Junior Figure Skating Championships, an ISU Grand Prix event, an ISU Junior Grand Prix event, an ISU Challenger Series event or the Olympic Winter Games in novice dance, junior dance or senior dance will be ineligible to compete in this event.

8521 Selection of Adult Gold Pattern Dances

A. For each competitive season, the following groups of initial round dances will rotate in the order shown:

- 2021-22 Group 4 Initial Round – Paso Doble, Westminster Waltz
Final Round – free dance
- 2022-23 Group 1 Initial Round – Quickstep, Argentine Tango
Final Round – free dance
- 2023-24 Group 2 Initial Round – Kilian, Starlight Waltz
Final Round – free dance
- 2024-25 Group 3 Initial Round – Viennese Waltz, Silver Samba
Final Round – free dance

B. The dances will be skated in the order listed.

C. Draw for the skating order of the couples shall be made in accordance with rule 8074.

D. Each couple may provide their own music for each dance. See rule 8031 (B) for requirements.

8522 Adult Gold Free Dance

In the final round, each of the couples shall present a free dance to be skated in accordance with the provisions of rule 8512. The draw for the starting order of the couples shall be made in accordance with rules section 2730.

8530 Adult Pre-Gold Dance Event

Test qualifications as of the closing date for entries: One partner must have passed at least one standard or adult (adult 21+ or adult 50+ passing average) partnered pre-gold dance; the other partner must have passed at least one standard or adult (adult 21+ or adult 50+ passing average) partnered silver dance. Neither partner may have completed the standard or adult (adult 21+ or adult 50+ passing average) partnered gold dance test or more than one standard or adult (adult 21+ or adult 50+ passing average) partnered international dance test. Note: for determining competition eligibility for this rule, a Starlight Waltz test passed prior to Sept. 1, 2003, is considered a pre-gold dance, not an international dance. Any skater who has competed in the U.S. Figure Skating Championships, the ISU World Figure Skating Championships, the ISU World Junior Figure Skating Championships, an ISU Grand Prix event, an ISU Junior Grand Prix event, an ISU Challenger Series event or the Olympic Winter Games in novice dance, junior dance or senior dance will be ineligible to compete in this event.

8531 Selection of Adult Pre-Gold Pattern Dances

A. For each competitive season, the following groups of initial round dances will rotate in the order shown:

1. 2021-22 Group 4 Initial Round – Rocker Foxtrot, Kilian
Final Round – free dance
2. 2022-23 Group 1 Initial Round – Blues, Starlight Waltz
Final Round – free dance
3. 2023-24 Group 2 Initial Round – American Waltz, Paso Doble
Final Round – free dance
4. 2024-25 Group 3 Initial Round – Tango, Blues
Final Round – free dance

B. The dances will be skated in the order listed.

C. Draw for the skating order of the couples shall be made in accordance with rule 8074.

D. Each couple may provide their own music for each dance. See rule 8031 (B) for requirements.

8532 Adult Pre-Gold Free Dance

In the final round, each of the couples shall present a free dance to be skated in accordance with the provisions of rule 8512. The draw for the starting order of the couples shall be made in accordance with rules section 2730.

8540 Masters Open Dance Event

Test qualifications as of the closing date for entries: One partner must have passed at least one standard or adult (adult 21+ or adult 50+ passing average) partnered gold dance; the other partner must have passed at least one standard or adult (adult 21+ or adult 50+ passing average) partnered pre-gold dance.

8541 Selection of Masters Open Pattern Dances

A. For each competitive season, the following groups of initial round dances will rotate in the order shown:

1. 2021-22 Group 3 Initial Round – Westminster Waltz, Rhumba
Final Round – free dance
2. 2022-23 Group 4 Initial Round – Quickstep, Tango Romantica
Final Round – free dance
3. 2023-24 Group 1 Initial Round – Starlight Waltz, Cha Cha Congelado
Final Round – free dance
4. 2024-25 Group 2 Initial Round – Silver Samba, Viennese Waltz
Final Round – free dance

B. The dances will be skated in the order listed.

C. Draw for the skating order of the couples shall be made in accordance with rule 8074.

D. Each couple may provide their own music for each dance. See rule 8031 (B) for requirements.

8542 Masters Open Free Dance

In the final round, each of the couples shall present a free dance to be skated in accordance with the provisions of rule 8512. The draw for the starting order of the couples shall be made in accordance with rules section 2730.

8550 Adult Silver and Lower Dance

Note: For the following dance events:

A. The pattern dances will be skated in the order listed;

B. The draw for the skating order of the couples in the initial round shall be made in accordance with rules 2722, 2723 and 8074;

C. The draws shall be conducted according to rules 2731, 2732, 2735 (A) and (C) and 2736;

D. The skating order shall remain the same for each dance of the final round.

8560 Adult Silver Dance Event

Test qualifications as of the closing date for entries: One partner must have passed at least one standard or adult (adult 21+ or adult 50+ passing average) partnered silver dance; the other partner must have passed at least one standard or adult (adult 21+ or adult 50+ passing average) partnered pre-silver dance. Neither partner may have completed the standard or adult (adult 21+ or adult 50+ passing average) partnered pre-gold dance test. Any skater who has competed in the U.S. Figure Skating Championships, the ISU World Figure Skating Championships, the ISU World Junior Figure Skating Championships, an ISU Grand Prix event, an ISU Junior Grand Prix event, an ISU Challenger Series event or the Olympic Winter Games in novice dance, junior dance or senior dance will be ineligible to compete in this event.

8561 Selection of Adult Silver Pattern Dances

- A. For each competitive season, the following groups of initial and final round dances will rotate in the order shown:
1. 2021-22 Group 1 Initial Round – Foxtrot, American Waltz
Final Round – Blues
 2. 2022-23 Group 2 Initial Round – European Waltz, Tango
Final Round – Rocker Foxtrot
 3. 2023-24 Group 3 Initial Round – European Waltz, Fourteenstep
Final Round – Tango
- B. The dances will be skated in the order listed.
- C. Draw for the skating order of the couples will be made in accordance with rule 8074.
- D. Each couple may provide their own music for each dance. See rule 8031 (B) for requirements.

8570 Adult Pre-Silver Dance Event

Test qualifications as of the closing date for entries: One partner must have passed at least one standard or adult (adult 21+ or adult 50+ passing average) partnered pre-silver dance; the other partner must have passed at least one standard or adult (adult 21+ or adult 50+ passing average) partnered bronze dance. Neither partner may have completed the standard or adult (adult 21+ or adult 50+ passing average) partnered silver dance test. Any skater who has competed in the U.S. Figure Skating Championships, the ISU World Figure Skating Championships, the ISU World Junior Figure Skating Championships, an ISU Grand Prix event, an ISU Junior Grand Prix event, an ISU Challenger Series event or the Olympic Winter Games in novice dance, junior dance or senior dance will be ineligible to compete in this event.

8571 Selection of Adult Pre-Silver Pattern Dances

- A. For each competitive season, the following groups of initial and final round dances will rotate in the order shown:
1. 2021-22 Group 1 Initial Round – Willow Waltz, Hickory Hoedown
Final Round – Foxtrot
 2. 2022-23 Group 2 Initial Round – Ten-Fox, European Waltz
Final Round – Fourteenstep
- B. The dances will be skated in the order listed.
- C. Draw for the skating order of the couples will be made in accordance with rule 8074.
- D. Each couple may provide their own music for each dance. See rule 8031 (B) for requirements.

8580 Adult Bronze Dance Event

- A. Test qualifications as of the closing date for entries: One partner must have passed at least one standard or adult (adult 21+ or adult 50+ passing average) partnered bronze dance; the other partner must have passed at least one standard or adult (adult 21+ or adult 50+ passing average) partnered pre-bronze dance.
- B. Neither partner may have passed:
1. The complete standard or adult (adult 21+ or adult 50+ passing average) partnered pre-silver dance test,
 2. The standard senior free skate test, or
 3. The senior pair test.
- C. Any skater who has competed in the U.S. Figure Skating Championships, the ISU World Figure Skating Championships, the ISU World Junior Figure Skating Championships, an ISU Grand Prix event, an ISU Junior Grand Prix event, an ISU Challenger Series event or the Olympic Winter Games in novice dance, junior dance or senior dance will be ineligible to compete in this event.

8581 Selection of Adult Bronze Pattern Dances

- A. For each competitive season, the following groups of initial and final round dances will rotate in the order shown:
1. 2021-22 Group 1 Initial Round – Cha Cha, Ten-Fox
Final Round – Hickory Hoedown
 2. 2022-23 Group 2 Initial Round – Swing Dance, Fiesta Tango
Final Round – Willow Waltz
- B. The dances will be skated in the order listed.
- C. Draw for the skating order of the couples will be made in accordance with rule 8074.
- D. Each couple may provide their own music for each dance. See rule 8031 (B) for requirements.

8590 Adult Pre-Bronze Dance Event

- A. Test qualifications as of the closing date for entries: Both partners must have passed at least one standard or adult (adult 21+ or adult 50+ passing average) partnered pre-bronze dance test but no higher than the standard or adult (adult 21+ or adult 50+ passing average) partnered bronze dance test.
- B. Neither partner may have passed:
1. The complete standard or adult (adult 21+ or adult 50+ passing average) partnered pre-silver dance test;
 2. The standard senior free skate test, or
 3. The standard senior pair test.
- C. Any skater who has competed in the U.S. Figure Skating Championships, the ISU World Figure Skating Championships, the ISU World Junior Figure Skating Championships, an ISU Grand Prix event, an ISU Junior Grand Prix event, an ISU Challenger Series event or the Olympic Winter Games in novice dance, junior dance or senior dance will be ineligible to compete in this event.

8591 Selection of Adult Pre-Bronze Pattern Dances

- A. For each competitive season, the following groups of initial and final round dances will rotate in the order shown:
1. 2021-22 Group 1 Initial Round – Dutch Waltz, Rhythm Blues
Final Round – Fiesta Tango
 2. 2022-23 Group 2 Initial Round – Canasta Tango, Swing Dance
Final Round – Cha Cha
- B. The dances will be skated in the order listed.
- C. Draw for the skating order of the couples will be made in accordance with rule 8074.
- D. Each couple may provide their own music for each dance. See rule 8031 (B) for requirements.

8600 Centennial Dance Event

- A. Test qualifications on the closing date for entries: Both partners must have passed one standard or adult (adult 21+ or adult 50+ passing average) partnered pre-silver dance test with no maximum limit on tests passed.
- B. Both partners must be 50 years of age or older at closing date for entries. See rule 8501 (A).
- C. Teams that enter Centennial Dance may not enter any other open dance event.

8601 Selection of Centennial Pattern Dances

- A. For each competitive season, the following groups of initial and final round dances will rotate in the order shown:
1. 2021-22 Group 1 Initial Round – European Waltz, Rocker Foxtrot
Final Round – Blues
 2. 2022-23 Group 2 Initial Round – Foxtrot, Tango
Final Round – Paso Doble
 3. 2023-24 Group 3 Initial Round – Fourteenstep, American Waltz
Final Round – Rocker Foxtrot
- B. The dances will be skated in the order listed;
- C. Draw for the skating order of the couples will be made in accordance with rule 8074.
- D. Each couple may provide their own music for each dance. See rule 8031 (B) for requirements.

8610 Adult Solo Dance Competition Requirements**8620 Adult Gold Solo Pattern Dance Event**

Test qualifications as of the closing date for entries: Must have passed the complete standard or adult (adult 21+ or adult 50+ passing average) solo or partnered pre-gold dance test.

8621 Selection of Adult Gold Solo Pattern Dances

- A. For each competitive season, the pattern dances will be as follows:
1. 2021-22 Dance 1: Kilian, Dance 2: Westminster Waltz
 2. 2022-23 Dance 1: Blues, Dance 2: Quickstep
 3. 2023-24 Dance 1: Starlight Waltz, Dance 2: Argentine Tango
 4. 2024-25 Dance 1: Paso Doble, Dance 2: Viennese Waltz
- B. Men and ladies will compete against one another in these events, skating their gender's respective steps.
- C. Draw for the skating order of the competitors will be made in accordance with rule 8074.
- D. Each skater may provide their own music for each dance. See rule 8031 (B) for requirements.

8630 Adult Pre-Gold Solo Pattern Dance Event

Test qualifications as of the closing date for entries: Must have passed the complete standard or adult (adult 21+ or adult 50+ passing average) solo or partnered silver dance test and may have passed a maximum of one standard or adult (adult 21+ or adult 50+ passing average) solo or partnered gold dance test or a maximum of one standard or adult (adult 21+ or adult 50+ passing average) solo or partnered international dance test. Note: for determining competition eligibility for this rule, a Starlight Waltz test passed prior to Sept. 1, 2003, is considered a pre-gold dance, not an international dance.

8631 Selection of Adult Pre-Gold Solo Pattern Dances

- A. For each competitive season, the pattern dances will be as follows:
1. 2021-22 Dance 1: Rocker Foxtrot, Dance 2: Starlight Waltz
 2. 2022-23 Dance 1: Tango, Dance 2: Kilian
 3. 2023-24 Dance 1: American Waltz, Dance 2: Paso Doble
 4. 2024-25 Dance 1: Tango, Dance 2: Blues
- B. Men and ladies will compete against one another in these events, skating their gender's respective steps.
- C. Draw for the skating order of the competitors will be made in accordance with rule 8074.
- D. Each skater may provide their own music for each dance. See rule 8031 (B) for requirements.

8640 Adult Silver Solo Pattern Dance Event

Test qualifications as of the closing date for entries: Must have passed the complete standard or adult (adult 21+ or adult 50+ passing average) solo or partnered pre-silver dance test and no higher than one standard or adult (adult 21+ or adult 50+ passing average) pre-gold dance test.

8641 Selection of Adult Silver Solo Pattern Dances

A. For each competitive season, the pattern dances will be as follows:

1. 2021-22 Dance 1: Foxtrot, Dance 2: Tango
2. 2022-23 Dance 1: European Waltz, Dance 2: Rocker Foxtrot
3. 2023-24 Dance 1: Foxtrot, Dance 2: American Waltz
4. 2024-25 Dance 1: Fourteenstep, Dance 2: American Waltz

B. Men and ladies will compete against one another in these events, skating their gender's respective steps.

C. Draw for the skating order of the competitors will be made in accordance with rule 8074.

D. Each skater may provide their own music for each dance. See rule 8031 (B) for requirements.

8650 Adult Pre-Silver Solo Pattern Dance Event

Test qualifications as of the closing date for entries: Must have passed the complete standard or adult (adult 21+ or adult 50+ passing average) solo or partnered bronze dance test and no higher than one standard or adult (adult 21+ or adult 50+ passing average) solo or partnered silver dance test.

8651 Selection of Adult Pre-Silver Solo Pattern Dances

A. For each competitive season, the pattern dances will be as follows:

1. 2021-22 Dance 1: Ten-Fox, Dance 2: European Waltz
2. 2022-23 Dance 1: Hickory Hoedown, Dance 2: Foxtrot
3. 2023-24 Dance 1: Willow Waltz, Dance 2: Fourteenstep
4. 2024-25 Dance 1: Willow Waltz, Dance 2: Foxtrot

B. Men and ladies will compete against one another in these events, skating their gender's respective steps.

C. Draw for the skating order of the competitors will be made in accordance with rule 8074.

D. Each skater may provide their own music for each dance. See rule 8031 (B) for requirements.

8660 Adult Bronze Solo Pattern Dance Event

Test qualifications as of the closing date for entries: Must have passed the complete standard or adult (adult 21+ or adult 50+ passing average) solo or partnered pre-bronze dance test and no higher than one standard or adult (adult 21+ or adult 50+ passing average) solo or partnered pre-silver dance test.

8661 Selection of Adult Bronze Solo Pattern Dances

A. For each competitive season, the pattern dances will be as follows:

1. 2021-22 Dance 1: Fiesta Tango, Dance 2: Ten-Fox
2. 2022-23 Dance 1: Cha Cha, Dance 2: Hickory Hoedown
3. 2023-24 Dance 1: Fiesta Tango, Dance 2: Willow Waltz
4. 2024-25 Dance 1: Cha Cha, Dance 2: Willow Waltz

B. Men and ladies will compete against one another in these events, skating their gender's respective steps.

C. Draw for the skating order of the competitors will be made in accordance with rule 8074.

D. Each skater may provide their own music for each dance. See rule 8031 (B) for requirements.

8700 Adult Gold Solo Free Dance Event

- A. Test qualifications as of the closing date for entries, skaters must have passed at least one of the following:
1. The complete standard or adult (adult 21+ or adult 50+ passing average) solo or partnered pre-gold pattern dance test;
 2. The standard or adult (adult 21+ or adult 50+ passing average) senior solo free dance test;
 3. The senior partnered free dance test;
 4. The adult (adult 21+ or adult 50+ passing average) gold partnered free dance test.
- B. Men and ladies will compete against one another in these events.
- C. Judging and marking will be as specified in the Solo Dance Competition Series Complete Handbook, posted on the Members Only site.

8701 Elements for Adult Gold Solo Free Dance Event

ADULT GOLD SOLO FREE DANCE 2:40 +/- 10 seconds Competition: Must contain the following elements in any order.	
MUSIC	Music must have an audible rhythmic beat with the exception of 10 seconds at the beginning of the program.
EDGE ELEMENTS	One combination edge element and one short edge element. OR Three different short edge elements with different positions. <ul style="list-style-type: none">• Each lobe of a combination edge element must be held in position for a minimum of three seconds, but a combination edge element may not exceed 12 seconds.• A short edge element must be held in position for a minimum of three seconds, but no more than seven seconds.
SPIN	One solo dance spin or solo dance combination spin, but no more <ul style="list-style-type: none">• Minimum of three revolutions on one/each foot• May change feet• Flying spins are not permitted
STEP SEQUENCES	One step sequences from the following list: serpentine, circular, midline or diagonal. <ul style="list-style-type: none">• The step sequence must fully utilize the ice surface and should include a variety of steps and turns and must include brackets, counters, rockers and choctaws.• Not permitted elements: Stops, pattern retrogressions, loops, jumps of more than one-half rotation, dance spins and pirouettes.
TWIZZLE SERIES	Two different twizzle series, but no more. <ul style="list-style-type: none">• Twizzle Series A: Must have a different entry edge and different direction for the two twizzles. Minimum of two revolutions is required on each twizzle. No more than three steps are allowed between twizzles. Twizzles must be different than those used in Twizzle Series B.• Twizzle Series B: Must have two twizzles. Minimum of two revolutions is required on each twizzle. No more than one step is allowed between twizzles. Twizzles must be different than those used in Twizzle Series A. When judged with IJS: The first attempted set of twizzles will be evaluated as Series A by the technical panel.
CHOREOGRAPHIC CHARACTER STEP SEQUENCE	One choreographic character step sequence performed at any point in the program. <ul style="list-style-type: none">• Must be placed around the short axis and proceed from barrier to barrier• Must commence with a full stop at one barrier or the other.
REMARKS	<ul style="list-style-type: none">• See rule 8373 for definitions and descriptions of elements.

8720 Adult Silver Solo Free Dance Event

- A. Test qualifications as of the closing date for entries
1. Skaters must have passed at least one of the following:
 - a. The complete standard or adult (adult 21+ or adult 50+ passing average) solo or partnered pre-silver pattern dance test;
 - b. The standard or adult (adult 21+ or adult 50+ passing average) novice solo free dance test;
 - c. The novice partnered free dance test;
 - d. The adult (adult 21+ or adult 50+ passing average) silver partnered free dance test.
 2. Skaters must not have passed:
 - a. Higher than one standard or adult (adult 21+ or adult 50+ passing average) solo or partnered gold pattern dance test;
 - b. Higher than the standard or adult (adult 21+ or adult 50+ passing average) junior solo free dance test;
 - c. Higher than the junior partnered free dance test;
- B. Men and ladies will compete against one another in these events.
- C. Judging and marking will be as specified in the Solo Dance Competition Series Complete Handbook, posted on the Members Only site.

8721 Elements for Adult Silver Solo Free Dance Event

ADULT SILVER SOLO FREE DANCE 2:00 +/- 10 seconds Competition: Must contain the following elements in any order.	
MUSIC	<ul style="list-style-type: none">• Music must have an audible rhythmic beat with the exception of 10 seconds at the beginning of the program.• Music is strongly suggested to be in the same rhythms as the U.S. Figure Skating test structure.
EDGE ELEMENTS	<p>Two short edge elements, but no more, held in position for a minimum of three seconds, but not to exceed seven seconds.</p> <ul style="list-style-type: none">• Edge elements should have different positions.
SPIN	<p>One solo dance spin or solo dance combination spin, but no more</p> <ul style="list-style-type: none">• Minimum of three revolutions on one/each foot• May change feet• Flying spins are not permitted
STEP SEQUENCES	<p>One step sequence from the following list: circular, midline or diagonal.</p> <ul style="list-style-type: none">• The step sequence must fully utilize the ice surface, should include a variety of steps and turns, and must include three-turns, mohawks, brackets and counters.• Not permitted elements: Stops, pattern retrogressions, loops, jumps of more than one-half rotation, dance spins and pirouettes.
TWIZZLE SERIES	<p>One twizzle series. Minimum two revolutions on each twizzle. No more than three steps between twizzles.</p>
CHOREOGRAPHIC CHARACTER STEP SEQUENCE	<p>One choreographic character step sequence performed at any point in the program.</p> <ul style="list-style-type: none">• Must be placed around the short axis and proceed from barrier to barrier• Must commence with a full stop at one barrier or the other.
REMARKS	<ul style="list-style-type: none">• See rule 8373 for definitions and descriptions of elements.

8740 Adult Bronze Solo Free Dance Event

- A. Test qualifications as of the closing date for entries,
1. Skaters must have passed at least one of the following:
 - a. The complete standard or adult (adult 21+ or adult 50+ passing average) solo or partnered pre-bronze pattern dance test;
 - b. The standard or adult (adult 21+ or adult 50+ passing average) juvenile solo free dance test;
 - c. The juvenile partnered free dance test;
 - d. The adult (adult 21+ or adult 50+ passing average) bronze partnered free dance test.
 2. Skaters must not have passed:
 - a. Higher than one standard or adult (adult 21+ or adult 50+ passing average) solo or partnered silver pattern dance test;
 - b. Higher than the standard or adult (adult 21+ or adult 50+ passing average) intermediate solo free dance test;
 - c. Higher than the intermediate partnered free dance test;
 - d. Higher than the adult (adult 21+ or adult 50+ passing average) silver partnered free dance test.
- B. Men and ladies will compete against one another in these events.
- C. Judging and marking will be as specified in the Solo Dance Competition Series Complete Handbook, posted on the Members Only site.

8741 Elements for Adult Bronze Solo Free Dance Event

ADULT BRONZE SOLO FREE DANCE 1:40 +/- 10 seconds Competition: Must contain the following elements in any order.	
MUSIC	<ul style="list-style-type: none">• Music must have an audible rhythmic beat with the exception of 10 seconds at the beginning of the program.• Music is strongly suggested to be in the same rhythms as the U.S. Figure Skating test structure.
EDGE ELEMENTS	One short edge element, but no more. The edge must be held in position for a minimum of three seconds, but cannot exceed seven seconds.
SPIN	One solo dance spin, but no more <ul style="list-style-type: none">• Minimum of three revolutions on one foot• Spin combinations and flying spins are not permitted
STEP SEQUENCES	One step sequence from the following list: circular, midline or diagonal. <ul style="list-style-type: none">• The step sequence must fully utilize the ice surface, should include a variety of steps and turns, and must include three-turns and mohawks.• Not permitted elements: Stops, pattern retrogressions, loops, jumps of more than one-half rotation, dance spins and pirouettes.
TWIZZLE	One twizzle. Minimum one revolution.
REMARKS	<ul style="list-style-type: none">• See rule 8373 for definitions and descriptions of elements.

8900 Marking of Ice Dance – 6.0 and IJS

8910 Marking of Ice Dance – 6.0 System

8911 The 6.0 system is marked on a scale from 0 to 6, of which:

0.0 = Not Skated	4.0 = Good
1.0 = Very Poor	5.0 = Very Good
2.0 = Poor	6.0 = Outstanding
3.0 = Mediocre	

- A. Decimals to one place are permitted as further intermediate values (e.g. 3.8, 4.4, 5.5).
B. When deserved, a judge may award the mark of 6.0 either in the first mark or in the second mark, but not in both, except for the last competitor.

8912 Marking of Pattern Dances – 6.0 System

For those competitive dance events that are judged under the 6.0 system, the two marks will be awarded on a scale from 0 to 6 (see rule 8911). The first mark will be for the technical score (formerly technique) and the second mark will be for program components (formerly timing/expression).

- A. In marking the technical score, the following must be considered:
1. The conformity of the steps of the dance and their repetition with the dance diagrams and descriptions, which includes the accuracy with which the couple follows the stated requirements for the dance;
 2. The placement of the steps of the dance on the ice surface;
 3. The movements of the couple in unison including correct body positions, dance holds and good matching;
 4. Good style, carriage and form;
 5. Soft, flowing, continuous edges and turns skated deeply with cleanness and sureness.
- B. For the marking of the program components, see rule 8922.
- C. Deductions: Marks must be deducted by the judges for violations of the rules as follows:
1. Technical Score
 - a. General technical mistake (depending on severity) for each dance: 0.1–0.4
 - b. Violations of specific technical requirements for each dance: 0.1–0.4
(The degree of the deduction for the infraction depends on the importance of the missed or incorrectly executed element for the specific dance.)
 2. Program Components
 - a. Skating out of time: 0.1–1.0 (maximum for whole performance out of time)
 - b. Skating on weak beat: 0.1–0.5 (maximum for whole performance on weak beat)
 - c. Introductory steps exceed introductory phrasing: 0.1–0.2
 - d. Inappropriate clothing: 0.1
 - e. Violations of specific timing requirements for each dance: 0.1–0.4
 - f. Violation of tempo specification: 0.5
 3. Stumble, fall or interruption: When a stumble, fall or interruption mars the skating of the pattern dance, the deductions are taken from the first mark, technical, and also for program components if the fall or interruption affects the timing and/or expression of the dance.
- D. For falls and stops, see rules 1401, 1402 and 1403.

8913 Marking of Rhythm Dance and Free Dance – 6.0 System

For rhythm dance and free dance competitive events that are judged under the 6.0 system, two marks shall be awarded on a scale from 0 to 6 (see rule 8911). The first mark shall be for technical score (formerly technical merit for free dance) and the second mark shall be for program components (formerly presentation for free dance).

- A. In marking the technical score of the rhythm dance, the judge must consider general technique, including difficulty, originality, variety, cleanness and sureness, skating on edges with depth and flow, pattern and utilization of the ice surface and inclusion of required elements.
- B. In marking the technical score of the free dance, the judge must consider difficulty and variety, cleanness and sureness, depth of edges, flow, ice coverage, typical dance movements/holds and inclusion of required elements.
- C. Any element started after the permissible time must not be marked and will have no value.
- D. A whistle shall be blown by the referee when the allowable time has elapsed, and the judges shall cease judging the performance. If the couple fails to finish a rhythm dance or free dance within the allowed range of time, there should be a 0.1 deduction in both marks for up to every 10 seconds lacking or in excess of the prescribed range.
- E. For the marking of the program components, see rule 8922.

8920 Marking of Ice Dance – IJS

8921 Marking the Pattern Dances – IJS

A. Total Element Score

1. *Scale of Values*: A table with the scale of values of the sections of the pattern dances is published on the Members Only site. This scale of values contains base values of all the sections of each pattern dance and adjustments for the correctness and quality of their execution.
2. *Novice, Intermediate and Juvenile Pattern Dances*: For the novice, intermediate and juvenile pattern dances, technical specialists will determine the level of every section, and judges will give one GOE for each section. The descriptions of characteristics (key points) that give a section a certain level is determined by the U.S. Figure Skating Dance Development and Technical Committee and posted on the Members Only site.
3. *Grade of Execution (GOE)*: Each judge will mark the quality of execution of every section of the pattern dance depending on the positive or negative features of the execution and errors on the grades of execution scale: +5, +4, +3, +2, +1, 0 (base value), -1, -2, -3, -4, -5. The guidelines for marking of sections are updated and published on the Members Only site.

B. Program Component Score

In addition to the total element score, the couple's whole performance is evaluated by four components in the pattern dances: (1) Skating Skills, (2) Performance, (3) Interpretation and (4) Timing.

1. Skating Skills

- a. Definition: The method used by the couple to perform dance steps and movements over the ice surface and the efficiency of their movement in relation to speed, flow and ice coverage.
- b. Criteria:
 - i. Overall skating quality
 - ii. Flow and glide
 - iii. Speed and power
 - iv. Balance of technique and skating ability of partners
 - v. Ice coverage

2. Performance

- a. Definition: The ability of the partners to demonstrate unison, body alignment, carriage, style and balance of performance while executing pattern dances in order to exhibit a pleasing appearance through coordinated movement, body awareness and projection.
- b. Criteria:
 - i. Unison and body alignment
 - ii. Distance between partners
 - iii. Carriage and style
 - iv. Balance in performance between partners

3. Interpretation

- a. Definition: The ability of the couple to express the mood, emotions and character of the pattern dance rhythm by using the body moves, steps and holds of the dance to reflect the structure and character of the music.
- b. Criteria:
 - i. Expression of the character of the rhythm
 - ii. Relationship between partners reflecting the nature of the dance

4. Timing

- a. Definition: The ability of the couple to skate strictly in time with the music and to reflect the rhythm patterns and prescribed beat values of a pattern dance correctly.
- b. Criteria:
 - i. Skating in time with the music
 - ii. Skating on the strong beat
 - iii. Start of the first step

C. Marks for Program Components

1. Program component scores are evaluated by the judges after the completion of the dance on a scale from 0.25 to 10 with increments of 0.25. Points given by the judges correspond to the following degrees of the components:

0.25-0.75 =	Extremely poor	5.00-5.75 =	Average
1.00-1.75 =	Very poor	6.00-6.75 =	Above average
2.00-2.75 =	Poor	7.00-7.75 =	Good
3.00-3.75 =	Weak	8.00-8.75 =	Very good
4.00-4.75 =	Fair	9.00-9.75 =	Excellent
		10.00 =	Outstanding

2. Increments are used for evaluation of performances containing some features of one degree and some of the next degree.
3. Guidelines for judging are published on the Members Only site.
4. Deductions are taken for certain violations of the rules as set forth in rule 1071.

8922 Marking of Rhythm and Free Dances – IJS

A. Total Element Score

1. *Scale of Values*: A table with the scale of values of the required elements for the rhythm dance and free dance is updated and published on the Members Only site. This scale of values contains base values of the elements and adjustments for the quality of their execution. Base values of elements are measured in points and increase with the increasing difficulty of the elements.
2. *Levels of Difficulty of Elements*: The technical panel will determine the name and, when required, the level of difficulty of every required element in the rhythm dance and free dance. All required elements except choreographic elements are divided into five levels of difficulty according to the number of features achieved. Choreographic elements are confirmed if the minimum requirements defining the element are met. The descriptions of characteristics that give an element a certain level of difficulty are published and updated on the Members Only site.
3. *Grade of Execution (GOE)*:
 - a. Each judge will mark the quality of execution of every element depending on the positive and/or negative features of the execution and errors.
 - b. The GOE is marked from +5, +4, +3, +2, +1, 0 (base value), -1, -2, -3, -4, -5.
 - c. The guidelines for marking are published on the Members Only site.

B. Illegal Elements/Movements/Poses

Every illegal element/movement/pose performed in the rhythm dance and the free dance will be penalized by a deduction (see rule 1071 (C)) If an illegal element/movement/pose is performed during the execution of any element, the deduction for an illegal element/movement/pose will apply, and the element will be called Basic Level if the requirements for at least Basic Level are fulfilled or not confirmed (no level) for choreographic elements; otherwise, the element will be called No Level. See rule 8108 for a list of illegal elements/movements/poses.

C. Program Component Score

In addition to the total element score, the skaters' whole performance is evaluated by five program components: (1) Skating Skills; (2) Transitions; (3) Performance; (4) Composition; and (5) Interpretation of the Music/Timing. For ice dance, there must be equal demonstration of the criteria by both skaters.

1. Definitions and criteria for analyzing the program components
 - a. Skating Skills: Defined by overall cleanness and sureness, edge control and flow over the ice surface demonstrated by a command of the skating vocabulary (edges, steps, turns, etc.), the clarity of technique and the use of effortless power to accelerate and vary speed. In evaluating the Skating Skills, the following must be considered:
 - i. Use of deep edges, steps and turns;
 - ii. Balance, rhythmic knee action and precision of foot placement;
 - iii. Flow and glide;
 - iv. Varied use of power, speed and acceleration;
 - v. Use of multi directional skating;
 - vi. Use of one-foot skating.
 - b. Transitions: The varied and purposeful use of intricate footwork, positions, movements and holds that link all elements. In evaluating the Transitions, the following must be considered:
 - i. Continuity of movements from one element to another;
 - ii. Variety (including variety of holds);
 - iii. Difficulty;
 - iv. Quality.
 - c. Performance: Involvement of the couple physically, emotionally and intellectually as they deliver the intent of the music and composition. In evaluating the Performance, the following must be considered:
 - i. Physical, emotional and intellectual involvement;
 - ii. Projection;
 - iii. Carriage and clarity of movement;
 - iv. Variety and contrast of movements and energy;
 - v. Individuality / personality;
 - vi. Unison and "oneness";
 - vii. Spatial awareness between partners – management of the distance between skaters and management of changes of hold.

- d. **Composition:** An intentionally developed and/or original arrangement of all types of movements according to the principles of musical phrase, space, pattern and structure. In evaluating the Composition, the following must be considered:
 - i. Purpose (idea, concept, vision, mood);
 - ii. Pattern / ice coverage;
 - iii. Multidimensional use of space and design of movements;
 - iv. Phrase and form (movements and parts structured to match the musical phrase);
 - v. Originality of the composition.
 - e. **Interpretation of the Music/Timing:** The personal, creative and genuine translation of the rhythm, character and content of the music to movement on ice. In evaluating the Interpretation of the Music/Timing, the following must be considered:
 - i. Movement and steps in time to the music (timing);
 - ii. Expression of the music's character/feeling and rhythm, when clearly identifiable;
 - iii. Use of finesse to reflect the details and nuances of the music (Finesse is the skaters' refined, artful manipulation of music details and nuances through movement. It is unique to the skaters and demonstrates an inner feeling for the music and the composition. Nuances are the personal ways of bringing subtle variations to the intensity, tempo and dynamics of the music made by the composer and/or musicians.)
 - iv. Relationship between the skaters reflecting the character and rhythm of the music;
 - v. Skating primarily to the rhythmic beat for rhythm dance and keeping a good balance between skating to the beat and melody in the free dance.
2. **Marks for Program Components**
- a. Program components are evaluated by the judges after the completion of a program on a scale of 0.25 to 10.00 in increments of 0.25, with a separate mark given for each program component, of which:

0.25-0.75 =	Extremely poor	5.00-5.75 =	Average
1.00-1.75 =	Very poor	6.00-6.75 =	Above average
2.00-2.75 =	Poor	7.00-7.75 =	Good
3.00-3.75 =	Weak	8.00-8.75 =	Very good
4.00-4.75 =	Fair	9.00-9.75 =	Excellent
		10.00 =	Outstanding
 - b. Increments are used for evaluation of performances containing some features of one degree and some of the next degree.
 - c. Guidelines for judging are published and updated on the Members Only site.
- D. Deductions are taken for certain violations of the rules as set forth in rule 1071.

Notes

Technical Requirements – Synchronized Skating

9000 Synchronized Rules

U.S. Figure Skating reserves the right to incorporate revisions made by the ISU for junior and senior events. U.S. Figure Skating also reserves the right to incorporate revisions made to the advanced novice free skate event into the novice free skate event. The revisions or clarifications made to the international judging system by the ISU may be adopted by U.S. Figure Skating at its discretion at any time after the revision or clarification is issued. Revisions or clarifications will be posted as Technical Notifications on the Members Only site and, when applicable, published in the next U.S. Figure Skating rulebook.

A. The Handbook for Synchronized Skating Technical Rules will document the short program and well-balanced free skate requirements, costume guidelines and deductions. This document will be reviewed by the Synchronized Development and Technical Committee and published on the Members Only site no later than July 1 each season.

B. Using the list in rule 9062 (E), the chair of the Synchronized Development and Technical Committee, in consultation with the vice chair of development, the vice chair of technical, and the technical panel representative on the Synchronized Development and Technical Committee will determine the well-balanced free skate elements for levels other than novice, junior and senior to correspond with the elements available each year. The list will be published in the Handbook for Synchronized Skating Technical Rules.

9001 Use of IJS

Competitions and categories that are required to use the international judging system (IJS) are listed in rule 1041.

9010 Conduct of Synchronized Skating Events

Synchronized skating involves a team of eight or more skaters skating various elements and formations to music.

9011 Men and women may skate on the same team.

9020 Clothing and Equipment – Synchronized Skating – Competition and Official Practice

9021 The clothing of the competitors must be modest, dignified and appropriate for athletic competition, not garish or theatrical in design. Costumes may, however, reflect the character of the music chosen.

A. The clothing must not give the effect of excessive nudity inappropriate for the discipline.

B. Men must wear full-length trousers.

C. Accessories, feathers, props and rhinestones adhered to the face are not permitted.

D. Costumes that transform in appearance will be considered as props.

E. Clothing and makeup that does not adhere to these guidelines will be penalized by a deduction. See rule 9923.

9022 The decorations on costumes must be non-detachable. If any part of the costume or decoration falls on the ice during a competition, the team will be penalized by a deduction. See rule 9923. See Synchronized Skating Costume Guidelines for specific regulations per division.

9023 The skating clothing worn in actual competition may not bear any form of advertising. However, warm-up suits may bear the name of a sponsor when the team is on the ice. The sponsor's name must not exceed 4.65 square inches (30 square centimeters).

9024 Skate blades: Figure skating blades used during competitions and tests (or hockey skate blades used during moves in the field tests or moves in the field events at competitions) must be sharpened to produce a flat to concave cross section without change to the width of the blade as measured between the two edges. However, a slight tapering or narrowing of the cross section of the blade is permitted.

9030 Music For Synchronized Skating Events:

A. Any music, including vocal music using lyrics, is permitted. However, teams must skate the program in time to the music. Additions of sounds of applause or cheers are not permitted;

B. No discernible counting shall be permitted either by the coach, the leader of the team or by others. Music should be selected that is suitable for the age, skill and skating ability of the team.

9040 Duration of Skating – Synchronized Skating

9041 Timing starts from the moment a skater begins to move (arms, head, etc.) or skate. Timing stops when the skaters come to a complete stop at the end of the program.

9042 Permissible Time Allowance – Short Programs

The duration of the short program must not exceed the maximum time allowed, but may be less, provided that all technical elements are included. Any element started after the permissible time will be considered in the marking as omitted. No extra marks are obtained by extending the program to the maximum time permitted if it is unnecessary to do so. For IJS deductions, see the Handbook for Synchronized Skating Technical Rules.

A. Senior short program: 2:50 maximum time

B. Junior short program: 2:50 maximum time

9043 Permissible Time Allowance – Free Skates

Teams are allowed to finish a free skate within 10 seconds plus or minus the required time. Any element started after the permissible time must not be marked and will have no value. Should the program be 30 or more seconds short of the prescribed range, no marks will be awarded. For IJS and 6.0 deductions, see the Handbook for Synchronized Skating Technical Rules.

- A. Senior free skate: 4:00 +/- 10 seconds
- B. Junior free skate: 3:30 +/- 10 seconds
- C. Novice free skate: 3:00 +/- 10 seconds
- D. Intermediate free skate: 3:00 +/- 10 seconds
- E. Juvenile free skate: 2:30 +/- 10 seconds
- F. Open juvenile free skate: 2:30 +/- 10 seconds
- G. Pre-juvenile free skate: 2:30 +/- 10 seconds
- H. Preliminary free skate: 2:00 +/- 10 seconds
- I. Collegiate free skate: 3:30 +/- 10 seconds
- J. Open collegiate free skate: 2:30 +/- 10 seconds
- K. Adult free skate: 2:30 +/- 10 seconds
- L. Masters free skate: 2:30 +/- 10 seconds
- M. Open adult free skate: 2:00 +/- 10 seconds
- N. Open masters free skate: 2:00 +/- 10 seconds

9050 Composition of Synchronized Events**9051 Synchronized skating qualifying competitions consist of:**

- A. Senior and junior: a short program and a free skate
- B. All other event levels: free skate only

9052 Number of Elements

Must contain the following in any order, unless otherwise specified. Levels of difficulty, calling specifications, scale of values, and judging criteria can be found at usfigureskating.org.

- A. Senior short program consists of a maximum of five required elements.
- B. Senior free skate consists of a maximum of nine elements.
- C. Junior short program consists of a maximum of five required elements.
- D. Junior free skate consists of a maximum of eight elements.
- E. Novice free skate consists of a maximum of seven elements.
- F. Intermediate free skate consists of a maximum of seven elements.
- G. Juvenile free skate consists of a maximum of six elements.
- H. Open Juvenile free skate consists of a maximum of six elements.
- I. Pre-Juvenile free skate consists of a maximum of six elements.
- J. Preliminary free skate consists of a maximum of five elements.
- K. Collegiate free skate consists of a maximum of eight elements.
- L. Open collegiate free skate consists of a maximum of six elements.
- M. Adult free skate consists of a maximum of six elements.
- N. Masters free skate consists of a maximum of six elements.
- O. Open adult free skate consists of a maximum of five elements.
- P. Open masters free skate consists of a maximum of five elements.

9060 General Requirements for the Short Program and Free Skate

- A. Any music including vocal music using lyrics is permitted. However, the teams must skate the program in time to the music. Additions of the sounds of applause or cheers are not permitted.
- B. Element(s) will not be considered as attempted if the element does not meet the minimum requirements for Level Base.
- C. Creative innovations and variations are not features and are permitted in the transitions and required elements. Creative innovations will be reflected in the program components.
- D. The team must predominantly act as one unit. Division of the team into several units is allowed during the creative element and transitions. Additionally, several units can be used as short transitions if the element following the transition so requires (i.e. preparation for an intersection or beginning of a creative element).
- E. For creativity in linear elements (block and line) and in rotating elements (circle and wheel), skaters (a maximum of half of the team) may leave and rejoin an element as long as the minimum number of required skaters in the element is maintained.
- F. Features and additional features will be counted only once per element.
- G. All skaters must be joined/aligned to a spoke, line, circle, etc., during features for these to be counted.
- H. Some features may be executed at the same time as other features. Please see each element for the cases where this is not permitted.
- I. Mirror image pattern is permitted in the elements and transitions.
- J. Step sequences of a complex variety may be used both in the elements and during transitions.
- K. Turns/steps and linking steps may be used during element(s).

L. Syncopated choreography may be used (other than in the step sequence, additional feature or features where correctly executed turns/edges are required to determine the difficulty level).

M. The choreography and elements should be executed facing toward all sides of the ice rink.

N. The programs not fulfilling the requirements will be penalized.

9061 Short Program Requirements

A. Un-prescribed elements, additional elements or repetitions of elements which have failed are not allowed and will not be marked, and a deduction must be made if any of those elements are included (See the Handbook for Synchronized Skating Technical Rules). Basic element shapes up to and including Level 1, creative elements and/or artistic elements (any level) will not be considered as an un-prescribed or additional element(s).

B. Transitions necessary to link the required elements are permitted.

C. Some features and additional features will be prescribed for each element in a short program. Features and additional features other than those required for each element in a short program may not be taken into consideration when determining the level of an element. Features and/or additional features that are not permitted will receive a deduction for not according to requirements (NAR) if included (See the Handbook for Synchronized Skating Technical Rules). This deduction will be taken from the total program score.

D. Feature(s) or additional feature(s) will be considered as omitted if not attempted.

E. Elements executed using the wrong shape will receive a penalty (See the Handbook for Synchronized Skating Technical Rules). A wrong shape would include examples such as team executing a four-spoke instead of a required three-spoke, or an angled intersection instead of a box intersection.

F. Lifts may be used in senior short program (only when required as an element) (see rule 9170 (A)).

G. Elements for Short Programs

The required elements for the junior and senior short programs will be selected each season from the following list of synchronized skating elements and will be published annually in the Handbook for Synchronized Skating Technical Rules. See rule 9000 (A).

1. Artistic Element

2. Creative Element

3. Intersection Element

4. Group Lift Element (senior only when required)

5. Linear Element (Block or Line)

6. Mixed Element

7. Move Element

8. No Hold Element

9. Pair Element

10. Pivoting Element (Block or Line)

11. Rotating Element (Circle or Wheel)

12. Synchronized Spin Element

13. Traveling Element (Circle or Wheel)

14. Twizzle Element

9062 Free Skate Requirements

A. A free skate consists of a well-balanced program composed of elements and other linking movements reflecting the character of the music and/or expressing a concept, story, theme or idea of the team's own choice. A good program contains elements such as blocks, circles, creative element, intersections, lines, move element, pair element, synchronized spin element and wheels, etc., linked together harmoniously by a variety of transitions and executed with a minimum of two footed skating. Synchronized skating refers to the quality of skating, importance of unison, the accuracy of formations and preciseness of the team, all incorporated into a program of a specified time limit.

B. Other elements may be incorporated into the free skate and will be judged as transitions and/or choreography components.

C. Features and additional features are optional in a well-balanced free skate. In order to increase the difficulty of the required elements in the free skate, Features and additional features may be incorporated into the free skating elements and will be called by the technical panel and evaluated by the judges.

D. Lifts, un-sustained lifts and vaults may be used in senior, junior and collegiate free skate (see rule 9170).

E. Elements for the Free Skate

All levels of free skates may consist of a maximum number of elements. The elements will be selected each season from the following list of synchronized skating elements and will be published annually in the Handbook for Synchronized Skating Technical Rules. See rule 9000 (A).

1. Artistic Element

2. Creative Element

3. Intersection Element

4. Group Lift Element (senior and collegiate only)

5. Linear Element (Block or Line)

6. Mixed Element

7. Move Element

- 8. No Hold Element
- 9. Pair Element
- 10. Pivoting Element (Block or Line)
- 11. Rotating Element (Circle or Wheel)
- 12. Synchronized Spin Element
- 13. Traveling Element (Circle or Wheel)
- 14. Twizzle Element

9100 Synchronized Skating Definitions and Criteria

9110 Definitions of General Terms

- A. *Additional Features:*** A term for describing technical content that increases the difficulty of an element. Additional features such as step sequences, free skating moves, free skating elements and point of intersection are divided into groups according to their difficulty, which are issued in ISU Communications.
- B. *Axis:*** Refers to the imaginary line(s) which divide the ice surface (long axis, short axis, diagonal axis, continuous axis). A turn(s) or pattern(s) is executed on an axis.
- C. *Axis of Intersection:*** Refers to the axis where the skaters are passing/intersecting with one another. In the case of a collapsing intersection (box, triangle, etc.) the axis of intersection is defined as being the area within the shape once the corners have started to intersect and before the skaters exit the intersection and pass through the final corners.
- D. *Configuration:*** The number of lines, spokes or circles in the element.
- E. *Difficulty Groups of Elements:*** All elements in synchronized skating are divided into groups of difficulty based on the number of features included. Difficulty groups are updated and published on the Members Only site.
- F. *Element:*** A component that is part of a synchronized skating short program and/or free skate. Elements are divided into groups of difficulty.
- G. *Features:*** Technical content that increases the difficulty of an element which may become part of the difficulty group of an element. Examples of features are body movement, pivoting, traveling, etc. The features for each element will be updated and published on the Members Only site.
- H. *Highlighting:*** When one skater performs a movement that is away from and in contrast with the rest of the team.
- I. *Holds:*** Basket weave, catch, hand, elbow, shoulder and no hold are some examples of different holds that may be used.
- J. *Interaction between skaters:*** The different skaters cross paths, intersect, circle, mirror, pass by or are connected to each other, etc.
- K. *Point of Intersection:*** An additional feature for the intersection element.
- L. *Skating Direction:*** Either forward or backward (e.g. forward spirals and backward spirals).
- M. *Sub-grouping:*** A subordinate or smaller group(s) without close relationship to the rest of the team; a division of the team into several smaller groups.
- N. *Syncopated Choreography:*** Choreography or elements that have a rhythmic time delay in movement.
- O. *Series/Combination of Turns:*** Consists of at least two different types of turns executed on one foot where the exit edge of one turn is the entry edge of the next turn.
- P. *Sustained:*** Movement or position held for three seconds or longer.
- Q. *Stationary:*** Skaters are on one spot and their blade(s) are moving (either gliding or by using the toe picks).
- R. *Stopping:*** Skaters are standing in one place without movement of the blade(s).
- S. *Transitions:*** A term used to describe sections of the program that occurs within elements, during entrances and exits of elements, as connecting elements and executed in-between the required/optional elements.

9120 Definitions of Turns, Steps and Linking Steps

- A. *Turn:*** A rotational movement in which the skater moves from forward to backward or backward to forward using one foot, and on an edge and axis.
 - 1. ***Bracket:*** A turn executed on one foot from an outside edge to an inside edge or an inside edge to an outside edge, with the exit curve continuing on the same lobe as the entry curve. The skater turns in the direction opposite to the curve.
 - 2. ***Counter:*** A turn executed on one foot from an outside edge to an outside edge or an inside edge to an inside edge, with the exit curve on a different lobe from the entry curve. The skater turns in the direction opposite to the entry curve (i.e. in the direction of the exit curve).
 - 3. ***Loop:*** A one foot movement where the skater skates an oval pattern using the same edge. The entry and exit of the loop must cross. The loop must be clean cut without scrapes or points.
 - 4. ***Rocker:*** A turn executed on one foot from an outside edge to an outside edge or an inside edge to an inside edge, with the exit curve on a different lobe from the entry curve. The skater turns in the direction of the entry curve.
 - 5. ***Three-Turn:*** A turn executed on one foot from an outside edge to an inside edge or an inside edge to an outside edge, with the exit curve continuing on the same lobe as the entry curve. The skater turns in the direction of the curve.
 - 6. ***Twizzle:*** A traveling turn on one foot with one or more rotations which quickly rotates with a continuous (uninterrupted) action. The weight remains on the skating foot with the free foot in any position during the turn. A series of checked three-turns is not acceptable, as this does not constitute a continuous action. If the traveling action stops during the execution, the twizzle becomes a solo spin.

- B. *Steps*: A method of turning that is executed using two feet such as choctaws and mohawks.
1. *Choctaw*: A step from one foot to the other in which the curve of the exit edge is opposite to that of the entry edge. The change of foot is from outside edge to inside edge or inside edge to outside edge. The entry and exit edge are of equal depth.
 2. *Mohawk*: A step from one foot to the other in which the entry and exit curves are continuous and of equal depth. The change of foot is from an outside edge to an outside edge or an inside edge to an inside edge.
- C. *Linking Steps*: The visible tracing on the ice that is executed on one or two feet. They may consist of an edge, change of edge, chassés, cross rolls, crossovers, progressives, toe steps, dance jumps and small hops. Linking steps may be used as connecting steps between turns in the step sequence additional features and in features.
1. *Change of Edge*: The visible tracing on the ice that changes from one distinct curve to another distinct curve with no change of foot.
 2. *Chassé*: A series of two edges (usually outside, inside) in which, on the second edge, the free foot is placed on the ice beside the skating foot but not ahead of or behind it, and the free foot is lifted with the blade parallel to the ice.
 3. *Cross Roll*: A roll started with the action of the free foot approaching the skating foot from the side so as to strike the ice almost at right angles to the skating foot, started forward with the feet crossed in front or backward with the feet crossed behind.
 4. *Crossover*: A sequence of two steps (push + cross) in which the free foot crosses the skating foot completely before it is placed onto the ice.
 5. *Dance Jump*: A small jump of not more than one revolution.
 6. *Edge*: The visible tracing on the ice produced by a skater skating on one foot that is on a distinct curve.
 7. *Flat*: The visible double tracing on the ice that is straight (imprinted by the skater skating on one foot on both edges of the blade).
 8. *Progressive/Run*: A step or sequence of steps in which the free foot passes the skating foot before it is placed on the ice, thereby bringing the new free foot off the ice trailing the new skating foot.
 9. *Small Hop*: A small jump without revolution.
 10. *Toe Steps*: A step where the skaters move from one toe pick to the other toe pick without jumping and with or without using rotations as they travel down the ice.
- D. *Terms used describing turns, steps and linking steps*:
1. *Different turns/steps*: A term that includes each of the listed types of turns and steps plus the four different methods of execution.
 2. *Different types of turns and steps*: A term that includes each of the listed turns and steps.
 3. *Difficult turns*: Consists of rocker, counter, bracket, loop, twizzles with one-and-one-half rotations or more.
 4. *Listed turns and steps*: Consists of three-turn, mohawk, choctaw, twizzle, rocker, counter, bracket, loop.
 5. *Method of execution*: A term describing the four different manners in which each turn/step may be executed, considering the entry edge: a) forward inside, b) forward outside, c) backward inside and d) backward outside.
 6. *Turning method*: A technique in which a rotational movement (turn or step) occurs using either the same/one lobe (bracket, three-turn, twizzle) or using two different lobes (counter, rocker) during the entry and exit of each turn.
 7. *Turn/step*: A term used when only one turn/step from the listed turns and steps is required.
 8. *Turns/steps*: A term used when at least any two turns/steps from the listed turns and steps are required.
 9. *Turns/steps and linking steps*: Terms used when at least any two turns from the listed turns and steps and linking steps are required.

9130 Definitions of Additional Features and Requirements

- A. *Free Skating Elements*: Elements such as jumps, jump combinations, jump sequences, assisted jumps, spins, lifts, death spirals, pair pivots and vaults are examples and are permitted in some levels in synchronized skating. Free skating elements are allowed in elements such as creative elements, group lift elements and pair elements, etc., or as a transitional move between elements to increase the difficulty of transitions and add variety/complexity to the program.
1. *Assisted jump*: A jump in which a skater(s) provides passive assistance to another skater(s) in a non-supportive manner. The take off must be done by the skater who jumps. In this action there is a continuous ascending and descending movement. The hands of a skater(s) providing the passive assistance may rise higher than shoulder level height.
 2. *Butterfly (pair or individual)*: The body is already in a nearly horizontal position at the take off. The free leg makes a wide, powerful rotational swing upward so that it is higher than the upper part of the body and head. During the flight and on the landing, the body remains in a horizontal position. There is no number of revolutions required after the landing.
 3. *Jump*: A rotational type of movement during which both feet leave the ice. The list of jumps consist of split jump, Euler (half loop), waltz jump, flip, loop, toe loop, Salchow, Lutz, Axel and any jump of any revolution.
 4. *Jump combination*: Consists of any number of jumps of at least one revolution that may be linked with turns, steps or with a slight touch down.
 5. *Jump sequence*: Consists of any number of jumps of any revolutions that may be linked with small hops and dance jumps, immediately following each other while maintaining the jump rhythm (knee); there can be no crossovers or stroking between jumps during the sequence.

6. *Lift*: An action in which a skater(s) is lifted to any height, either by the lifting skaters, or by the lifted skater(s) themselves using body support from other skaters and will be counted as a lift when a skater is held off the ice for more than three seconds.
 - a. *Acrobatic lifts* are moves in which the skater is held only by either the blade(s), foot (feet) or leg(s) and swung around
 - i. All lifts where the lifted skater(s) is in a totally vertical sustained position with the top of their head toward the ice are considered dangerous and are therefore illegal.
 - ii. Lifts where the lifted skater is rotating around himself/herself are allowed, provided there is no sustained, totally vertical position with the top of their head toward the ice.
 - b. *Group lift* is an action in which one or more skaters is lifted and sustained to any height by two or more skaters and set down. A lifting skater(s) must have at least one skate on the ice at all times.
 - c. *Pair lift* is an action in which one skater is lifted and sustained by one other skater and set down.
 - d. *Types of lifts (pair lift or group lift) used in synchronized skating*:
 - i. *Stationary lift* is a lift that is executed on the spot (stationary location) by the lifting skater(s) who may or may not be rotating.
 - ii. *Gliding lifts (during the preparation, lift/execution and exit)*
 - All lifting skaters in a group lift or the supporting skater in a pair lift must be skating or gliding as they prepare for the lift.
 - The lifting skater(s) must continue to skate/glide as the lift is executed.
 - All skaters in a group lift or both skaters in a pair lift must continue to skate/glide during the exit of the lift.
 - The lifted skater must be set down and after the lifted skater has been set down, all skaters must continue to skate/glide.
 - iii. *Rotational lift that glides and rotates at the same time*
 - The lifting skater(s) must continue to glide as the lift is executed (while rotating).
 - All skaters in a group lift or both skaters in a pair lift must be skating or gliding as they prepare for the lift. The lift must glide during the rotation. There is no minimum amount of ice coverage required for gliding either before, during or after the rotation.
 - The supporting skaters in a group lift or lifting skater in a pair lift must turn from forward to backward or visa versa using a two-footed three-turn or two-footed mohawk-like steps.
 - All skaters in a group lift or both skaters in a pair lift must continue to skate/glide during the exit of the lift. The lifted skater must be set down and, after the lifted skater has been set down, all skaters must continue to skate/glide.
 - iv. *Un-sustained lift* is a group or pair lift in which one skater is lifted and put down, in a continuous ascending and descending movement. The lifted skater must be elevated for less than three seconds before being set down. This type of lift may be stationary or gliding. The lifted skater may vault up and/or down from the un-sustained lift.
7. *Pivot*:
 - a. *Death spiral*: A type of pair pivot in which the supported skater must skate on a clean edge with the body and head close to the ice surface. The supported skater must not touch the ice with the head or assist themselves with the free hand or any part of the body. Variations of arm hold (holding with one or both hands) and pivot position (backward, forward or a combination of both, with or without the toe pick) are possible.
 - b. *Pair pivot*: A type of pivot executed by two skaters where one of the skaters becomes the center point, and the supported skater is gliding around the center point.
8. *Spins*: A spinning movement with a minimum of three revolutions without interruption, performed on one foot (except a cross foot spin) on the spot and in the correct position.
 - a. *Types of spins*
 - i. *Solo spins*: The skaters are spinning as individuals on one foot without interruption.
 - ii. *Spin with a change of foot*: Must consist of one change of foot.
 - iii. *Spin combination*: Must include at minimum of two different basic positions (sit, camel, upright or any variation thereof). A change of foot may be executed in the form of a step over or jump.
 - iv. *Pair spin*: A spin skated by two skaters performed on the spot around a common axis simultaneously without interruption. The partners may be in different spinning positions and in any hold.
 - v. *Group spin*: A spin executed by three or more skaters, performed on the spot around a common axis simultaneously without interruption. The skaters may be in the same or different spinning positions, and in any hold.
 - b. *Types of spinning positions*
 - i. *Camel spin*: The skater remains in a spiral position while rotating. The free leg (including the knee and foot) must be held at hip level or higher.
 - ii. *Sit spin*: The skater remains in a sit position while rotating. The supporting leg must be bent at least to a 90 degree angle. The thigh of the skating foot must be parallel to the ice surface.
 - iii. *Upright spin*: The skater is spinning in an upright position spinning. The arms and free foot may be held in a variety of positions.

- c. *Variations of an upright spin*
 - i. *Layback spin*: The skater must be leaning backwards with the head leaning away from the core axis of the body. The body must show a definite arch in the back.
 - ii. *Sideways leaning spin*: Must have at least a 45 degree angle from the torso to be credited.
- d. *Difficult variation of an upright spin*: A movement using the free leg which requires more physical strength and/or flexibility in order to execute the upright spin and therefore has an effect on the balance of the main body core.
 - i. *Biellmann spin (Biellmann position in a spin)*: The skater's free foot is pulled by one hand or both hands from behind to a position higher than the head and toward the top of the head close to the central axis of the skater.
 - ii. *Upright extension spin*: A spin where the skater's body remains upright with the free leg held at least at a 135 degree angle to the skating leg. The free leg may be held to the front or to the side. The free leg and skating leg should be straight. The free leg may be supported or unsupported.
- e. *Flying Spins*: A spin that must "fly" during the entry of the spin. No previous rotation on the ice before take off is permitted. The "flying position" may be executed in any position, but all skaters must be in the same flying position at the same time. A three-turn executed before the flight does not demonstrate a flying spin. After landing, all skaters must be in the same and correct spinning position.
- 9. *Throw Jumps*: Partner-assisted jumps in which one of the skaters is thrown into the air by another skater on the take off and lands, without assistance from the partner, on a backward outside edge. A throw jump may have any number of revolutions.
- 10. *Vault*: A vault of not more than one revolution in which a skater(s) provides passive assistance to another skater(s) who turns/revolves, head over heels (or vice versa) in a cartwheel or somersault action. In this action, there is a continuous ascending and descending movement, where the vaulting skater rotates/revolves.
- B. *Free Skating Moves*: Free skating moves such as lunges, spirals, Ina Bauers, spread eagles, hydroblading, Biellmann spiral, Charlotte, shoot the duck, etc., are permitted. Free skating moves are allowed in elements or as transitional moves between elements to increase the difficulty of transitions and add variety/complexity to the program.
 - 1. A "type" of free skating moves (fms) is a term that refers to each of the listed free skating moves in the difficulty groups of elements. Biellmann is considered a different type of fm than a spread eagle. Biellmann RFI is considered the same type as Biellmann RFO.
 - 2. "Different free skating moves" is a term that refers to the same type of free skating moves executed using at least two of the eight different methods of execution.
 - 3. A free skating move executed with an outside edge is considered different than the same type of free skating move executed with an inside edge. A free skating move executed forward is considered different than the same type of free skating move executed backward. A free skating move executed on the right foot is considered different than the same type of free skating move executed on the left foot.
 - 4. "Same free skating move" is a term that includes one "type" of free skating move executed in the same position, on the same edge, on the same foot and in the same skating direction.
 - 5. To get credit for performing free skating move(s), each move must be held in the correct position and on the correct edge for at least three seconds.
 - 6. A free skating move with one change of edge must be held for a minimum of two seconds on each edge and for a total of four seconds. In the case when skaters change edges at different times, all skater(s) must hold the free skating move for at least two seconds on each edge.
 - 7. Types of free skating moves:
 - a. *Biellmann spiral*: The skater's free foot is pulled from behind to a position higher than the head and toward the top of the head close to the central axis of the skater.
 - b. *Charlotte*: A glide either forward or backward on an edge or a flat. The skater's body must bend forward a minimum of 135 degrees from upright so that the head and chest are close to the supporting leg. The free leg and supporting leg should be straight, with the free leg extended behind and held at a minimum of 135 degrees. The free leg may be supported or unsupported.
 - c. *Hydroblading*: The skaters must show a low sit-like position that is counter balanced, where the supporting leg is bent to at least 90 degrees (parallel to the ice) and the free leg and hands are not resting on the ice surface. The skater's torso, including the shoulders, are leaning far in toward the center of the circle, and the free leg is placed to the outside of that circle. The move must be executed on an edge and on one foot.
 - d. *Ina Bauer*: A two-footed movement in which the skater travels along the ice with one foot on a forward edge/tracing and the other on a matching backward edge/tracing on a different but parallel edge/tracing.
 - e. *Lunge*: A movement, either forward or backward, on an edge or flat in which a skater travels along the ice with one supporting leg bent (with at least 90 degrees between the thigh and shin of the skating leg) and the other leg directed behind with the boot/blade touching the ice. The skater's torso may be upright, bent forward, leaning backward or to the side. The free leg may be straight or bent and may be held to the back or side. The free foot may be in any position.
 - f. *Shoot the Duck*: The skaters must show a low position where the supporting leg is bent to at least 90 degrees (parallel to the ice) and the free leg is not resting on the ice surface. The skater's torso may be upright or bent forward. The free leg may be straight or bent and may be held to the front or to the side. The move must be skated on an edge and on one foot.

- g. *Spiral*: A glide on a forward or backward, inside or outside edge in an arabesque position. To be counted as a spiral, the free leg (including knee and foot) must be held higher than hip level. The position of the free leg may be backward, forward or sideways.
 - i. *Spiral with a change of edge and free leg position*: The free leg must remain at least at hip level or higher as it changes position. The free leg position may change from the front to the side or to the back, or any combination thereof.
 - ii. *Spiral variation*: A spiral position either to the front, side or back where the free leg is bent and supported (either by the same or another skater) or unsupported. The free leg must be held higher than hip level (including the knee and foot).
 - h. *Spread eagle*: A two-footed movement in which the skater skates with one foot on a forward edge and the other on a matching backward edge on the same track (e.g. outside and outside).
 - i. *Upright extension*: A glide on a forward or backward inside or outside edge where the skater's body remains upright with the free leg supported (either by the same or another skater) at least at a 135 degree angle to the skating leg. The free leg may be held to the back, front or to the side.
- C. *Point of Intersection*: The type of movement/rotation that the skaters are executing at the axis of intersection.
- D. *Step Sequence*: A combination/series of different turning methods such as three-turn, bracket, choctaw, counter, loop, mohawk, rocker, twizzle, linking steps and short free skating moves used as part of an element such as the no hold element.
1. Use of crossovers must be kept to a minimum.
 2. During the step sequence additional feature, all skaters must execute the same steps/turns in the same skating direction, on the same edge, at the same time, except to initiate or end a mirror image pattern.
 3. Linking steps, free skating moves, etc., may be different.
 4. Short free skating moves are allowed within a step sequence additional feature but must be held for less than three seconds.
 5. Turn requirements: The requirements for turns are as follows:
 - a. Steps and turns must be skated on recognizable edges and lobes.
 - b. Turns/steps that do not have sustained edges due to a quicker tempo will be counted as long as they are executed with clear/clean entry and exit edges.
 - c. Teams that use a good quality of skating but have shorter and quicker edges must not be penalized in the grades of execution.
 - d. When turns/steps and linking steps are used in a step sequence, the turns/steps and linking steps must be balanced in their distribution throughout the step sequence additional feature.

9140 Definitions of Features and Requirements

- A. *Back to back approach*: Is shown when the skaters' backs (including shoulders and hips) are facing toward the axis of intersection, independently of the skating direction, during the entire approach phase. A pivoting entry with backward skating is also considered to be a back-to-back approach.
- B. *Balancing position (lift)*: The position of the lifted skater is stabilized mostly by their own strength. The lifted skater's position becomes precarious and influences (affects) their balance.
- C. *Body movement*: The use of the body parts (arms, legs, head, torso) when executing the turns and linking steps. The core changes from the center balanced position and that movement has a significant impact on the body's weight distribution over the blade.
- D. *Change of position*: An action where the spoke/lines/skaters change their order when compared to the start or when skaters within a spoke/line change position with each other.
- E. *Change of position during a free skating move*: If a skater begins on the right side of another skater, they must change to the left side of that same skater.
- F. *Change of position of a lifted skater*: Is shown when the lifted skater uses at least two different positions during a lift.
- G. *Choreographic sequence*: Consists of any kind of movements such as steps, turns, spirals, spread eagles, Ina Bauers, hydroblading, lunges, choreographic slide etc.
- H. *Choreographic slide*: Consists of a movement when a skater(s) slides across the ice in a controlled manner. The skater(s) may slide on one or both knees, their thigh or other parts of the body.
- I. *Extra features*: Short free skating moves, dance jumps, toe steps, small hops, body movements, etc.
- J. *Different configuration*: Is shown when the number of lines, spokes or circles changes during an element. Skaters have to move to form a new configuration.
- K. *Flexible position (lift)*: Includes but is not limited to front split, side split, 135 degree, backward arch in a semi-circle or full circle.
- L. *Intersecting*: Is a movement which occurs when there are only individual/solo skaters involved. The movement refers to an individual/solo skater passing in-between two other individual/solo skaters.
- M. *Interlocking*:
 1. Circle: At least two circles rotating in opposite directions are linked together when individual skaters in one circle pass in-between at least two consecutive individual skaters of the other circle.
 2. Wheel: At least two wheels rotating in opposite directions where a spoke of each wheel passes in-between two consecutive spokes of the other wheel(s).

- N. Mirror Image Pattern: A mirror image pattern is shown when one half of the team uses a clockwise or counterclockwise direction and the other half of the team uses the opposite direction at the same time (counterclockwise or clockwise).
- O. Passing through: Is a movement which occurs when there is a pair(s) or group(s) of skaters involved. The movement refers to: (i) a skater (individual/solo, pair(s) or group(s)) passing in-between two other pair(s) and/or group(s) of skaters and/or (ii) a pair(s) or group(s) of skaters passing in-between two individual/solo skaters.
- P. Pivoting: A continuous action in one rotational direction when an individual skater, pair, line or block is rotating around a common center point. The common center point is permitted to remain stationary or progress across the ice.
1. Change of pivot point: In the pivoting block or pivoting line element, when the pivot point changes from one end of the line to the other. The pivot point is permitted to progress through the line(s). Retrogression is not permitted during a change of pivot point. Skaters may not cross their own old tracks as the pivot point is changing ends.
- Q. Travel: An action where a rotating element such as a circle or wheel is caused to move in a given direction or path for a required distance. The rotation and travel must occur at the same time. The path may be curved or straight.
- R. Weaving: An action when skaters pass each other by moving side to side, for example: changing from an outer circle to a center circle or vice versa depending on where they start.

9150 General Criteria and Basic Requirements for Elements

The detailed criteria for the requirements of elements will be updated together with features and additional features/extra features annually and published on the Members Only site.

A. The **artistic element** must meet the following criteria:

1. The artistic circle/artistic wheel begins once the configuration is recognized and starts to rotate with all skaters participating. The artistic block/artistic line begins once the configuration is recognized and is progressing along/ across the ice with all skaters participating. The artistic element should be used to match the music in order to enhance the composition of the program. The element ends once the configuration breaks apart or a transition into another element or transitional element begins.
2. Artistic elements are those elements listed below which are considered to be the base of synchronized skating:
 - a. Artistic block: A block configuration with a minimum of three lines.
 - b. Artistic circle: A circle or multi-circle configuration with a minimum of four skaters in each circle.
 - c. Artistic line: A line configuration with one or two lines that may be straight or curved.
 - d. Artistic wheel: A wheel or multi-wheel configuration with a minimum of three skaters in each spoke.
3. All skaters must participate in the artistic element

B. The **creative element** must meet the following criteria:

1. The creative element begins when the shape/requirements of the selected element is recognized. The creative element ends when the element breaks apart with the transition into the next element (or until the end of the program if placed as the last element).
2. The creative element is a unique presentation of one or more synchronized skating element(s) which will be published annually on the Members Only site.

C. The **group lift element** must meet the following criteria:

1. The group lift element begins once the skaters begin to form their group for the lift, and it ends when the lifted skater is set down.
2. All skaters must participate in a group lift element either by being the lifted skater, by supporting the lifted skater or by executing a free skating element.
3. The group lift must meet the definition for group lifts (see rule 9130 (A)(6)(b)).
4. The free skating element(s), executed by the remaining skaters not participating in the lift, may be the same or different and executed at approximately the same time as the lift.
5. All skaters must act as a unit.

D. The **intersection element** must meet the following criteria:

1. The intersection element begins once the skaters begin the approach phase of the intersection, and it ends after the exit phase (phase 3) of the intersection and upon the start of the transition into a different element or transitional element.
2. All skaters must pass another skater during the intersection element. There are several different manners in which this can be executed.
3. Individual skaters may pass each other simultaneously or separately as long as each skater is involved in the intersection.
 - a. Angled intersection: An intersection where two lines are skating towards each other and the axis of intersection, from opposite sides/ends of the ice surface while remaining parallel to each other.
 - b. Collapsing intersections: An intersection where skaters pass each other at different times using at least two different axes. Examples of a collapsing intersection are box, triangle or "L" intersection.
 - c. Combined intersection: An intersection that combines rotating element(s) such as a circle(s) and/or wheel(s) either with line(s) or rotating element(s) such as a circle(s) and/or wheel(s).
 - d. Two line intersection: An intersection where two lines are skating toward each other and the axis of intersection from different/opposite sides of the ice surface in a mirror image pattern.

- e. "V" intersection: An intersection where two or more straight lines are pivoting and skating toward each other and the axis of intersection from two opposite sides/ends. Skaters pass each other at the same or different times.
- f. Whip intersection: An intersection where the two lines approach each other starting from a half circle curve until the lead skaters of each line become back-to-back with the axis of intersection and then start to straighten before intersecting.
- 4. The intersection element may include an additional feature (point of intersection).
- 5. The number of skaters in each line (part) of an intersection must be as equal as possible.
- 6. *Phases of an Intersection Element:* Intersection elements have three phases, each of which must be included and executed correctly. There is no required length of time that each phase must be held.
 - a. *Phase 1 – Approach:* The moment that the shape of the intersection is established and the team starts moving toward the axis of intersection.
 - b. *Phase 2 – Point of Intersection:* The type of movement/rotation that the skaters are executing at the axis of intersection. See rule 9130 (C).
 - c. *Phase 3 – Exit of Intersection:* The moment following the axis of intersection when the skaters are moving away from the point of intersection.
- E. The **mixed element** must meet the following criteria:
 - 1. The mixed element begins when at least two different synchronized skating elements are recognized. It ends once the transition into another element or transitional element begins.
 - 2. The mixed element consists of at least two different synchronized skating elements.
 - 3. The two or more elements must interact with each other.
 - 4. Choice of block, circle, intersection, line, wheel, etc.
 - 5. If using a block there must be a minimum of three lines and eight skaters.
 - 6. If using a circle there must be a minimum of six skaters.
 - 7. If using an intersection there must be a minimum of eight skaters who intersect.
 - 8. If using a line there must be a minimum of eight skaters if doing one line, or in the case of two lines there must be four skaters in each line.
 - 9. If using a wheel there must be either a minimum of two spokes with three skaters in each spoke, or in the case of a one-spoke wheel there must be a minimum of five skaters in the spoke.
 - 10. If using a pair element, there must be a minimum of four skaters.
 - 11. If using a move element, there must be at least six free skating moves.
 - 12. If using a synchronized spin element, there must be at least eight individual spins or four pair spins or two group spins.
 - 13. There is no minimum requirement or restriction as to the amount of ice the skaters cover while preparing for and executing the mixed element.
- F. The **move element** must meet the following criteria:
 - 1. The move element begins at the start of the free skating move, and it ends with the completion of the free skating move(s).
 - 2. The move element consists of free skating move(s).
 - a. One part of the team may perform one type of free skating move, and another part of the team may perform another type of free skating move. Up to four different types of free skating moves (either the same or different levels) will be permitted.
 - 3. Any transition, including transitions resembling an intersection, is permitted during the free skating move (see rules 9160 and 9170 for illegal and non-permitted elements).
 - 4. All the skaters must act as a unit.
 - 5. The move element may include an additional feature (free skating moves).
- G. The **no hold element** must meet the following criteria:
 - 1. The no hold element may include an additional feature (step sequence) executed with a no hold.
 - 2. The no hold element begins when the skaters are in a no hold and form a closed block, no matter where the closed block is placed on the ice. The no hold element ends at any place on the ice surface when the block breaks upon the start of a transition into a different element or transitional element, or when all or some of the skaters deliberately touch each other and/or take a hold.
 - 3. Linking steps, free skating moves and body movements, etc., may be different and executed at different times.
- H. The **pair element** must meet the following criteria:
 - 1. This element consists of pairs, incorporating all team members. For teams with 16 skaters, the element consists of eight pairs.
 - 2. The pair element begins when all skaters are in pairs and ends when the partners break apart.
 - 3. The pair element may consist of free skating elements, free skating moves, step sequences or other skating movements.
 - 4. The pairs must act as a unit.
 - 5. All pairs must perform the same movement at the same time.

I. **Pivoting and linear elements**

1. The **block element** must meet the following criteria:
 - a. The block element begins once the configuration is recognized and is progressing along/across the ice with all skaters participating. It ends when the block configuration is broken up by the transition into a different element or transitional element.
 - b. A block configuration must have a minimum of three straight lines.
 - c. All skaters must be attached for most of the time.
 - d. Any type of pattern may be used (example: straight line, diagonal, circular, serpentine or any variety thereof).
2. The **line element** must meet the following criteria:
 - a. The line element begins once the configuration is recognized and is progressing along/across the ice with all skaters participating in the configuration, and it ends when the line(s) breaks apart upon the start of a transition into a different element or transitional element.
 - b. There may be one or two straight lines, which must be as equal as possible in terms of the number of skaters in each line.
 - c. If there are two lines, these two lines may be joined or separate and may pass by each other.

J. The **synchronized spin element** must meet the following criteria:

1. The synchronized spin element begins with the entry edge into the spin and ends when the skaters stop spinning.
2. Any solo spin or pair spin can be used.
3. The rotation of the spin can be clockwise, counterclockwise or a combination of both directions.
4. The skaters may use the same or different rotational directions.
5. The movements of the skaters during all phases of the spin should be completely synchronized.
6. The synchronized spin element is described using three phases. Each of the three phases must be included.
 - a. *Phase 1 – Entry*: The moment the skater(s) steps onto the entry edge.
 - b. *Phase 2 – Rotation(s)*: The number of times a skater(s) rotates.
 - c. *Phase 3 – Exit*: The moment when the skater(s) stops spinning.

K. **Traveling and rotating elements**

1. The **circle element** must meet the following criteria:
 - a. The circle element begins once the circle is recognized and starts to rotate with all skaters participating in the configuration. It ends when the configuration is broken, stops rotating and begins a transition into a different element or transitional element.
 - b. A circle must have a minimum of four skaters.
2. The **wheel element** must meet the following criteria:
 - a. The wheel element begins once the configuration is recognized and starts to rotate with all skaters participating in the configuration. It ends when the wheel configuration is broken, stops rotating and begins a transition into a different element or transitional element.
 - b. There must be at least three skaters in each spoke.
 - c. Spokes may be straight, curved or of different lengths.
 - d. A variation of a wheel configuration is defined as a deviation of a basic wheel shape where skaters are attached to the wheel or a spoke and rotating around a pivot point.
 - e. Basic wheel shapes are defined as follows:
 - i. One, two (or “S” wheel), three, four or five spoke wheel;
 - ii. Interlocking wheels;
 - iii. Two-line parallel wheel.

L. The **twizzle element** must meet the following criteria:

1. The twizzle element begins with the entry of the first twizzle and ends when all skaters complete the last twizzle.
2. The twizzle element consists of a series of at least two twizzles.

9160 **Illegal Elements, Features, Additional Features, Movements**

When illegal elements, features, additional features and/or movements are included, a deduction will be made from the total score by the technical panel in IJS events and by the judges in 6.0 events. (See rule section 9900.)

A. Senior and Junior Short Program and All Levels for Free Skate

1. Illegal lifts as defined in rule 9130 (A)(6)
2. Intersections incorporating back spirals
3. Flying camel spins executed by the entire team
4. Split jump through the point of intersection

9170 Non-Permitted Elements, Features, Additional Features and Movements

When non-permitted elements, features, additional features and/or movements are included, a deduction will be made from the total score by the technical panel in an IJS event and by the judges in 6.0 events.

A. Senior and Junior Short Program

1. Lifts of any variety unless required (including un-sustained group lifts)

B. Senior, Junior and Collegiate Free Skate

1. Stopping (exceeding five seconds) on more than two different occasions within the free skate (not counting the opening and closing movements, which must not exceed 10 seconds each)
2. Separating longer than necessary before resuming skating together as a unit

C. Novice Free Skate

1. Lifts of any variety (including un-sustained group lifts)
2. Vaults
3. Stopping (exceeding five seconds) on more than one occasion within the free skate (not counting the opening and closing movements, which must not exceed 10 seconds each)
4. Separating longer than necessary before resuming skating together as a unit

D. Intermediate, Juvenile, Open Juvenile, Pre-Juvenile, Preliminary, Open Collegiate, Adult, Masters, Open Adult and Open Masters Free Skate

1. Lifts of any variety (including un-sustained group lifts)
2. Vaults
3. Stopping (exceeding five seconds) on more than one occasion within the free skate (not counting the opening and closing movements, which must not exceed 10 seconds each)
4. Separating longer than necessary before resuming skating together as a unit
5. Throw jumps
6. Assisted jumps of more than one revolution
7. Jumps of more than one revolution at the masters, pre-juvenile, preliminary, open juvenile, open collegiate, open adult and open masters levels
8. Jumps through the point of intersection or stepping over clasped hands

9400 Synchronized Skating Test Qualifications and Age Requirements

Test qualifications are as of the closing date for entries. Age requirements are as of the preceding July 1.

Test Qualifications and Age Requirements for the 2021-22 Season		
Level	Minimum Test Qualifications	Age Requirements
Senior	Junior moves in the field	16 skaters who are 15 years of age or older
Junior	Novice moves in the field	12-16 skaters who are 13 <u>through 19</u> years of age (Note for ISU competitions, you must follow ISU requirements)
Novice	Intermediate moves in the field	12-20 skaters who are <u>19 years of age and younger</u>
Intermediate	Juvenile moves in the field	12-20 skaters who are <u>19 years of age and younger</u>
Juvenile	Pre-juvenile moves in the field	12-20 skaters who are <u>13 years of age and younger</u>
Open Juvenile	<u>None</u>	8-20 skaters who are <u>19 years of age and younger</u>
Pre-Juvenile	None	8-20 skaters <u>who are 17</u> years of age <u>and younger</u>
Preliminary	None	8-20 skaters who are <u>13 years of age and younger</u>
Collegiate	Juvenile moves in the field	12-20 skaters, all of whom must have a high school diploma or equivalent and be enrolled in a degree program at a college or university and must be full-time students as recognized by the college or university they attend
Open Collegiate	None	8-20 skaters, all of whom must have a high school diploma or equivalent and be enrolled in a degree program at a college or university and must be full-time students as recognized by the college or university they attend
Adult	At least one of the following: <ul style="list-style-type: none">• Preliminary moves in the field, or• Adult bronze moves in the field, or• Partnered preliminary pattern dance test, or• Solo preliminary pattern dance test, or• Preliminary figure	12-20 skaters who are <u>18 years of age or older</u>

Test Qualifications and Age Requirements for the 2021-22 Season		
Level	Minimum Test Qualifications	Age Requirements
Masters	None	12-20 skaters who are <u>25</u> years of age or older
Open Adult	None	8- <u>20</u> skaters who are 18 years of age or older
Open Masters	None	8- <u>20</u> skaters who are <u>25</u> years of age or older

Test Qualifications and Age Requirements for the 2022-23 Season and Beyond		
Level	Minimum Test Qualifications	Age Requirements
Senior	<u>Senior</u> moves in the field	16 skaters who are 15 years of age or older
Junior	<u>Junior</u> moves in the field	12-16 skaters who are 13 through 19 years of age (Note for ISU competitions, you must follow ISU requirements)
Novice	<u>Novice</u> moves in the field	12-20 skaters who are 19 years of age and younger
Intermediate	<u>Intermediate</u> moves in the field	12-20 skaters who are 19 years of age and younger
Juvenile	<u>Juvenile</u> moves in the field	12-20 skaters who are 13 years of age and younger
Open Juvenile	None	8-20 skaters who are 19 years of age and younger
Pre-Juvenile	<u>2022-23: Pre-preliminary moves in the field</u> <u>2023-24: Preliminary moves in the field</u> <u>2024-25: Pre-juvenile moves in the field</u>	8-20 skaters who are 17 years of age and younger
Preliminary	<u>2022-23: Pre-preliminary moves in the field</u> <u>2023-24: Preliminary moves in the field</u>	8-20 skaters who are 13 years of age and younger
Collegiate	Juvenile moves in the field	12-20 skaters, all of whom must have a high school diploma or equivalent and be enrolled in a degree program at a college or university and must be full-time students as recognized by the college or university they attend
Open Collegiate	None	8-20 skaters, all of whom must have a high school diploma or equivalent and be enrolled in a degree program at a college or university and must be full-time students as recognized by the college or university they attend
Adult	At least one of the following: • Preliminary moves in the field, or • Adult bronze moves in the field, or • Partnered preliminary pattern dance test, or • Solo preliminary pattern dance test, or • Preliminary figure	12-20 skaters who are 18 years of age or older
Masters	None	12-20 skaters who are 25 years of age or older
Open Adult	None	8-20 skaters who are 18 years of age or older
Open Masters	None	8-20 skaters who are 25 years of age or older

9900 Marking of Synchronized Skating – 6.0 and IJS

9910 Marking of Synchronized Skating – 6.0 System

9911 The 6.0 system is marked on a scale from 0 to 6, of which:

0.0 = Not Skated	4.0 = Good
1.0 = Very Poor	5.0 = Very Good
2.0 = Poor	6.0 = Outstanding
3.0 = Mediocre	

- A. Decimals to one place are permitted as further intermediate values (e.g. 3.8, 4.4, 5.5).
B. When deserved, a judge may award the mark of 6.0 either in the first mark or in the second mark, but not in both, except for the last competitor.

9912 Marking of the Synchronized Skating Free Skate – 6.0 System

In any synchronized skating event that is judged under the 6.0 system, two marks are awarded on a scale from 0 to 6 as in rule 9911. The first mark is for technical elements and the second mark is for program components.

- A. For the marking of the technical elements, see rule 9921 (D)(3). In addition, the judges must consider:
1. Difficulty of the performance (with no credit given for portions thereof which are missed);
 2. Variety;
 3. Cleanness and sureness;
 4. Speed.
- B. For the marking of the program components, see rule 9922.
- C. Every failure in the technical elements must be reflected only in the first mark according to the importance of the element failed or omitted and the gravity of the mistake itself, since there is no direct relationship between the first and second marks. However, marks must be deducted for failures in the second mark if the harmonious and artistic aspects of the program are involved.
- D. The chair of the Synchronized Development and Technical Committee, in consultation with the judging representative on the Synchronized Development and Technical Committee, will determine the deductions in the Handbook for Synchronized Skating Technical Rules by July 1 each season.
- E. An element is omitted when it is not tried. Any element started after the maximum allowable program length (as identified under rules 9411 through 9531) will be considered as omitted in the marking and will incur a deduction. For 6.0 deductions, see the Handbook for Synchronized Skating Technical Rules.
- F. A whistle will be blown by the referee when the allowable time has elapsed, and the judges must cease judging the performance. If the team fails to finish the program within the time limit, there should be a deduction. For 6.0 deductions, see the Handbook for Synchronized Skating Technical Rules.
- G. When illegal or non-permitted elements are included, a deduction must be made for each forbidden element performed. For 6.0 deductions, see the Handbook for Synchronized Skating Technical Rules.
- H. If the music is not according to the requirements, a deduction will be incurred. For 6.0 deductions, see the Handbook for Synchronized Skating Technical Rules.

9920 Marking of Synchronized Skating – IJS

9921 Technical Score – Synchronized Skating – IJS

The guidelines for the marking of the technical score are updated and published on the Members Only site.

- A. *Scale of Values*: The scale of values of the synchronized skating elements will be updated and published on the Members Only site. The scale of values contains base values of all the elements and the numerical values of the grades of execution.
- B. *Base Values*: The technical panel will determine the name and, when required, the level of difficulty of every element. Base values of elements are measured in points and are indicated in the scale of values table. They increase with the increasing difficulty of the elements. The difficulty of the elements depends on their levels of difficulty.
- C. *Levels of Difficulty of Elements*: The descriptions of characteristics (features) that give an element a certain level of difficulty is updated and published on the Members Only site. Required and optional elements are divided into four or five levels of difficulty depending on their difficulty, except elements designated with a fixed base value in the list of elements.
- D. *Grade of Execution (GOE)*:
1. Each judge must mark the quality of execution of every element depending on the positive or negative features of the execution and any errors present.
 2. The GOE is marked from +5, +4, +3, +2, +1, 0 (base value), -1, -2, -3, -4, -5.
 3. The guidelines for determining the grade of execution for each element will be updated and published on the Members Only site.
- E. *Features/Additional Features*: The additional features (step sequences, free skating moves/elements, point of intersection) are divided into the groups according to their difficulty.

- F. *Illegal Elements/Features/Additional Features/Movements*: Every illegal element/feature/additional feature/movement (see rule 9160) performed in the program will be penalized by a deduction. For IJS deductions, see the Handbook for Synchronized Skating Technical Rules.
- G. *Non-permitted Elements/Features/Additional Features/Movements*: Every non-permitted element/feature/additional feature/movement (see rule 9170) performed in the program will be penalized by a deduction. For IJS deductions, see the Handbook for Synchronized Skating Technical Rules.

9922 Program Component Score – Synchronized Skating – IJS

In addition to the technical score, the team's whole performance is evaluated by program components:

- A. For preliminary, pre-juvenile, open juvenile and juvenile, the three components will be: (1) Skating Skills; (2) Performance; and (3) Interpretation of the Music/Timing. For synchronized skating, there must be equal demonstration of the criteria by all skaters.
- B. For intermediate, novice, junior, senior, collegiate, adult and masters, the five components will be: (1) Skating Skills; (2) Transitions; (3) Performance; (4) Composition; and (5) Interpretation of the Music/Timing. For synchronized skating, there must be equal demonstration of the criteria by all skaters.
- C. Definitions and criteria for analyzing the program components
1. Skating Skills: Defined by overall cleanness and sureness, edge control and flow over the ice surface demonstrated by a command of the skating vocabulary (edges, steps, turns, etc.), the clarity of technique and the use of effortless power to accelerate and vary speed. In evaluating the Skating Skills, the following must be considered:
 - a. Use of deep edges, steps and turns;
 - b. Balance, rhythmic knee action and precision of foot placement;
 - c. Flow and glide;
 - d. Varied use of power, speed and acceleration;
 - e. Use of multi directional skating;
 - f. Use of one-foot skating.
 2. Transitions: The varied and purposeful use of intricate footwork, positions, movements, holds and formations within the elements and that link all elements. In evaluating the Transitions, the following must be considered:
 - a. Continuity of movements from one element to another;
 - b. Variety (including variety of holds);
 - c. Difficulty;
 - d. Quality.
 3. Performance: Involvement of the team physically, emotionally and intellectually as they deliver the intent of the music and composition. In evaluating the Performance, the following must be considered:
 - a. Physical, emotional and intellectual involvement;
 - b. Projection;
 - c. Carriage and clarity of movement;
 - d. Variety and contrast of movements and energy;
 - e. Individuality / personality;
 - f. Unison and “oneness”;
 - g. Spatial awareness between skaters – management of the distance between skaters and management of changes of hold.
 4. Composition: An intentionally developed and/or original arrangement of all types of movements according to the principles of musical phrase, space, pattern and structure. In evaluating the Composition, the following must be considered:
 - a. Purpose (idea, concept, vision, mood);
 - b. Pattern / ice coverage;
 - c. Multidimensional use of space and design of movements;
 - d. Phrase and form (movements and parts structured to match the musical phrase);
 - e. Originality of the composition.
 5. Interpretation of the Music/Timing: The personal, creative and genuine translation of the rhythm, character and content of the music to movement on ice. In evaluating the Interpretation of the Music/(Timing), the following must be considered:
 - a. Movement and steps in time to the music (timing);
 - b. Expression of the music's character/feeling and rhythm, when clearly identifiable;
 - c. Use of finesse to reflect the details and nuances of the music (Finesse is the skaters' refined, artful manipulation of music details and nuances through movement. It is unique to the skaters and demonstrates an inner feeling for the music and the composition. Nuances are the personal ways of bringing subtle variations to the intensity, tempo and dynamics of the music made by the composer and/or musicians.)
 - d. Relationship between the skaters reflecting the character and rhythm of the music.

D. Marks for Program Components

1. Program components are marked on a scale of 0.25 to 10.00 in increments of 0.25, with a separate mark given for each program component, of which:

0.25-0.75 =	Extremely poor	5.00-5.75 =	Average
1.00-1.75 =	Very poor	6.00-6.75 =	Above average
2.00-2.75 =	Poor	7.00-7.75 =	Good
3.00-3.75 =	Weak	8.00-8.75 =	Very good
4.00-4.75 =	Fair	9.00-9.75 =	Excellent
		10.00 =	Outstanding

2. Increments are used for evaluation of performances containing some features of one degree and some of the next degree.
3. Guidelines for judging are published and updated on the Members Only site.

9923 Deductions and Reductions – Synchronized Skating – IJS

- A. Reductions for synchronized skating are updated yearly and published on the Members Only site. Reductions for breaks, stumbles, falls and collisions in the required elements will be made by judges in the grade of execution.
- B. Deductions from the total score are applied for each violation. For IJS deductions, see the Handbook for Synchronized Skating Technical Rules.
- C. Every failure in the required elements must be reflected only in the technical score according to the importance of the element failed or omitted and the gravity of the mistake itself, since there is no direct relationship between the technical score and the program component score. However, deductions for failures must be made in the program component score if other program components are involved. An element and feature and additional feature/extra feature is omitted when it is not tried.

Moves in the Field Diagrams

Table of Contents for Moves in the Field Diagrams

Pre-Preliminary Moves in the Field

Forward Perimeter Stroking	MITF-3
Basic Consecutive Edges	MITF-4
Forward Right and Left Foot Spirals	MITF-5
Waltz Eight	MITF-6

Preliminary Moves in the Field

Forward and Backward Crossovers	MITF-7
Consecutive Outside and Inside Spirals	MITF-8
Forward Power Three-Turns	MITF-9
Alternating Forward Three-Turns	MITF-10
Forward Circle Eight	MITF-11
Alternating Backward Crossovers to Backward Outside Edges	MITF-12

Pre-Juvenile Moves in the Field

Forward and Backward Perimeter Power Stroking	MITF-13
FO-BI Three-Turns in the Field	MITF-14
FI-BO Three-Turns in the Field	MITF-15
Forward and Backward Power Change of Edge Pulls	MITF-16
Backward Circle Eight	MITF-17
Five-Step Mohawk Sequence	MITF-18

Juvenile Moves in the Field

Stroking: Forward Power Circle	MITF-19
Stroking: Backward Power Circle	MITF-20
Eight-Step Mohawk Sequence	MITF-21
Forward and Backward Free Skate Cross Strokes	MITF-22
Backward Power Three-Turns	MITF-23
Forward Double Three-Turns	MITF-24

Intermediate Moves in the Field

Backward Double Three-Turns	MITF-25
Spiral Sequence	MITF-26
Brackets in the Field Sequence	MITF-27
Forward Twizzles	MITF-28
Inside Slide Chassé Pattern	MITF-29

Novice Moves in the Field

Inside Three-Turns/Rocker Choctaws	MITF-30
Forward and Backward Outside Counters	MITF-31
Forward and Backward Inside Counters	MITF-32
Forward Loops	MITF-33
Backward Rocker Choctaw Sequence	MITF-34
Backward Twizzles	MITF-35

Junior Moves in the Field

Forward and Backward Outside Rockers	MITF-36
Forward and Backward Inside Rockers	MITF-37
Power Pulls	MITF-38
Choctaw Sequence	MITF-39
Backward Loop Pattern	MITF-40
Straight Line Step Sequence	MITF-41

Senior Moves in the Field

Sustained Edge Step	MITF-42
Spiral Sequence	MITF-43
BO Power Double Three-Turns to Power Double Inside Rockers	MITF-44
BI Power Double Three-Turns to Power Double Outside Rockers	MITF-45
Serpentine Step Sequence	MITF-46

Adult Pre-Bronze Moves in the Field

Forward Perimeter Stroking	MITF-47
Basic Consecutive Edges	MITF-48
Forward Right and Left Foot Spirals	MITF-49
Waltz Eight	MITF-50
Forward and Backward Crossovers	MITF-51

Adult Bronze Moves in the Field

Forward and Backward Perimeter Power Stroking	MITF-52
Forward Power Three-Turns	MITF-53
Alternating Backward Crossovers to Backward Outside Edges	MITF-54
Forward Circle Eight	MITF-55
Five-Step Mohawk Sequence	MITF-56

Adult Silver Moves in the Field

Eight-Step Mohawk Sequence	MITF-57
Forward and Backward Free Skate Cross Strokes	MITF-58
FO-BI Three-Turns in the Field	MITF-59
FI-BO Three-Turns in the Field	MITF-60
Consecutive Outside and Inside Spirals	MITF-61
Forward and Backward Power Change of Edge Pulls	MITF-62

Adult Gold Moves in the Field

Stroking: Forward Power Circle	MITF-63
Stroking: Backward Power Circle	MITF-64
Forward Double Three-Turns	MITF-65
Backward Double Three-Turns	MITF-66
Backward Circle Eight	MITF-67
Brackets in the Field	MITF-68

Adaptive Skating Pre-Bronze Moves in the Field

Forward Perimeter Stroking	MITF-69
Basic Consecutive Forward Edges	MITF-70
Forward Crossovers	MITF-71

Adaptive Skating Bronze Moves in the Field

Forward and Backward Crossovers	MITF-72
Forward Right and Left Foot Spirals or Lunges	MITF-73
Basic Consecutive Backward Edges	MITF-74
Alternating Forward Three-Turns	MITF-75

Adaptive Skating Silver Moves in the Field

Forward and Backward Perimeter Power Stroking	MITF-76
Five-Step Mohawk Sequence	MITF-77
Forward Circle Eight	MITF-78
Circular Sequence	MITF-79
Waltz Three-Step Sequence	MITF-80

Adaptive Skating Gold Moves in the Field

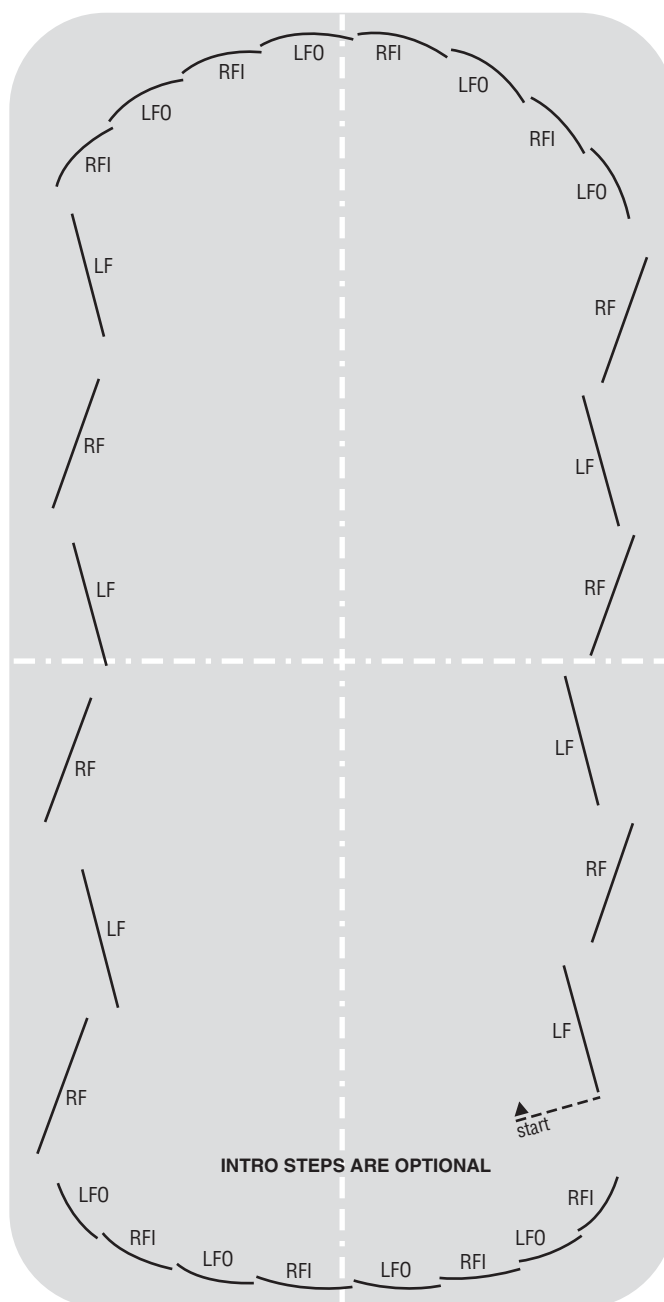
Eight-Step Mohawk Sequence	MITF-81
Forward and Backward Free Skate Cross Strokes	MITF-82
Alternating Right Forward Changes of Edge and Left Forward Three-Turns	MITF-83
Alternating Left Forward Changes of Edge and Right Forward Three-Turns	MITF-84
Alternating Backward Crossovers to Backward Outside Edges	MITF-85
Backward Circle Eight	MITF-86

Pre-Preliminary 1

Forward Perimeter Stroking

The skater will perform four to eight straight strokes depending on the length of the ice and the strength of the skater, with crossovers around the ends, using the full ice surface and for one full lap of the rink (in both directions). Introductory steps are optional.

Focus: Power and extension



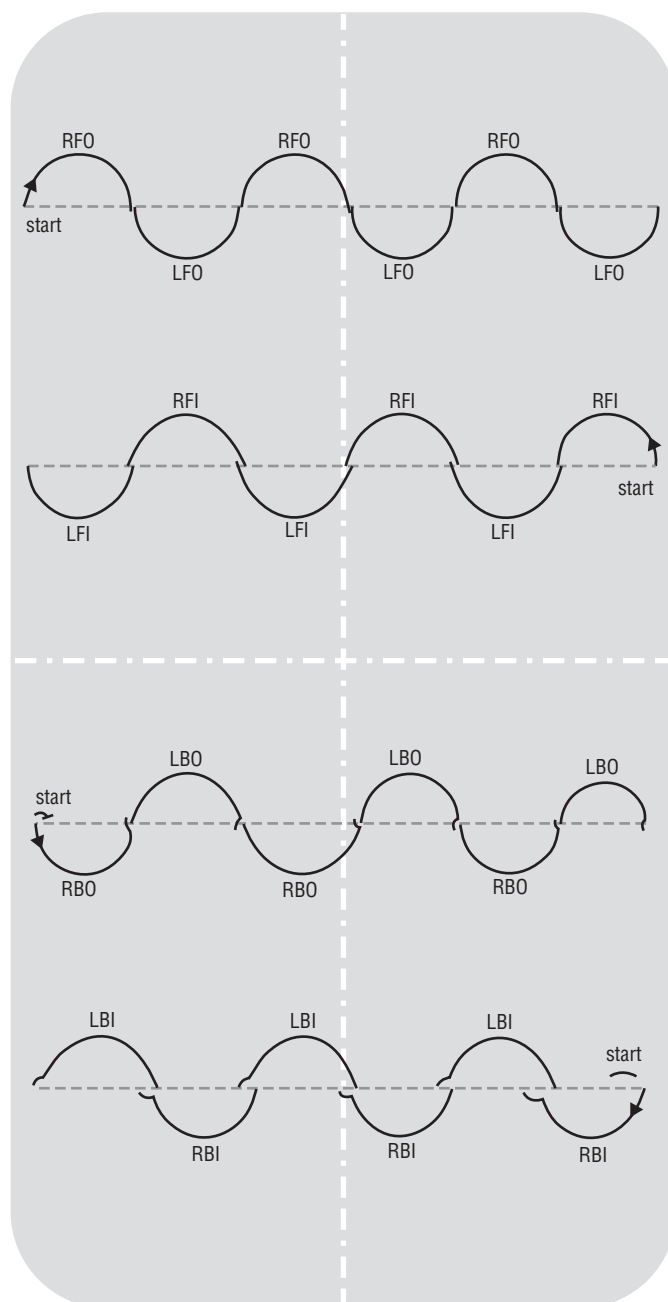
Pre-Preliminary 2

Basic Consecutive Edges

- Forward outside edges
- Forward inside edges
- Backward outside edges
- Backward inside edges

Starting from a standing position the skater will perform four to six half circles, alternating feet, using an axis line such as a hockey line. The skater may start each set on either foot, but they must be skated in the order listed.

Focus: Edge quality

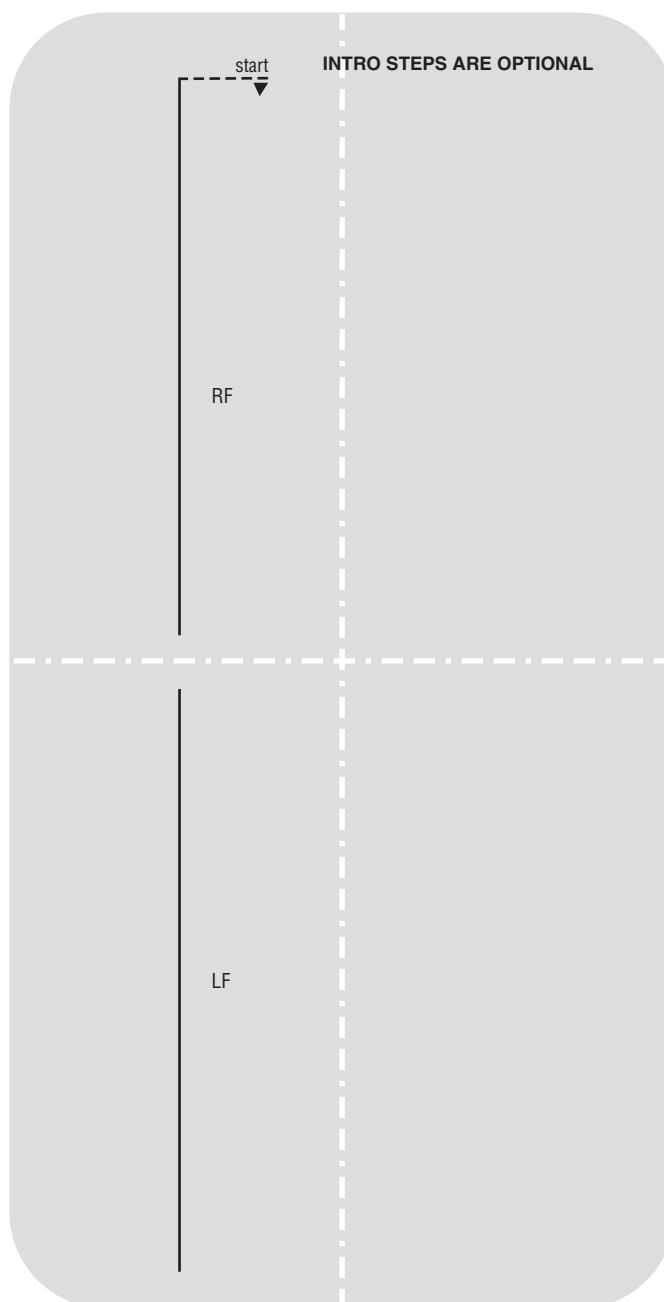


Pre-Preliminary 3

Forward Right and Left Foot Spirals

The skater will perform right foot and left foot spirals down the length of the rink maintaining a spiral position on each foot for approximately four seconds with extended leg held at the hip level or higher. The skater may be on flats and may start on either foot. Introductory steps are optional.

Focus: Extension

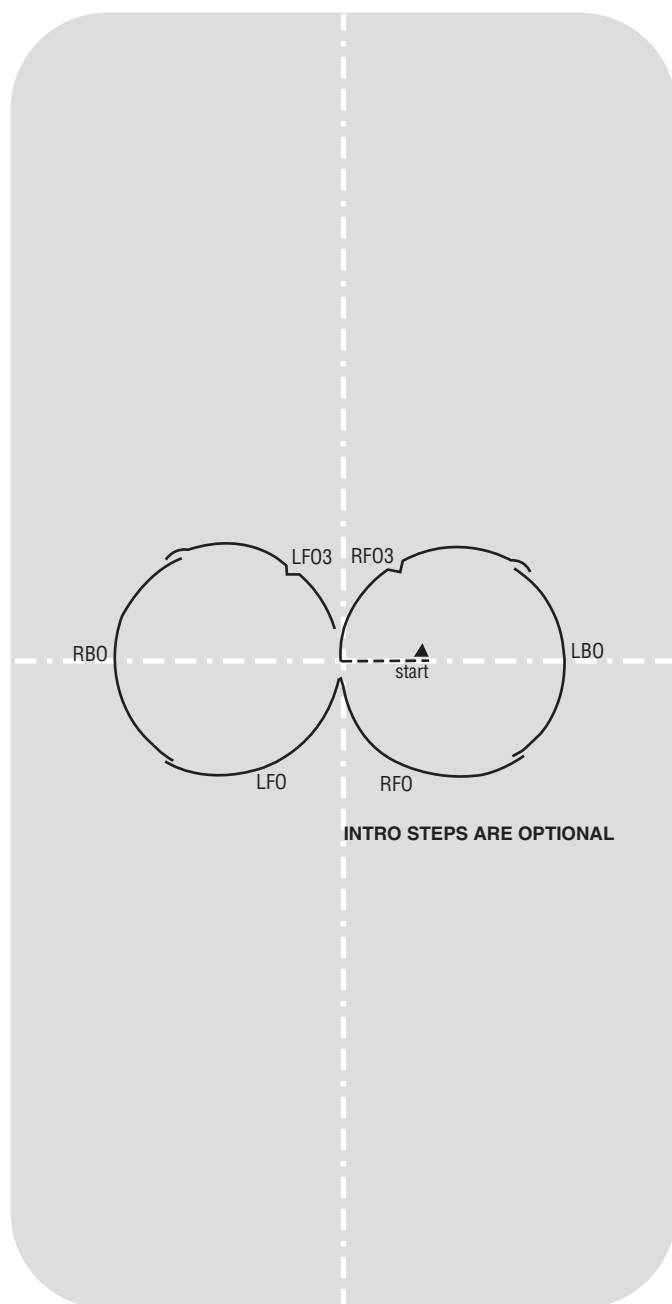


Pre-Preliminary 4

Waltz Eight

The skater will perform the waltz eight, using large circumference circles, completing two patterns on each foot, performed with control. This move may start on either foot. Introductory steps are optional or may begin from a standing start. The skater may mark the center.

Focus: Edge quality

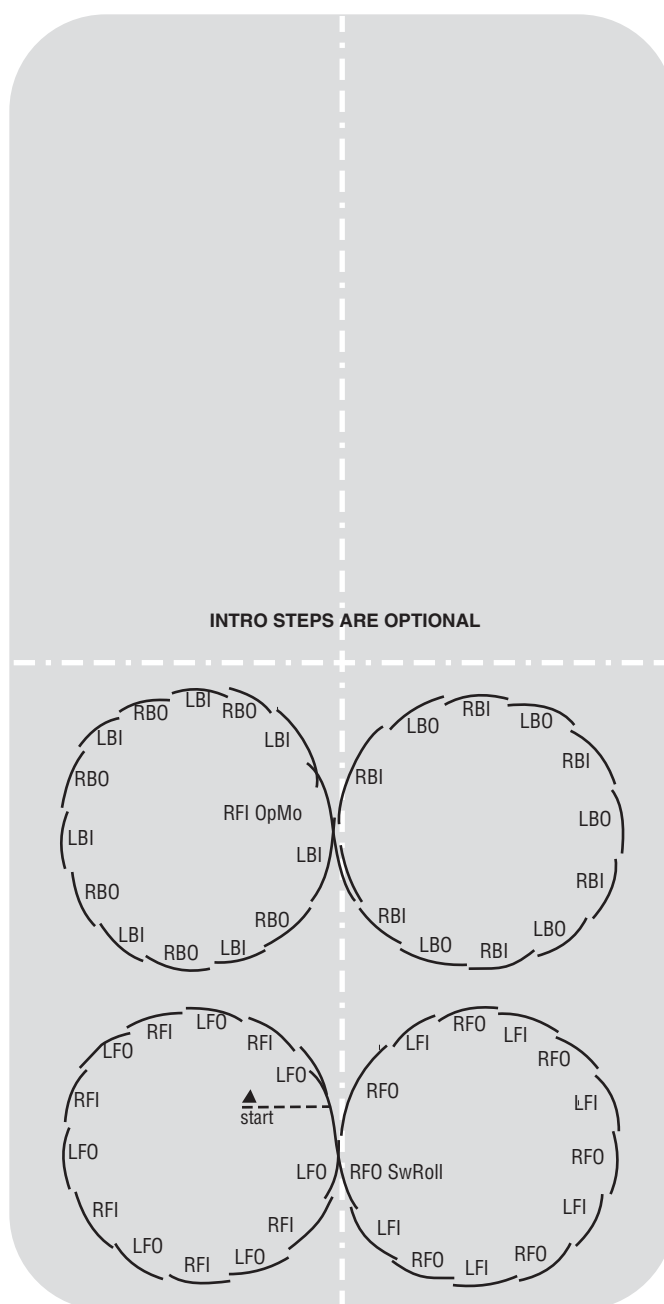


Preliminary 1

Forward and Backward Crossovers

The skater will perform forward crossovers in a figure eight pattern. It is expected that the skater will perform the transition between circles on one foot. Four to six crossovers per circle are recommended. Upon completing the forward figure eight, the skater will perform a swing roll and change of edge to an open mohawk in order to turn from forward to backward and continue the figure eight pattern with four to six backward crossovers per circle. This move may start in either direction. Introductory steps are optional.

Focus: Power

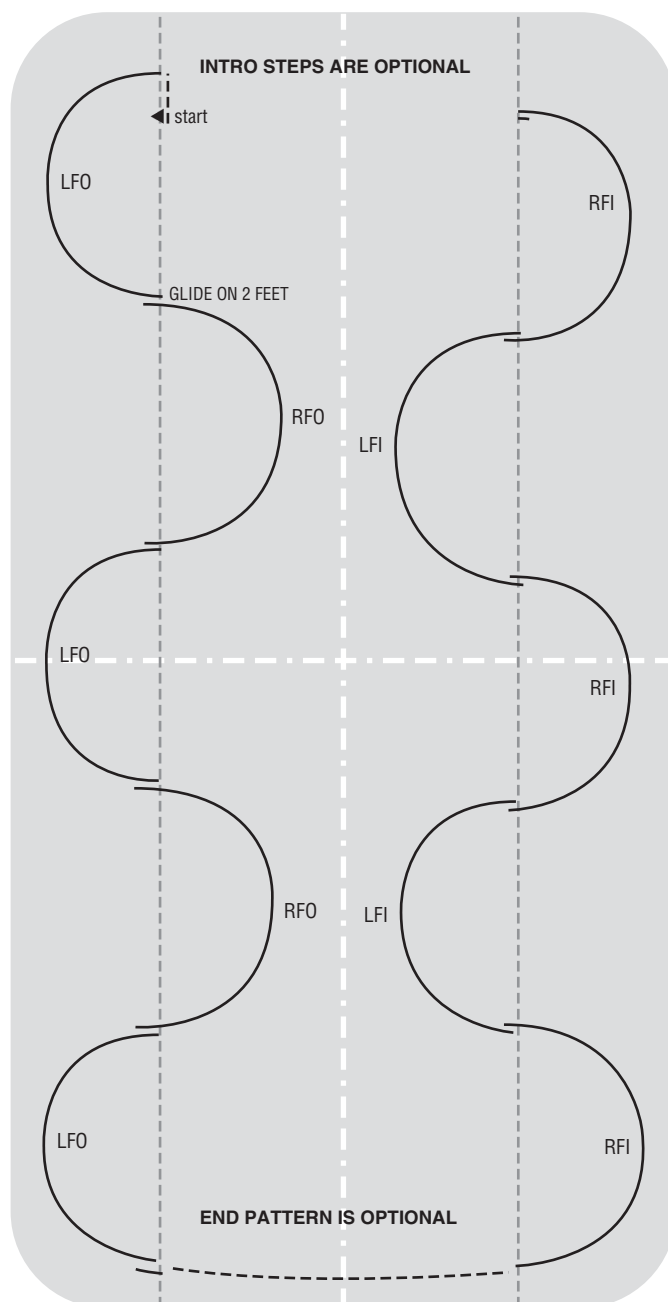


Preliminary 2

Consecutive Outside and Inside Spirals

The skater will perform right foot and left foot spirals. The outside edge spirals will be skated for the first length of the rink. Forward crossovers may be utilized (optional) around the end of the rink. Forward inside edge spirals will be skated for the second length of the rink. The exact number of spirals will depend on the size of the rink and the strength of the skater, however a minimum of four spirals down each length of the rink must be skated. The extended leg in the spiral should be held at hip level or higher. Introductory steps are optional.

Focus: Extension and edge quality

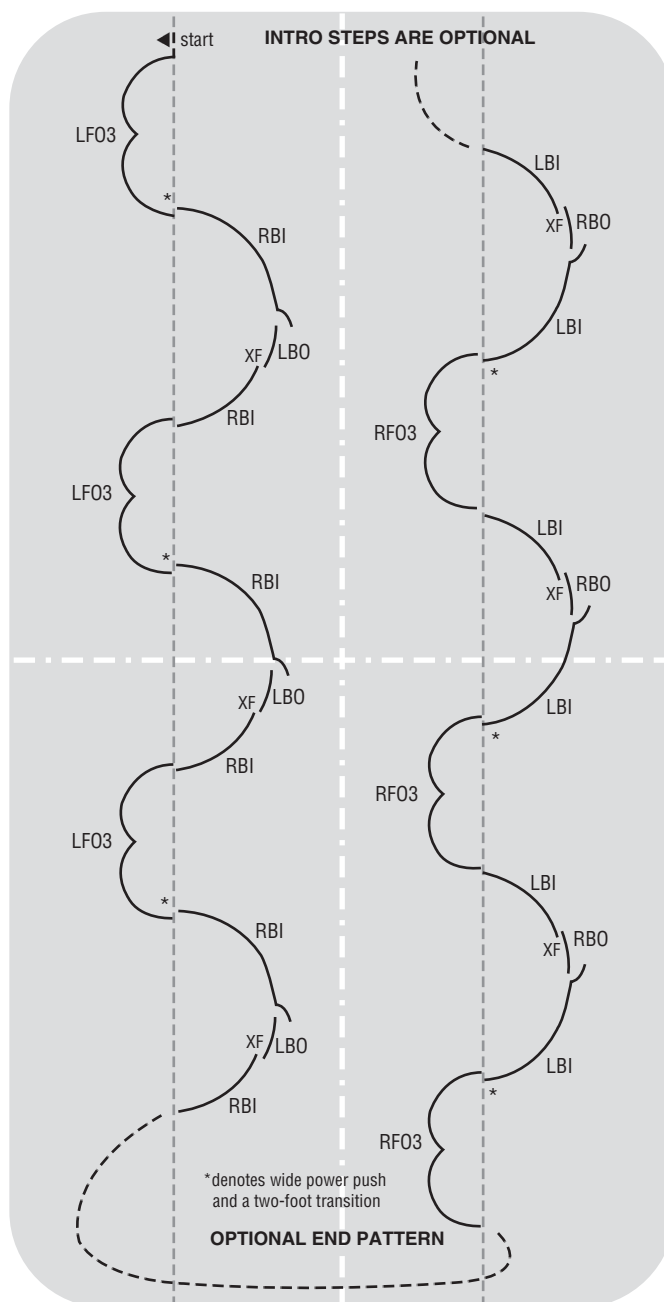


Preliminary 3

Forward Power Three-Turns

The skater will perform forward outside three-turns to a balance position followed by a backward crossover. Three to six sets of three-turns will be skated depending on the length of the ice surface. Skaters may begin this move with either right or left foot three-turns. On the second length of the rink, the three-turns will be skated on the opposite foot. Introductory steps and backward crossovers around the end of the rink are optional.

Focus: Power

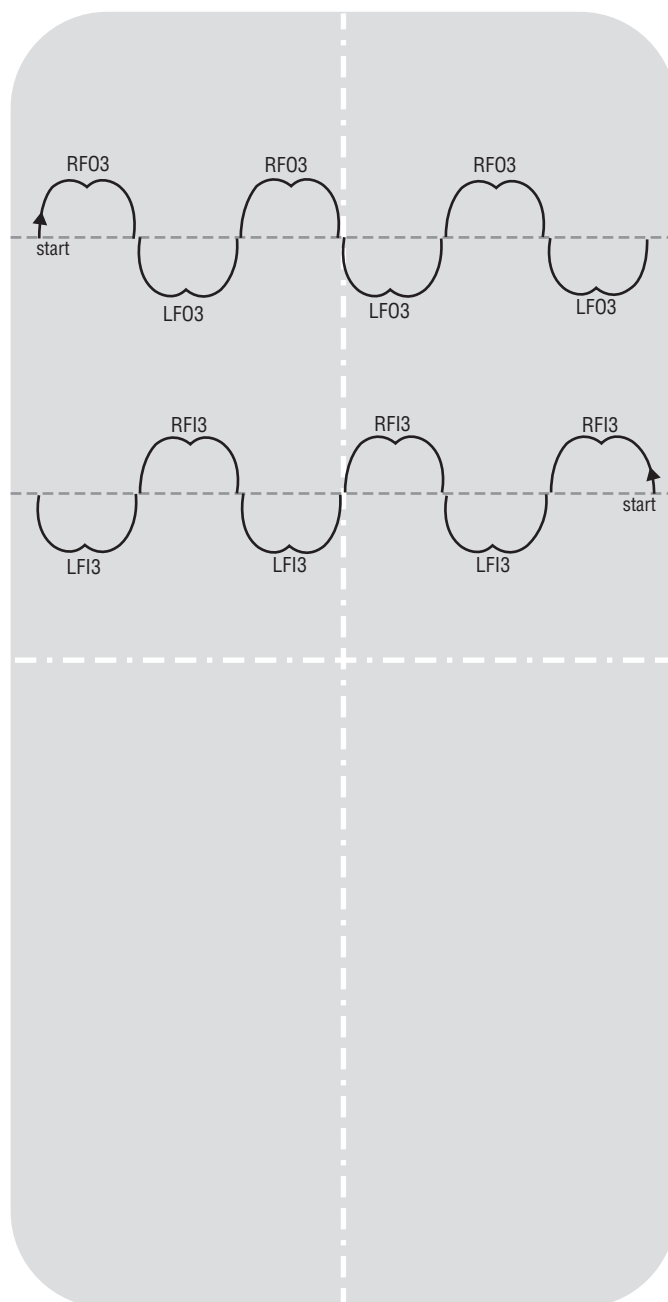


Preliminary 4

Alternating Forward Three-Turns

Starting from a standing position the skater will perform alternating forward outside three-turns for the width of the rink. The skater will then perform forward inside alternating three-turns for the second width of the rink. The size of the rink and strength of the skater will determine the number of three-turns skated. This move may start on either foot.

Focus: Edge quality

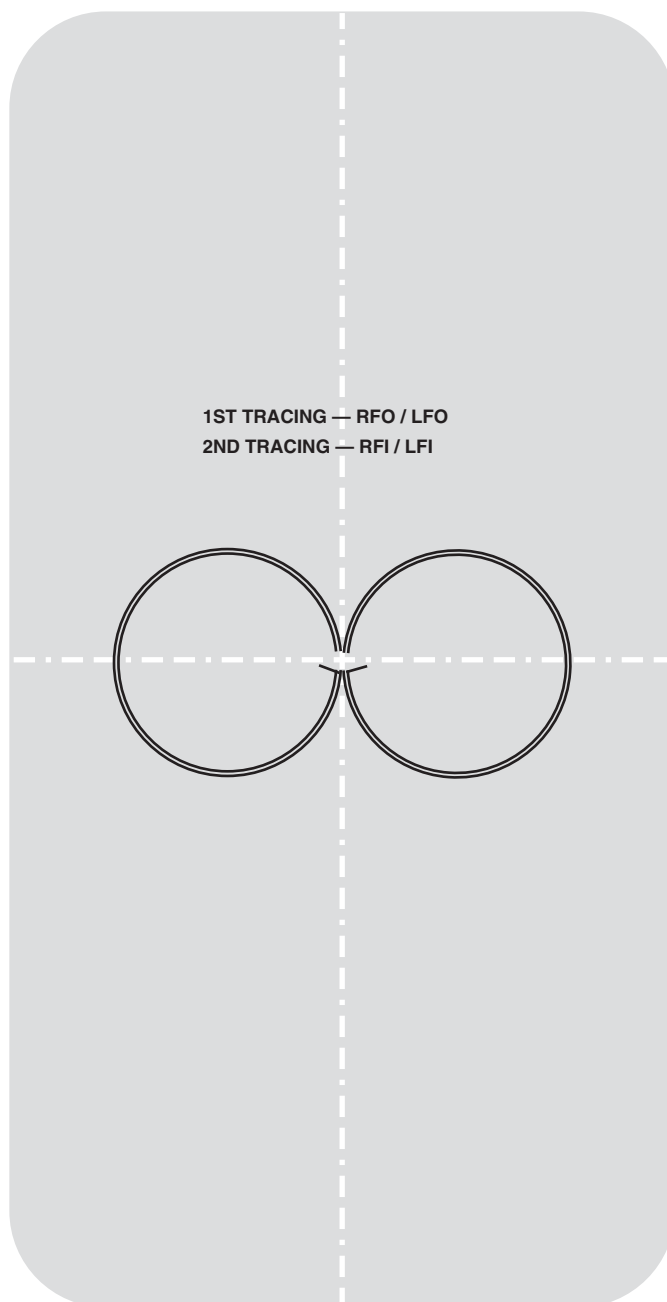


Preliminary 5

Forward Circle Eight

The skater will push from a standing start onto a forward outside edge and complete one forward outside figure eight. Upon returning to center at the completion of the second circle, the skater will perform a forward inside figure eight by pushing onto a forward inside edge, thereby repeating the previously skated circle. The circles should be equal in size with each circle approximately three times the skater's height. The skater may mark the center. This move may start on either foot.

Focus: Edge quality and continuous flow

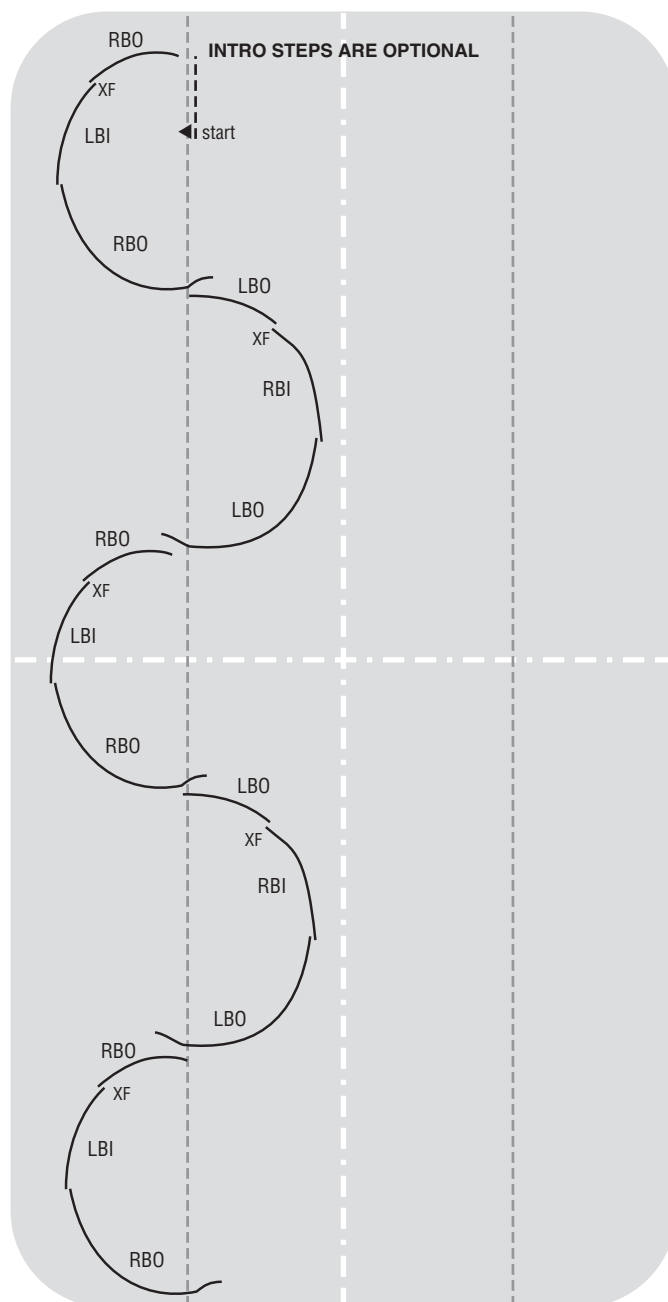


Preliminary 6

Alternating Backward Crossovers to Backward Outside Edges

The skater will perform alternating backward crossovers to backward outside edges in consecutive half circles for one length of the rink. Four or five lobes should be skated. Introductory steps are optional.

Focus: Power and extension



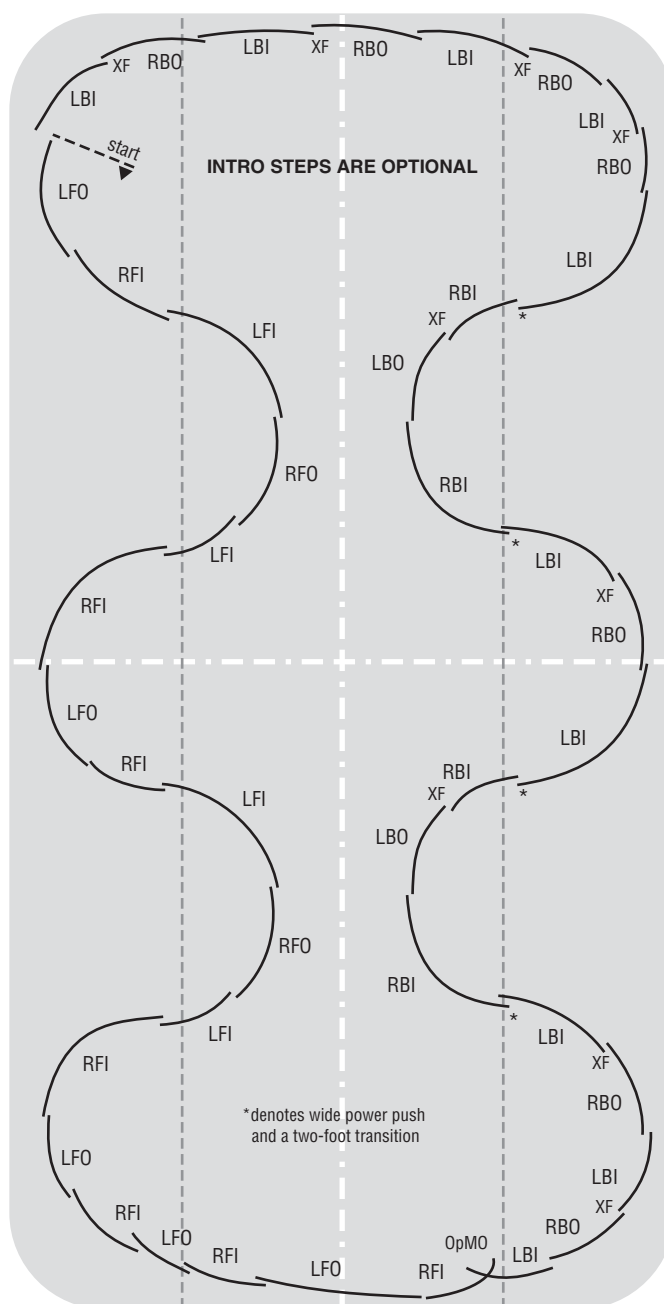
Pre-Juvenile 1

Forward and Backward Perimeter Power Stroking

The skater will perform four alternating forward crossovers separated by strong forward inside edge transitions. The end pattern consists of two forward crossovers followed by a LFO open stroke; then a RFI open mohawk followed by one or two backward crossovers. All end pattern steps should be performed with an even cadence except the LFO open stroke, which should be held for two counts. The second side of the pattern resumes with four backward crossovers separated by two-foot transitions, also known as a power push. Skaters should take care to perform the transitions on two solid inside edges. The second end pattern consists of three to five backward crossovers. Introductory steps are optional.

Forward focus: Power and extension

Backward focus: Power and edge quality

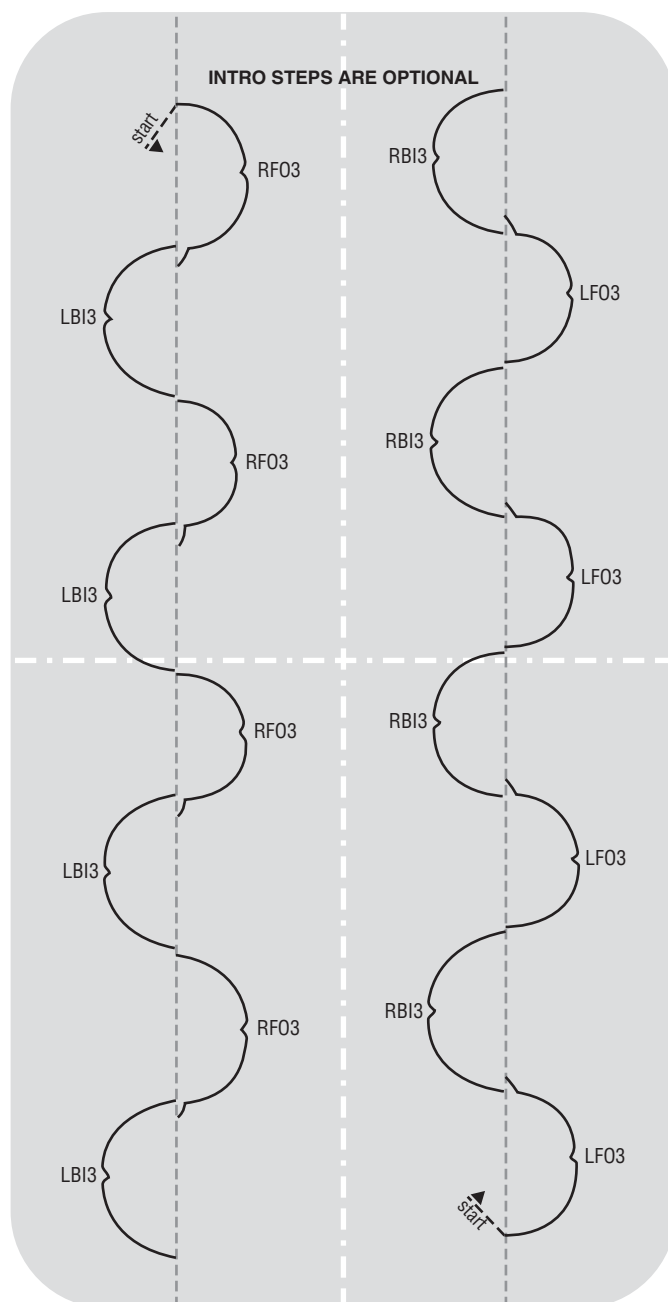


Pre-Juvenile 2

FO-BI Three-Turns in the Field

The skater will perform forward three-turns alternating to backward three-turns covering the length of the rink. One length of the rink will start with RFO-LBI three-turns. The number of sets of three-turns will depend on the length of the rink and the strength of the skater. On the second length of the rink, the skater will perform LFO-RBI three-turns. The end sequence and the introductory steps are optional. This move may start on either foot.

Focus: Edge quality

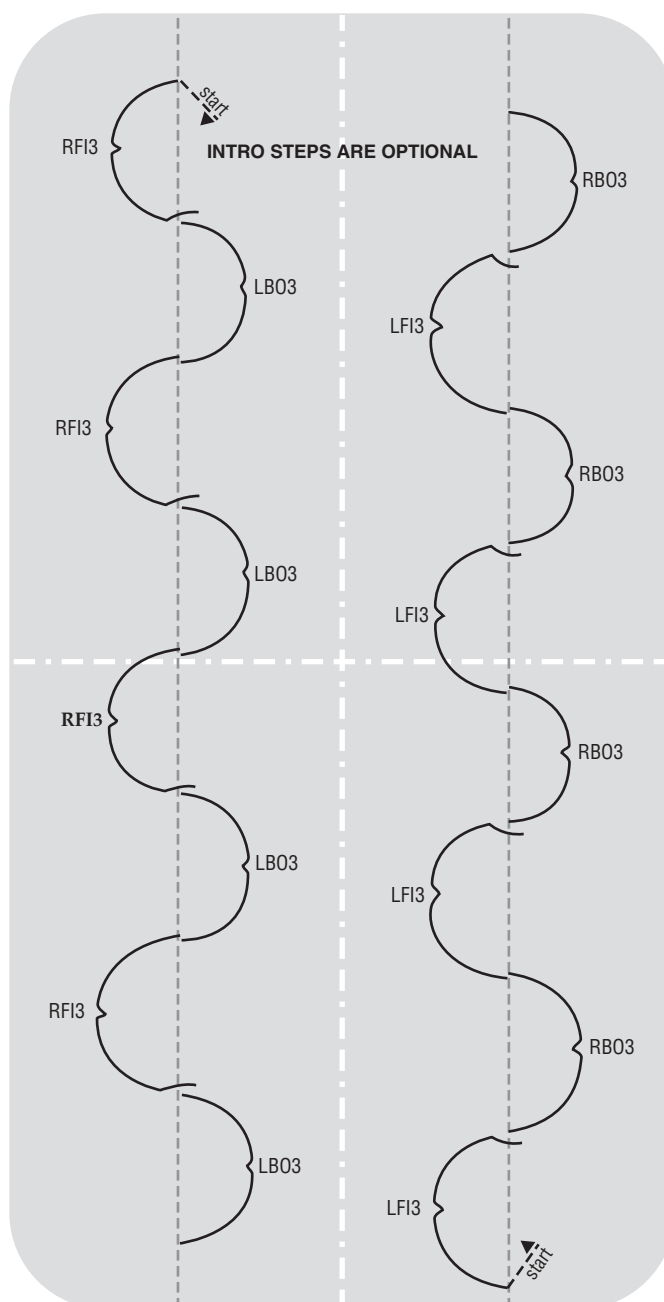


Pre-Juvenile 3

FI-BO Three-Turns in the Field

On one length of the rink, the skater will perform RFI-LBO three-turns. On the other length of the rink, the skater will perform LFI-RBO three-turns. The number of sets of three-turns will depend on the length of the rink and the strength of the skater. The end sequence and the introductory steps are optional. This move may start on either foot.

Focus: Edge quality

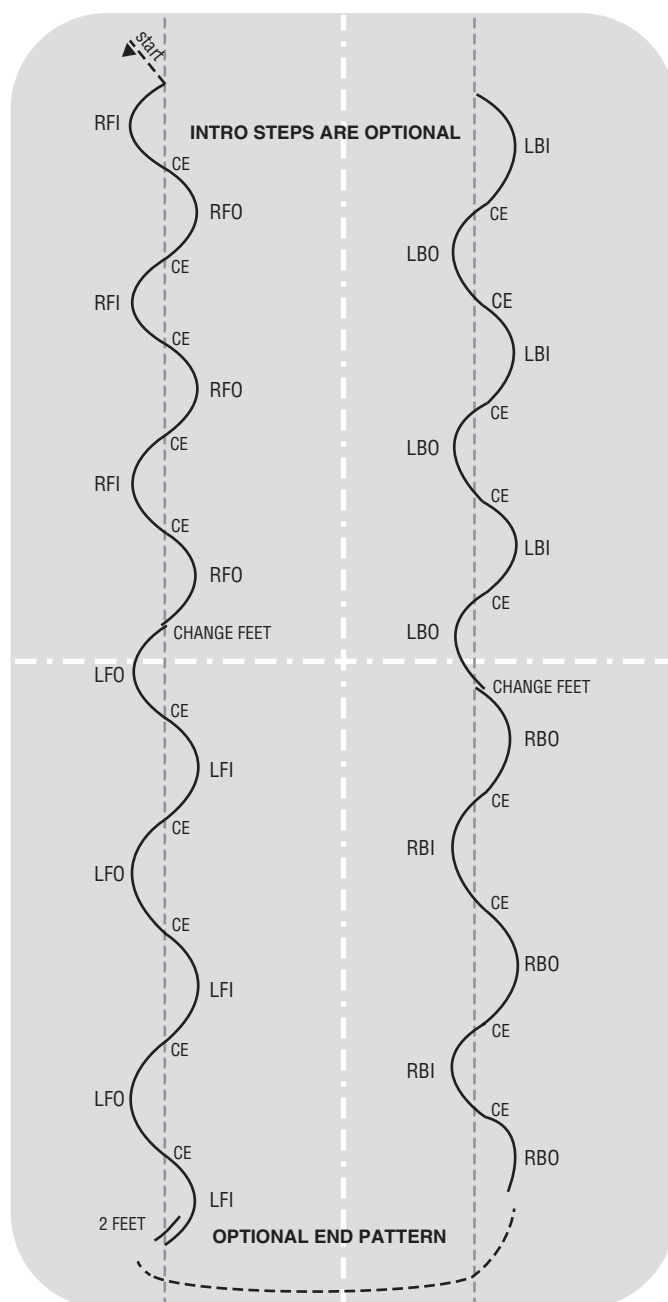


Pre-Juvenile 4

Forward and Backward Power Change of Edge Pulls

The skater will perform consecutive power change of edge pulls — FIO to FOI — for the full length of the rink followed by backward change of edge pulls — BOI to BIO — for the second full length of the rink. The skater will change feet at the center of the rink. The end sequence and the introductory steps are optional. This move may start on either foot.

Focus: Power

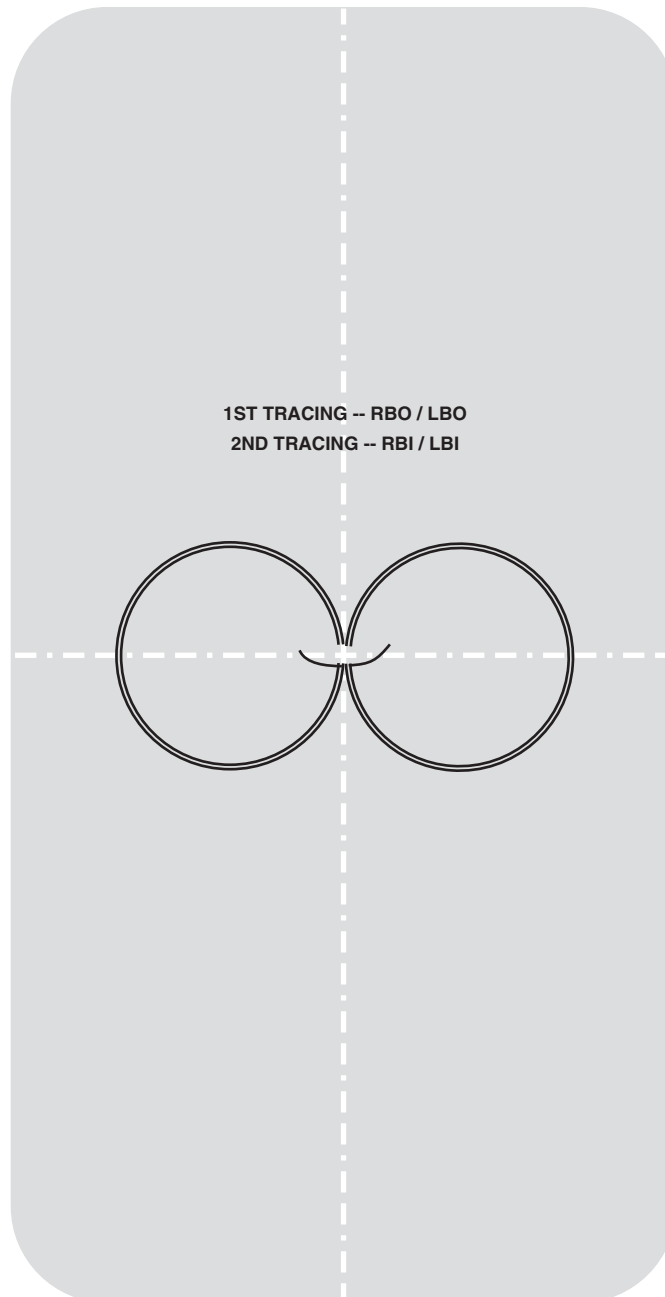


Pre-Juvenile 5

Backward Circle Eight

The skater will push from a standing start onto a backward outside edge and complete one backward outside figure eight. Upon returning to center at the completion of the second circle, the skater will perform a backward inside figure eight by pushing onto a backward inside edge, thereby repeating the previously skated circle. The circles should be equal in size with each circle approximately three times the skater's height. The skater may mark the center. This move may start on either foot.

Focus: Edge quality and continuous flow

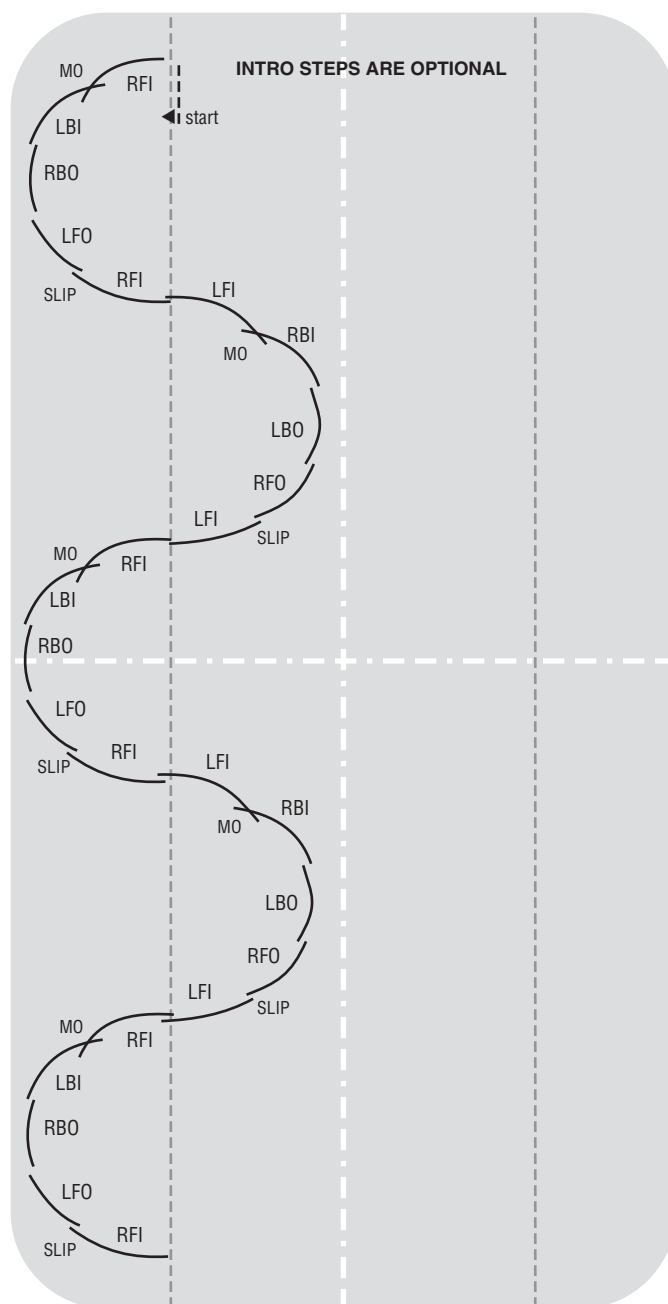


Pre-Juvenile 6

Five-Step Mohawk Sequence

The skater will perform alternating forward inside mohawks, skated in consecutive half circles. Each series consists of a five-step sequence. The skater will skate one length of the ice with four or five lobes. Introductory steps are optional.

Focus: Edge quality and extension

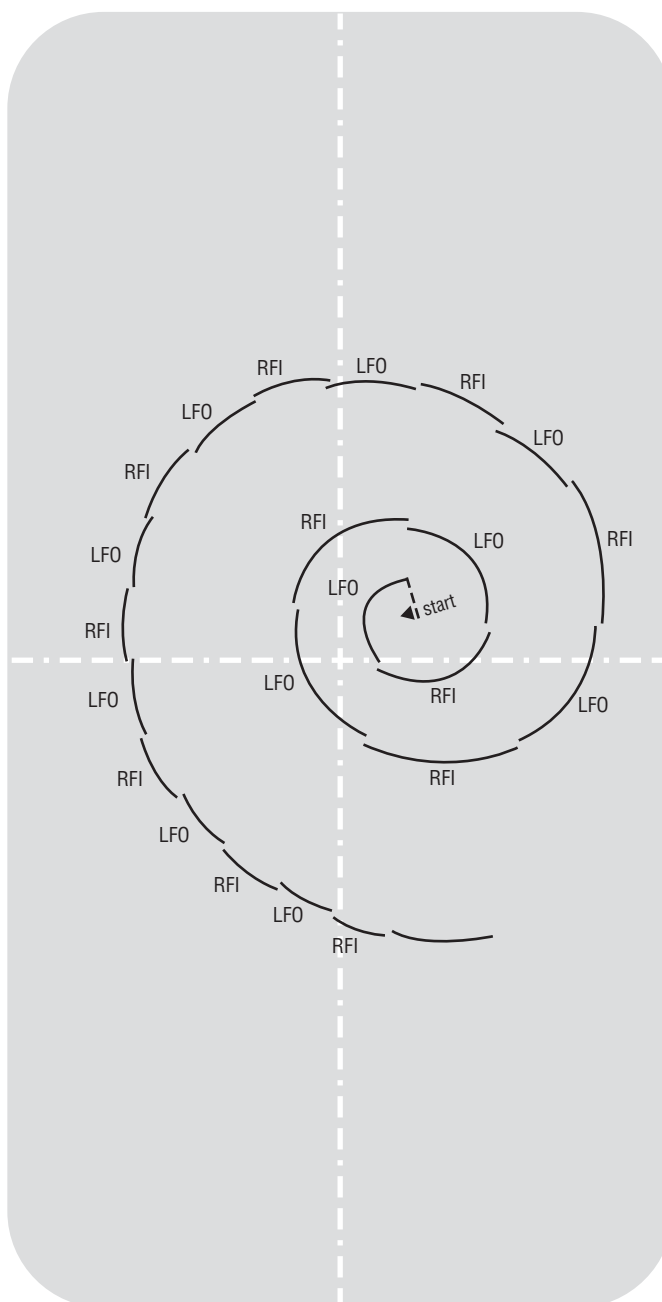


Juvenile 1

Stroking: Forward Power Circle

Starting from a standing position, the skater will perform forward crossovers progressively increasing in foot speed and acceleration throughout the entire move, from a slow, but gradually accelerating pace to fully accelerated crossovers. As the skater accelerates, the circle circumference increases. Power circles are performed in both counterclockwise and clockwise directions. It is recommended that no more than 15 crossovers be utilized in completing each portion of this move. This move may start in either direction.

Focus: Power

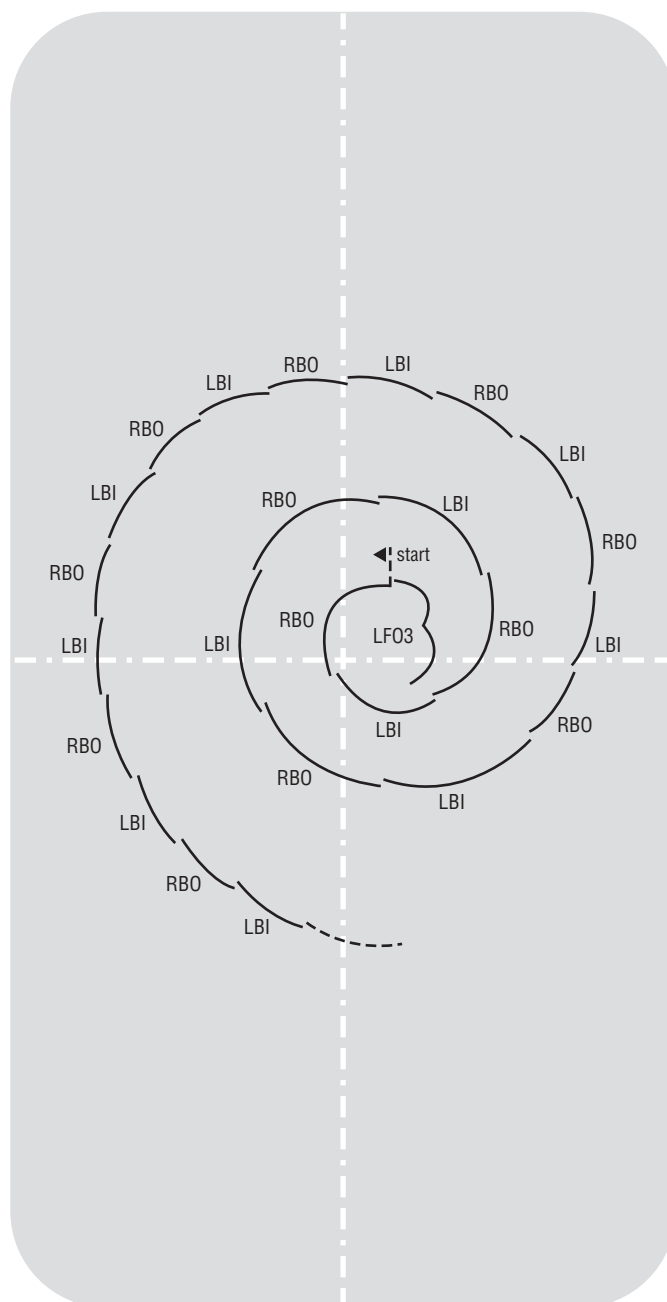


Juvenile 2

Stroking: Backward Power Circle

Starting from a standing position, the skater will perform backward crossovers progressively increasing in foot speed and acceleration throughout the entire move, from a slow, but gradually accelerating pace, to fully accelerated crossovers. As the skater accelerates, the circle circumference increases. Power circles are performed in both counterclockwise and clockwise directions. It is recommended that no more than 15 crossovers be utilized in completing each portion of this move. This move may start in either direction.

Focus: Power

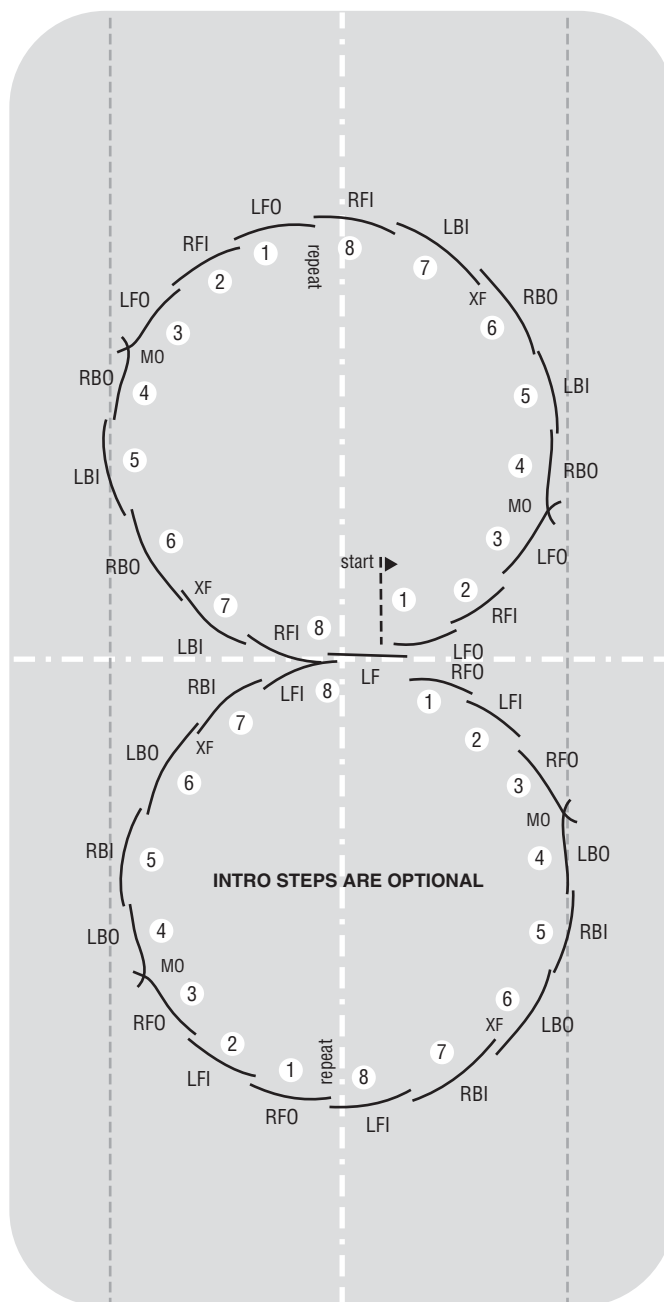


Juvenile 3

Eight-Step Mohawk Sequence

The skater will perform two eight-step mohawk sequences counterclockwise. The step order is: Forward crossover into a LFO mohawk, followed by LBI, RBO, LBI cross forward and RFI. The skater should maintain a march cadence (one beat per step). Between the circles is a two-beat left foot transition. The sequence is then repeated twice in the opposite direction. Introductory steps are optional. This move may start on either foot.

Focus: Quickness and power

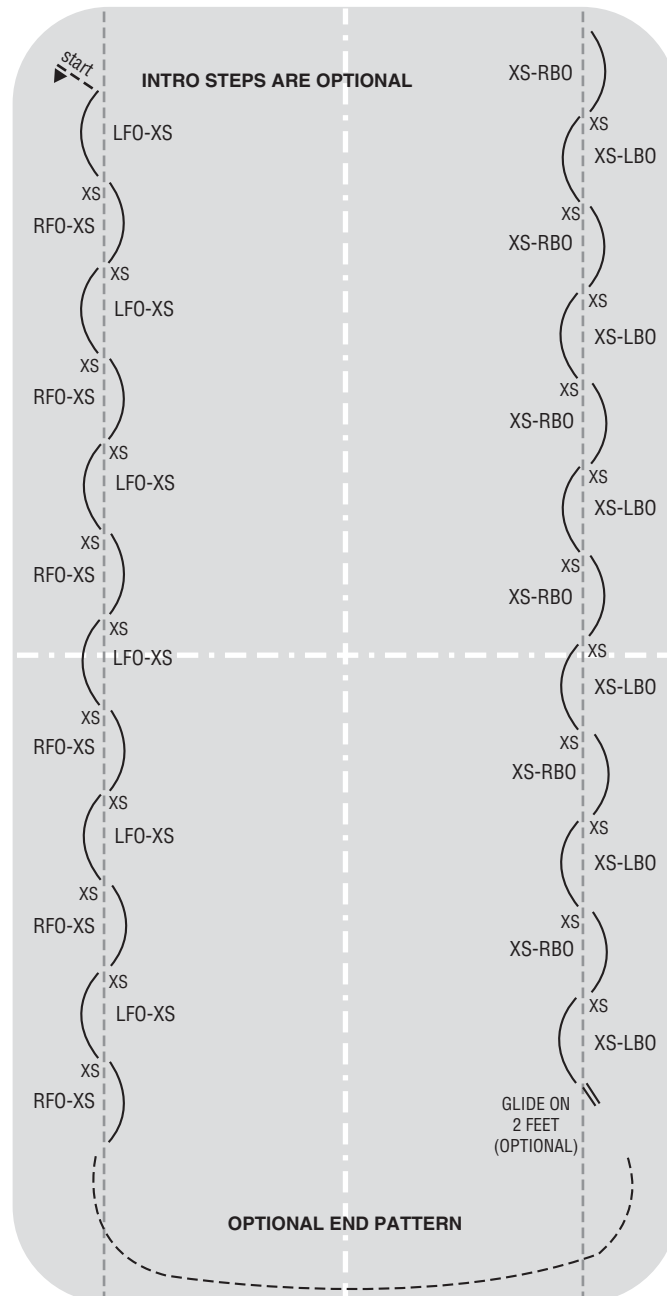


Juvenile 4

Forward and Backward Free Skate Cross Strokes

The skater will perform free skate cross strokes the length of the ice surface. Forward cross strokes will be skated for one length of the rink and backward cross strokes skated for the second length of the rink. Introductory steps and end patterns are optional. This move may start on either foot.

Focus: Power

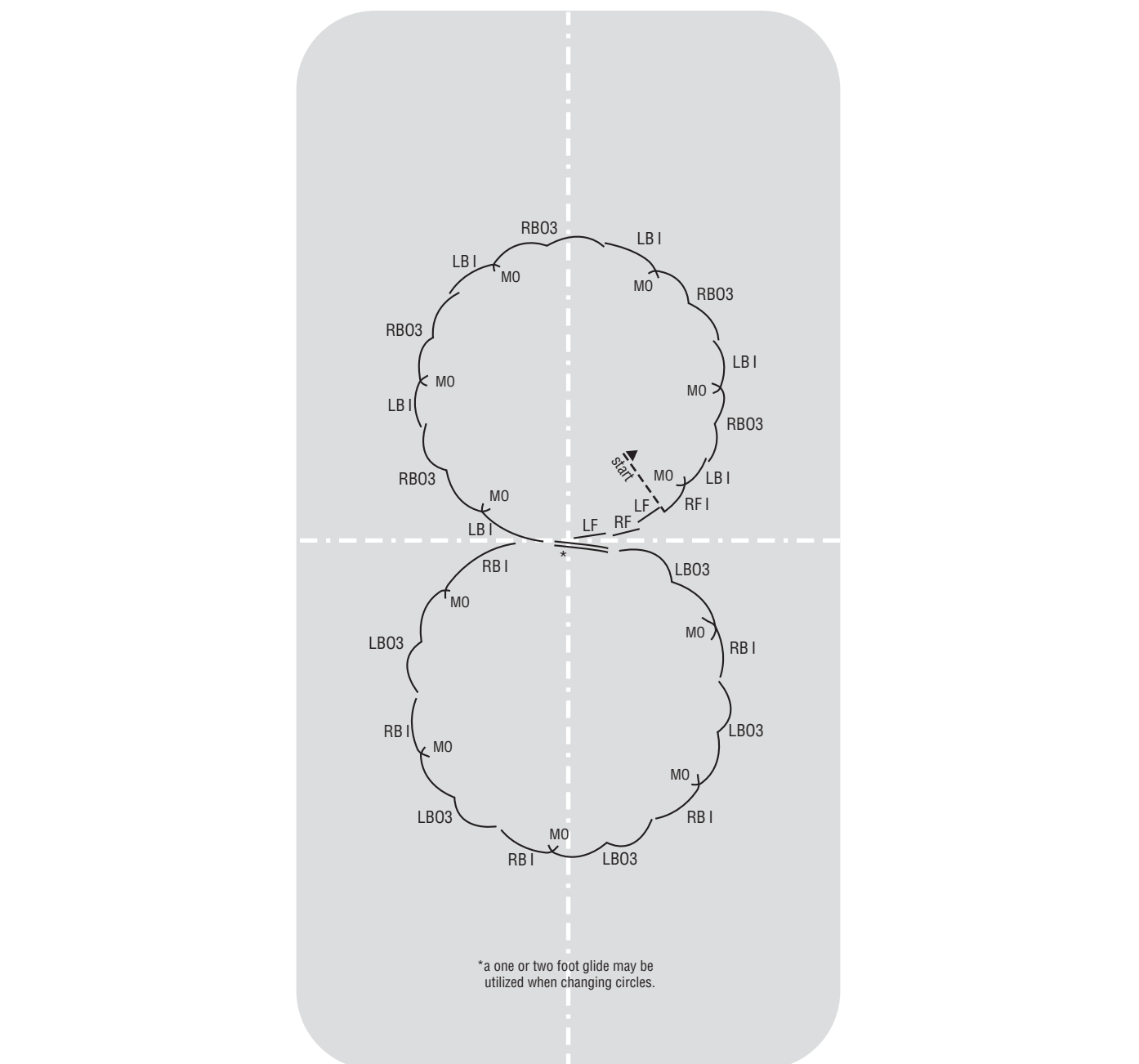


Juvenile 5

Backward Power Three-Turns

The skater will perform three to five backward power three-turns per circle in a figure eight pattern. One complete figure eight is required. A one or two-foot glide may be utilized when changing circles. Introductory steps are optional. This move may start in either direction.

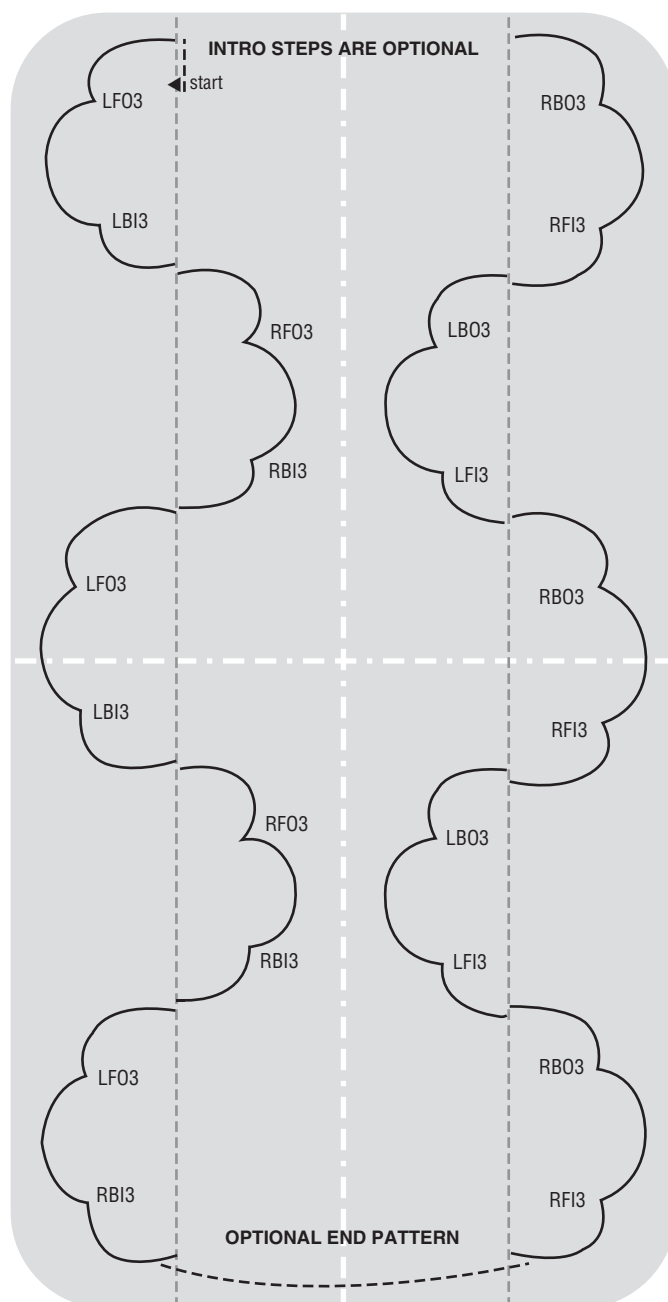
Focus: Power



Juvenile 6

Forward Double Three-Turns

Focus: Edge quality

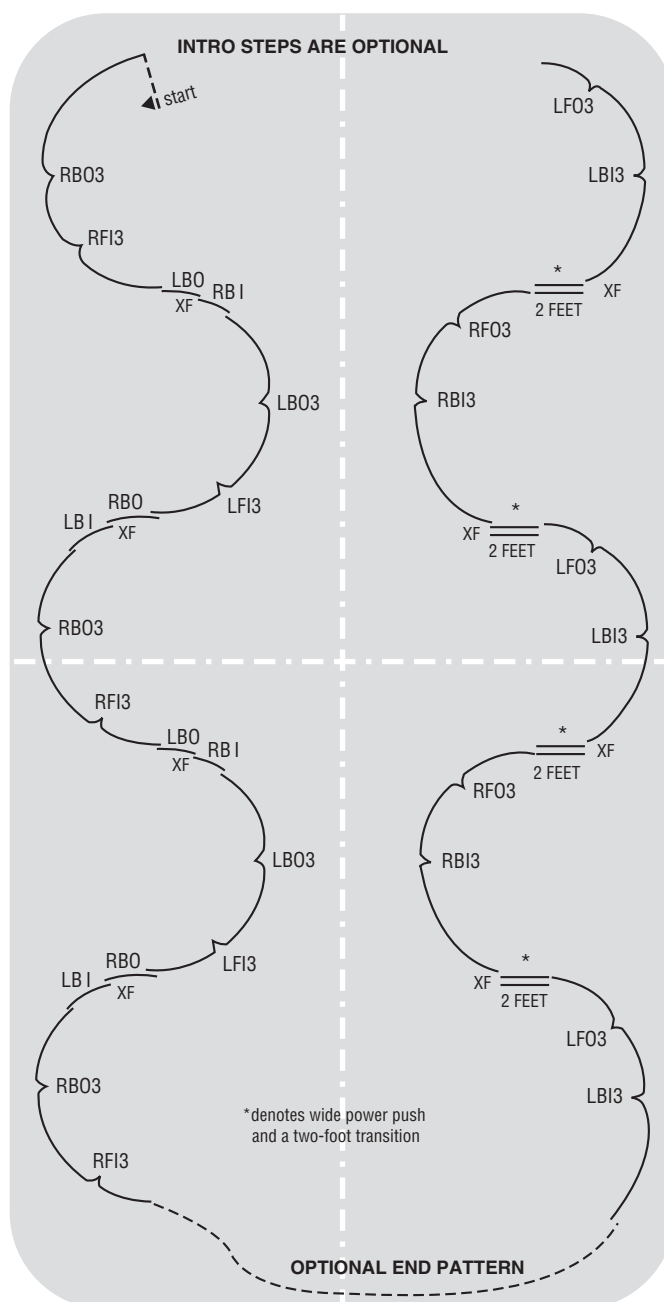


Intermediate 1

Backward Double Three-Turns

The skater will perform consecutive backward double three-turns on half circles with alternating feet. Four to six half circles will be skated depending on the length of the rink and strength of the skater. The sequence begins with backward outside double three-turns covering the first length of the rink. The backward inside double three-turns will cover the second length of the rink. Introductory steps and end patterns are optional.

Focus: Edge quality and extension

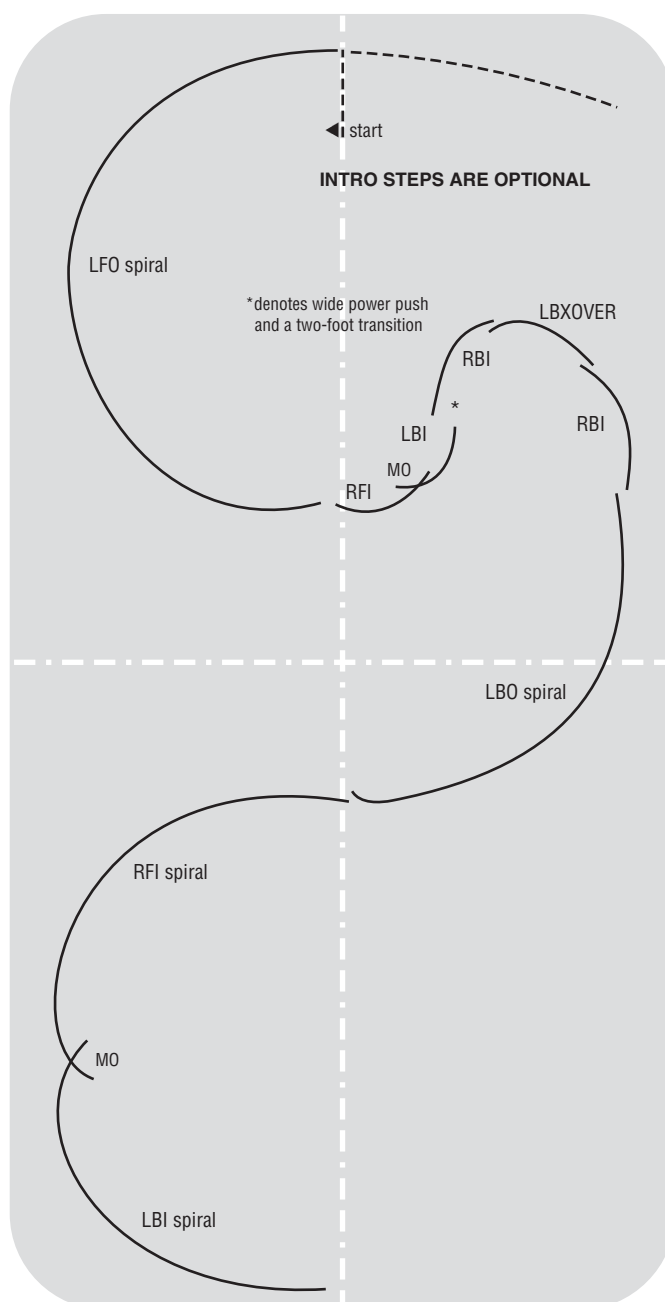


Intermediate 2

Spiral Sequence

The skater will begin with a LFO spiral that should be held until the long axis of the rink. The skater then brings the free leg down into a RFI open mohawk and steps wide with a two-foot power push transition to a backward right over left crossover. The skater will then push into a LBO spiral to be held until the long axis of the rink. Skater must step immediately into a RFI spiral. The free leg will drop into a RFI mohawk and lift again into a LBI spiral, also to be held until the long axis. Optional steps to repeat pattern in opposite direction starting with RFO spiral. Note: All spirals should be sustained with an extended free leg to demonstrate the skater's form and flexibility. Introductory steps are optional. This move may start on either foot.

Focus: Extension and edge quality

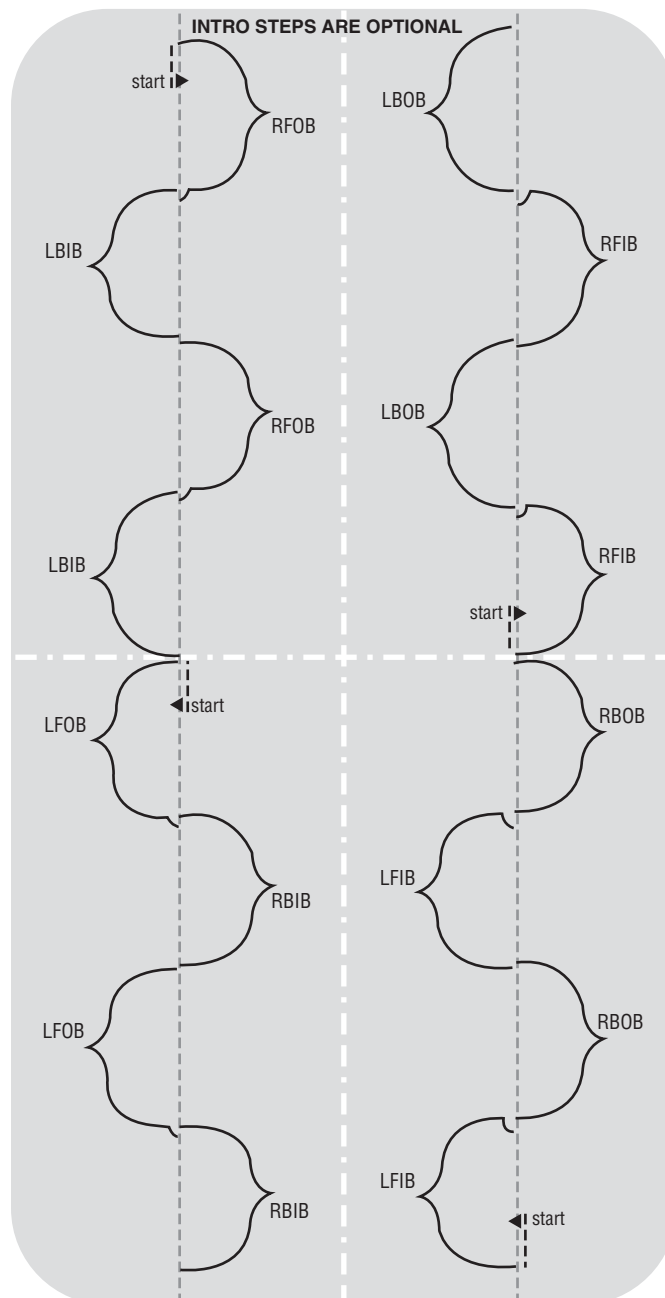


Intermediate 3

Brackets in the Field Sequence

The skater will perform two sets of turns on half circles (RFO-LBI) down approximately half the length of the rink. Continuing down the remaining length of the rink the skater then will perform two sets of turns (LFO-RBI) with an optional step to transition to the LFO edge. Once completed, the entire sequence is repeated, performing two sets of turns (LFI-RBO) down approximately half the length of the rink. The skater then performs two sets of turns (RFI-LBO) down the remaining length of the rink with an optional step to transition to the RFI edge. Introductory steps are optional. This move may start in either foot; the FO/BI brackets will precede the FI/BO brackets.

Focus: Edge quality



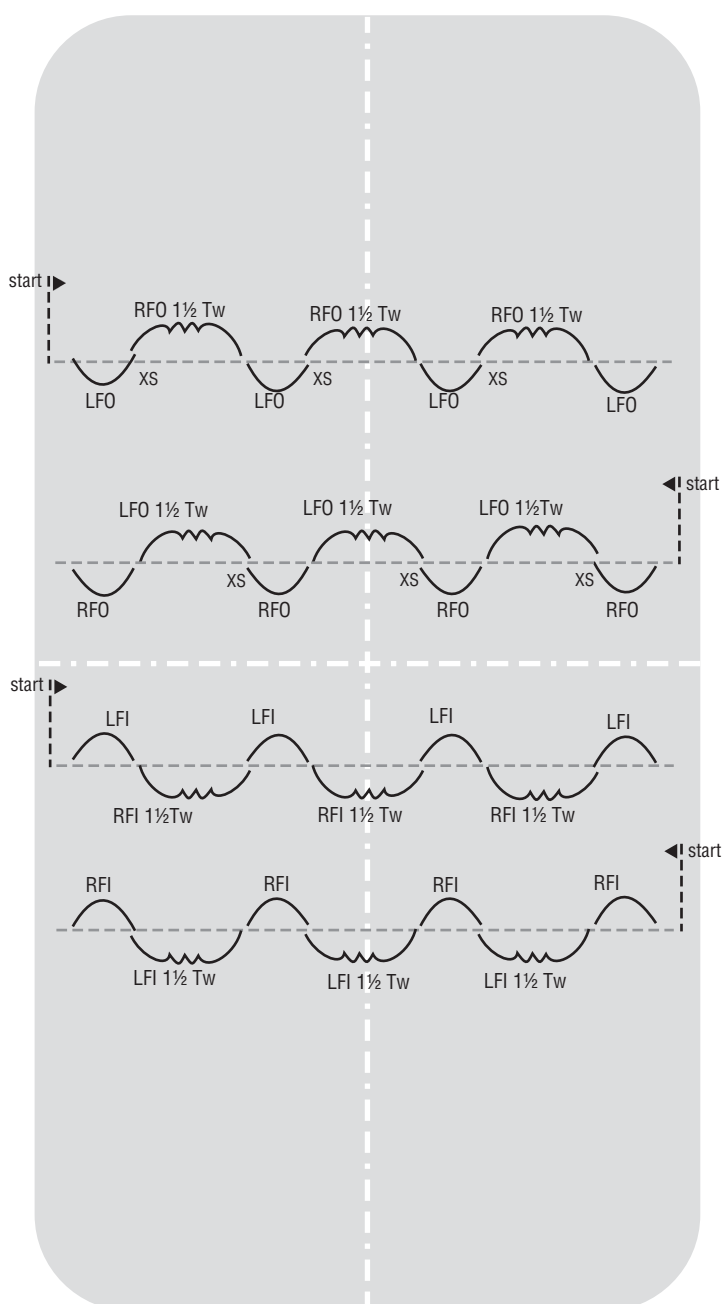
Intermediate 4

Forward Twizzles

Forward outside twizzles: The skater will begin from a standing start with a LFO roll, forward cross stroke to a RFO twizzle which ends on RBI after 1½ revolutions. The skater will then step LFO to complete the set. Three twizzle sets are to be repeated across the width or down the length of the rink, and they should be repeated on the opposite foot in the same manner.

Forward inside twizzles: For the second part of the move, the skater will begin from a standing start with a LFI roll to a RFI twizzle which ends on RBO after 1½ revolutions. The skater will then step LFI to complete the set. Three twizzle sets are to be repeated across the width or down the length of the rink, and they should be repeated on the opposite foot in the same manner. This move may start in either direction.

Focus: Turn execution and continuous flow

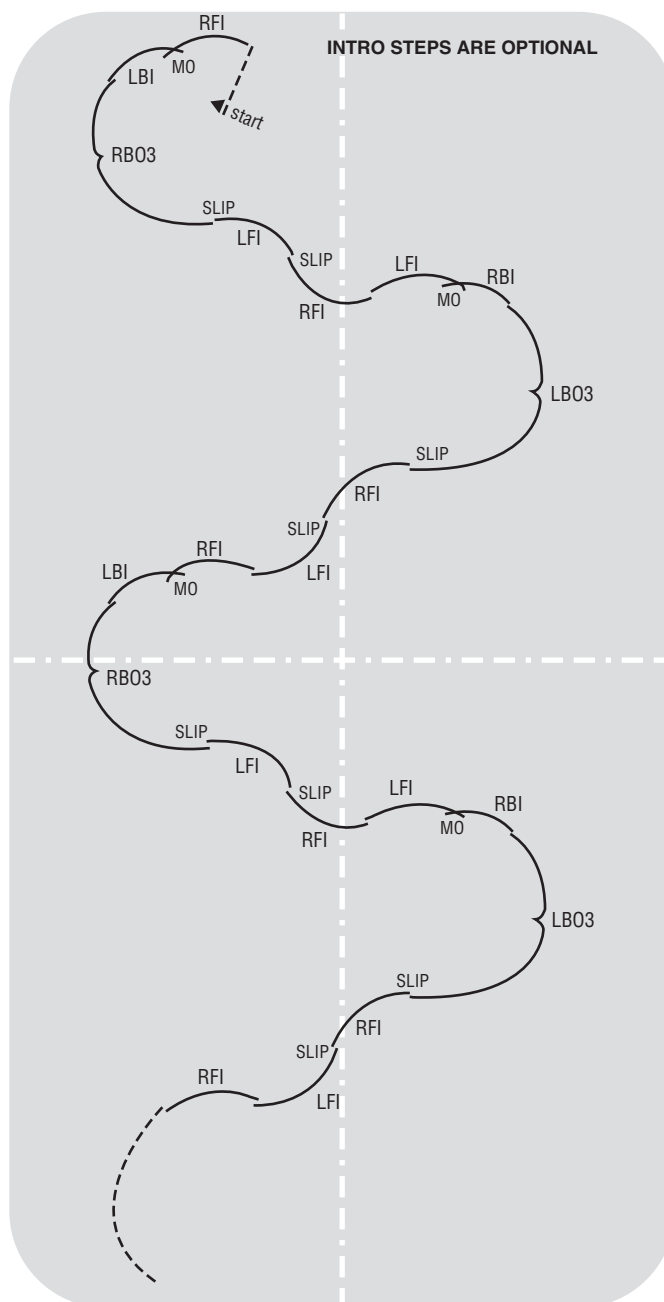


Intermediate 5

Inside Slide Chassé Pattern

The skater will perform four alternating patterns of inside slide chassés preceded by backward power three-turns. The pattern should cover the entire length of the rink. Introductory steps are optional.

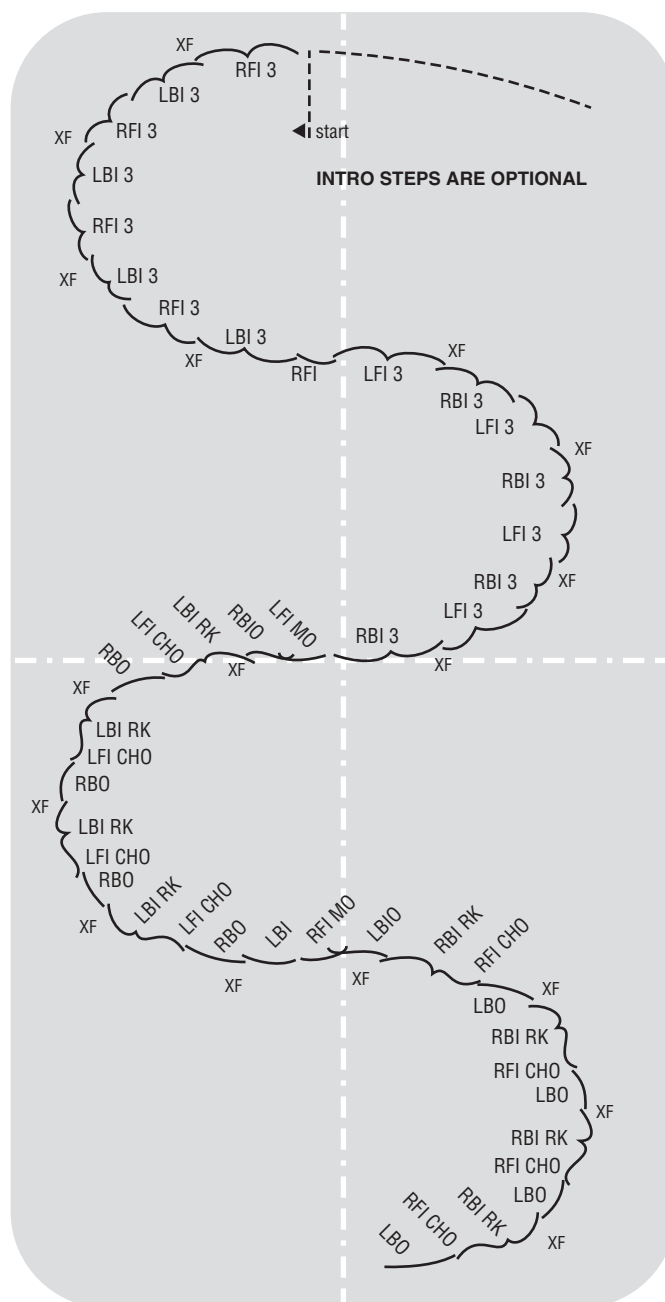
Focus: Edge quality and extension



Novice 1

Inside Three-Turns/Rocker Choctaws

Focus: Power and quickness

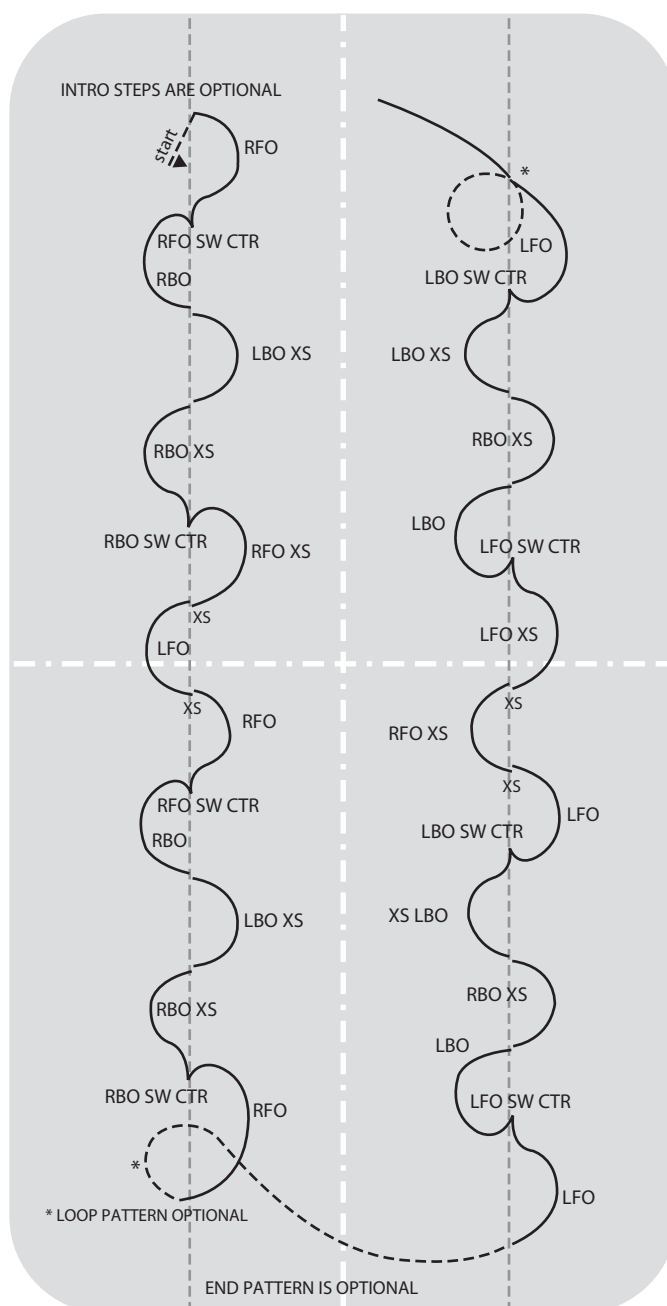


Novice 2

Forward and Backward Outside Counters

The skater will perform forward outside counters followed by two backward free skating cross strokes to a backward outside counter. Each backward counter is then followed by two forward free skating cross strokes to a forward outside counter. The skater has the option of starting the first length with either the right or left forward counter. The second length will be performed with forward and backward outside counters on the opposite foot. The introductory steps and complete loop are optional.

Focus: Edge quality and power

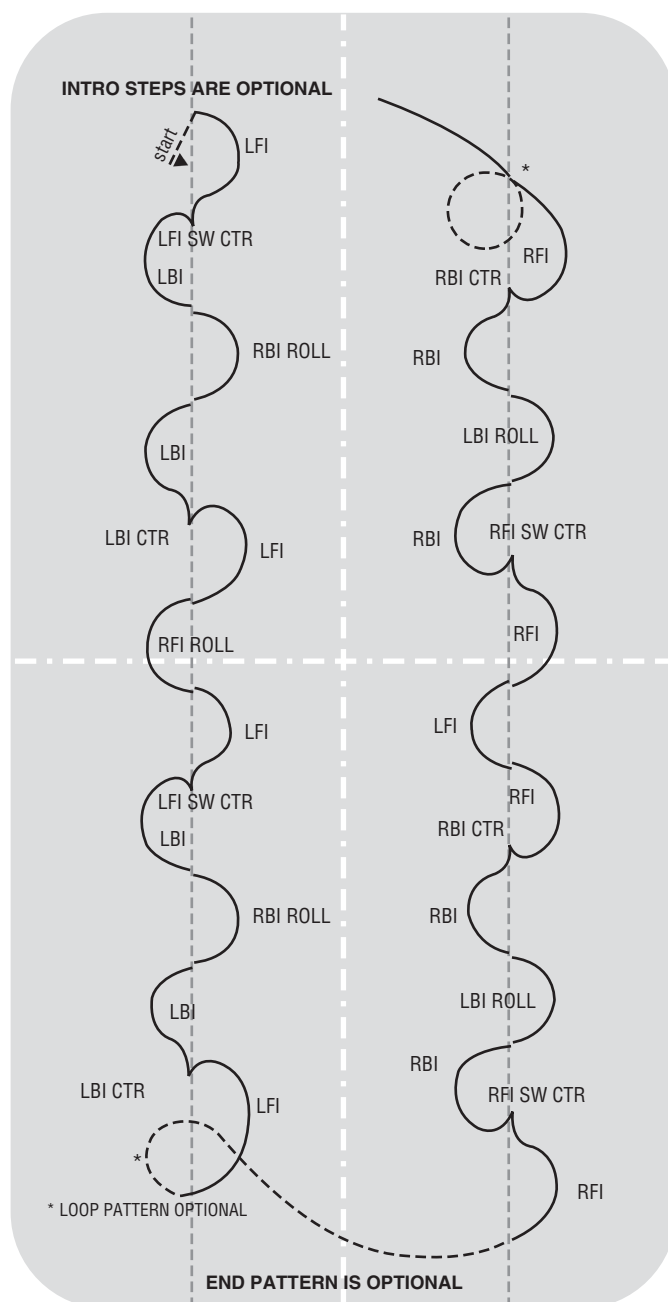


Novice 3

Forward and Backward Inside Counters

The skater will perform forward inside counters followed by two backward inside rolls to a backward inside counter. Each backward inside counter is then followed by two forward inside rolls to a forward inside counter. The skater has the option of starting the first length with either the right or left forward counter. The second length will be performed with forward and backward inside counters on the opposite foot. The introductory steps and the end patterns are optional.

Focus: Edge quality and power

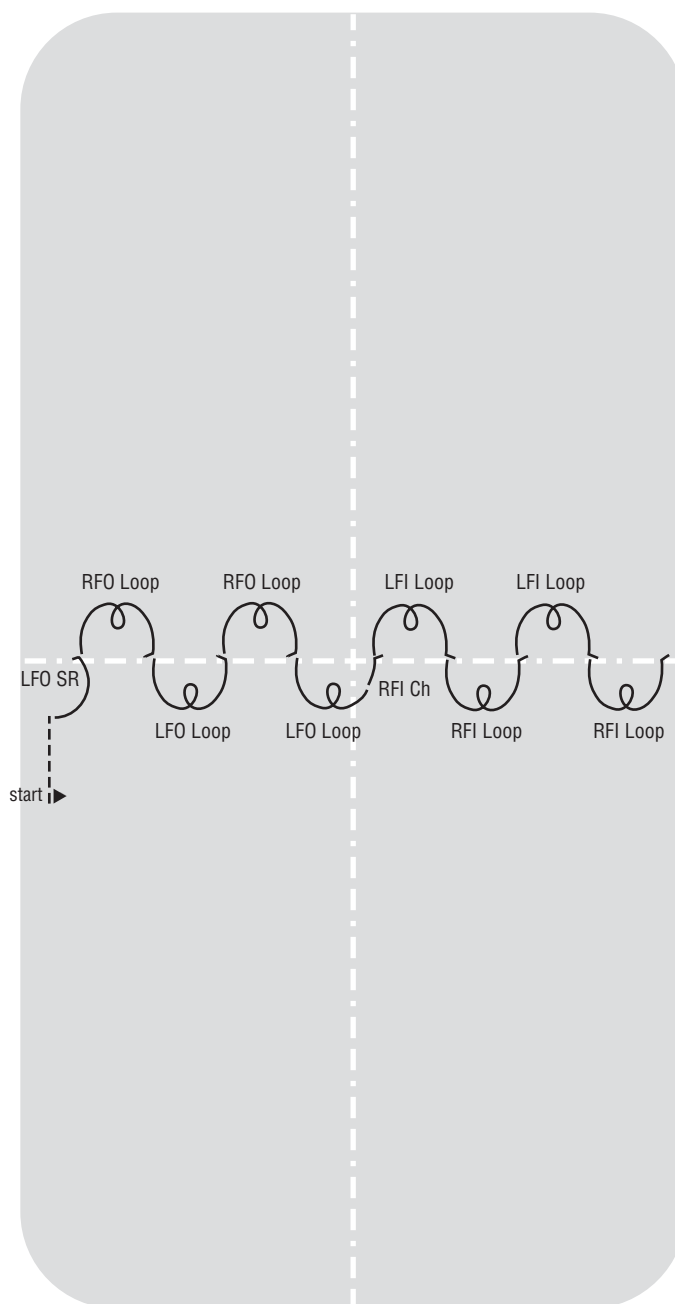


Novice 4

Forward Loops

The move may be skated across the width or down the length of the rink and begins from a standing start. The skater will begin with a LFO swing roll to prepare for the first RFO loop. The skater then pushes into a LFO loop when returning to the axis. This is repeated twice. After the last LFO loop the skater should perform a RFI chassé to prepare for a LFI loop. This loop is followed by a push into a RFI loop. These loops are also repeated twice to complete the move. This move may start on either foot.

Focus: Edge quality and continuous flow

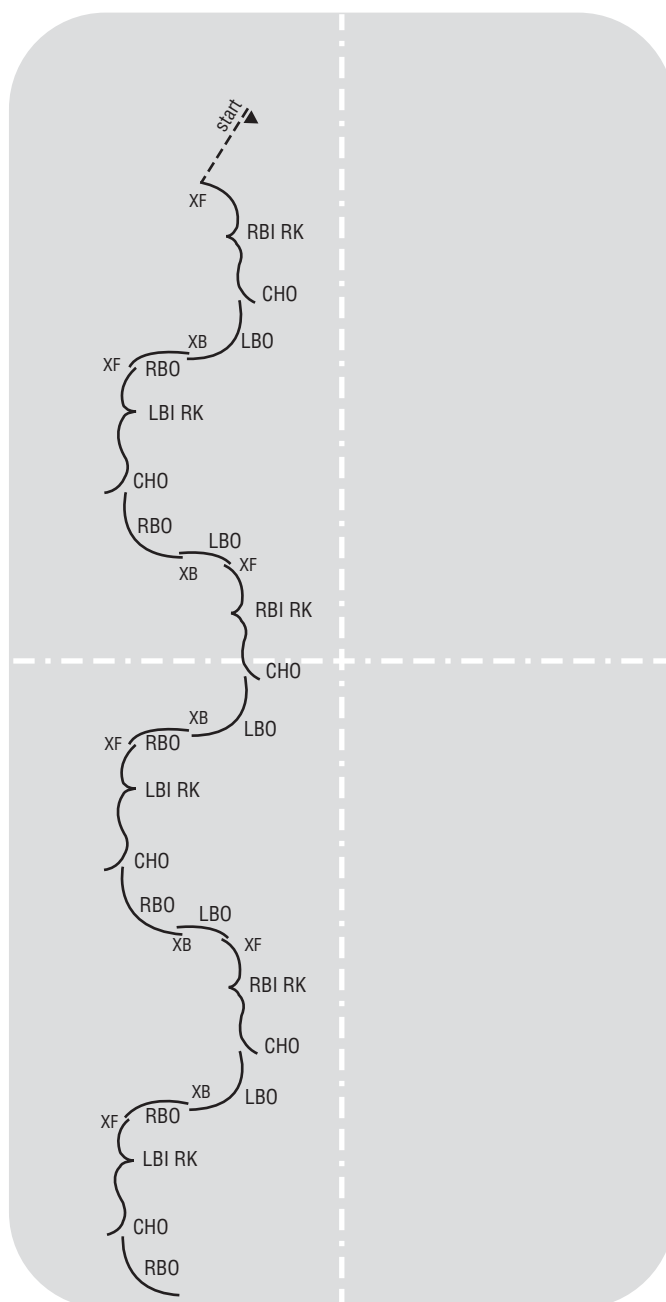


Novice 5

Backward Rocker Choctaw Sequence

The skater will perform a backward inside rocker-choctaw followed by a deep backward outside edge. This sequence is performed in six to eight consecutive half circles on alternating feet. The introductory steps are optional. This move may start on either foot.

Focus: Edge quality, extension and power



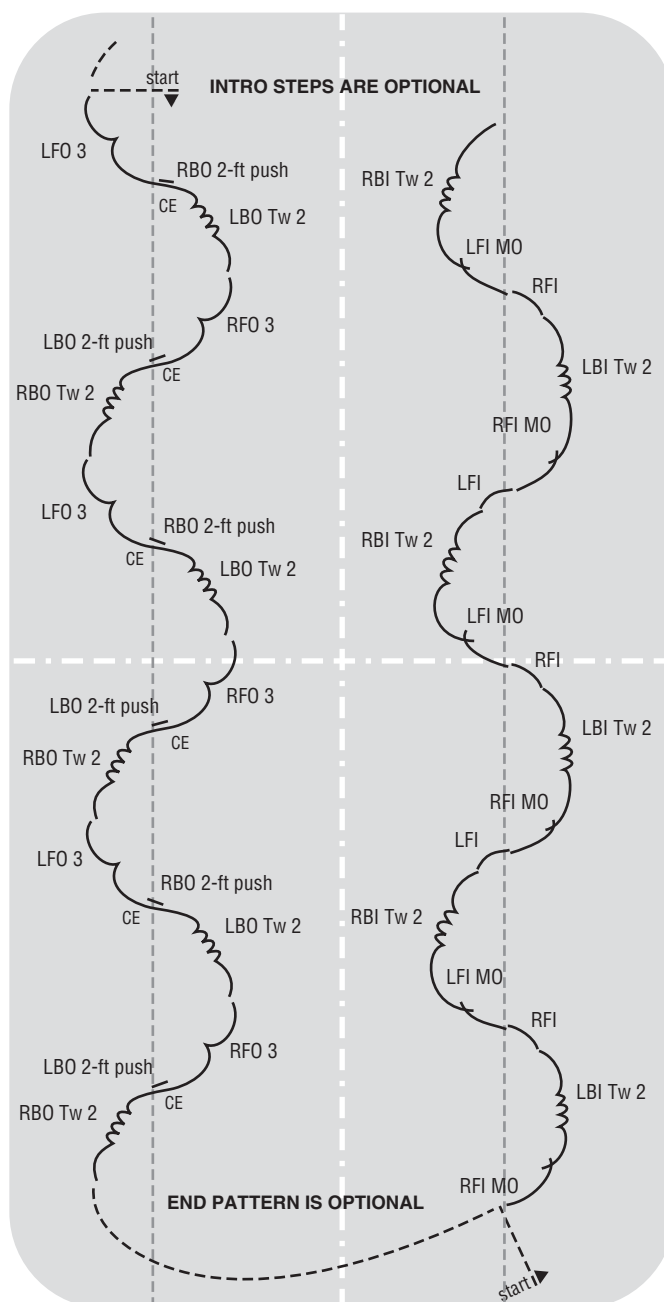
Novice 6

Backward Twizzles

Backward outside twizzles: The skater will begin with a LFO three-turn changing edge into a LBO double twizzle with a two-foot push to assist the twizzle rotation. The skater then steps forward into a RFO three-turn, changing edge into a RBO double twizzle, completing a 'twizzle set'. Each 'twizzle set' is performed three times down the length of the rink.

Backward inside twizzles: The second part of the move begins with a RFI mohawk whose exit edge is the entry for a LBI double twizzle. The skater then steps on a RFI edge into a LFI mohawk whose exit edge is the entry for a RBI double twizzle, completing a 'twizzle set'. Each set is performed three times down the length of the rink. This move may start in either direction. Introductory steps and end pattern are optional.

Focus: Turn execution and continuous flow

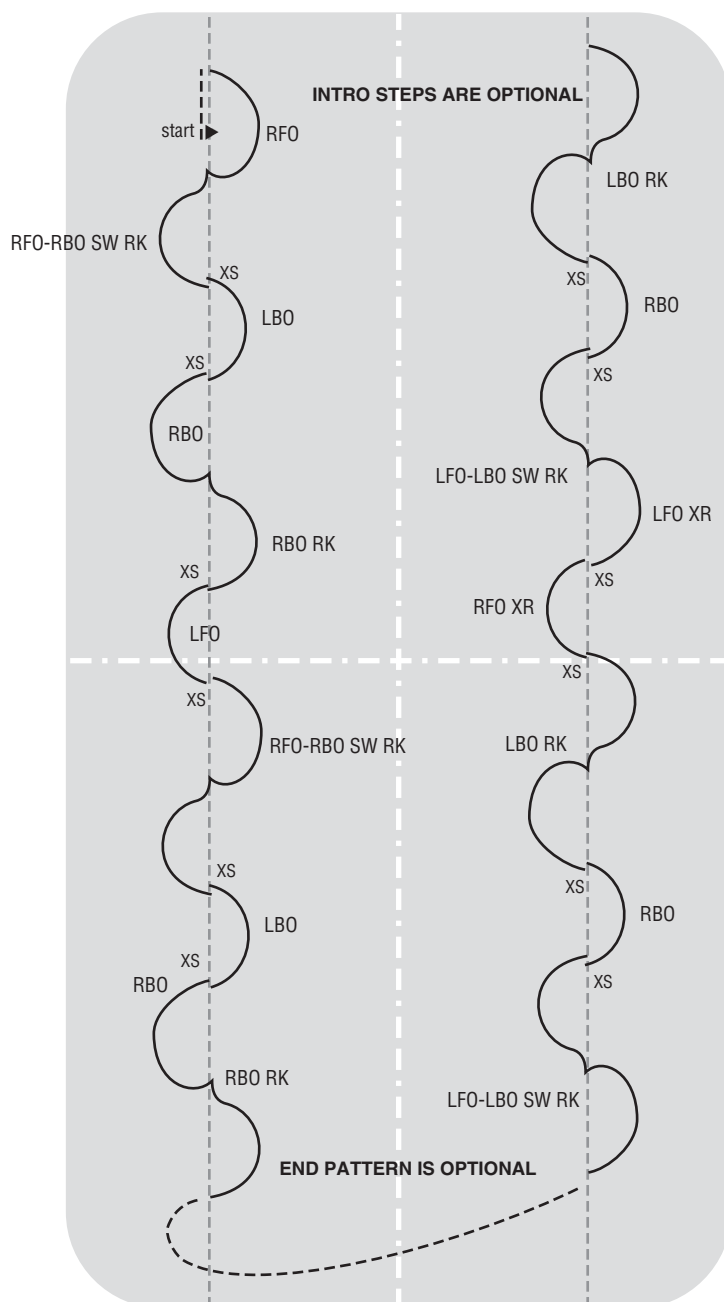


Junior 1

Forward and Backward Outside Rockers

The skater will perform forward outside rockers followed by two backward cross strokes to a backward outside rocker. This backward outside rocker is followed by two forward outside cross strokes to a forward outside rocker. The skater has the option of starting the first length with either the right or left forward rockers. The second length will be performed with the FO BO rockers on the opposite foot. There should be two forward and two backward rockers. Note: This move may start in either direction. The introductory steps and end sequence of steps are optional.

Focus: Edge quality and power

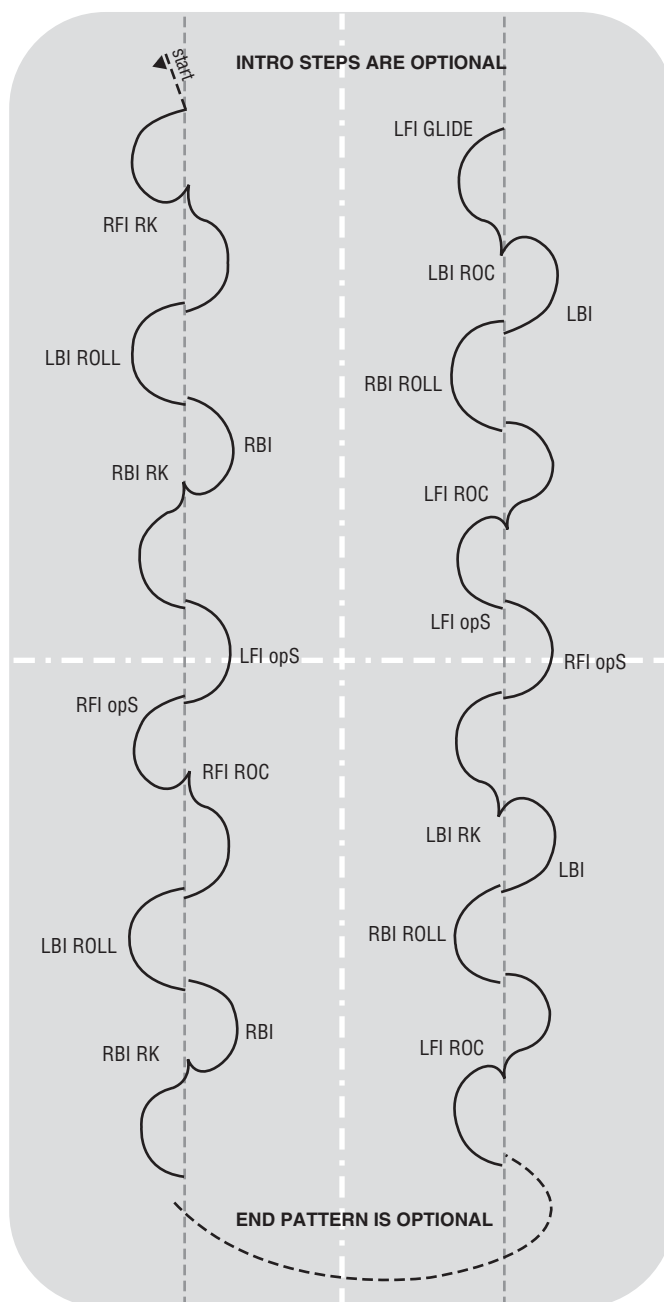


Junior 2

Forward and Backward Inside Rockers

The skater will perform forward inside rockers followed by backward inside rolls to a backward inside rocker. This backward inside rocker is followed by forward inside rolls to a forward inside rocker for the length of the rink. The skater has the option of starting the first length with either the right or left forward rockers. The second length will be performed with the forward and backward inside rockers on the opposite foot. There should be two forward and two backward rockers. The introductory steps and end sequence of steps are optional.

Focus: Edge quality and power

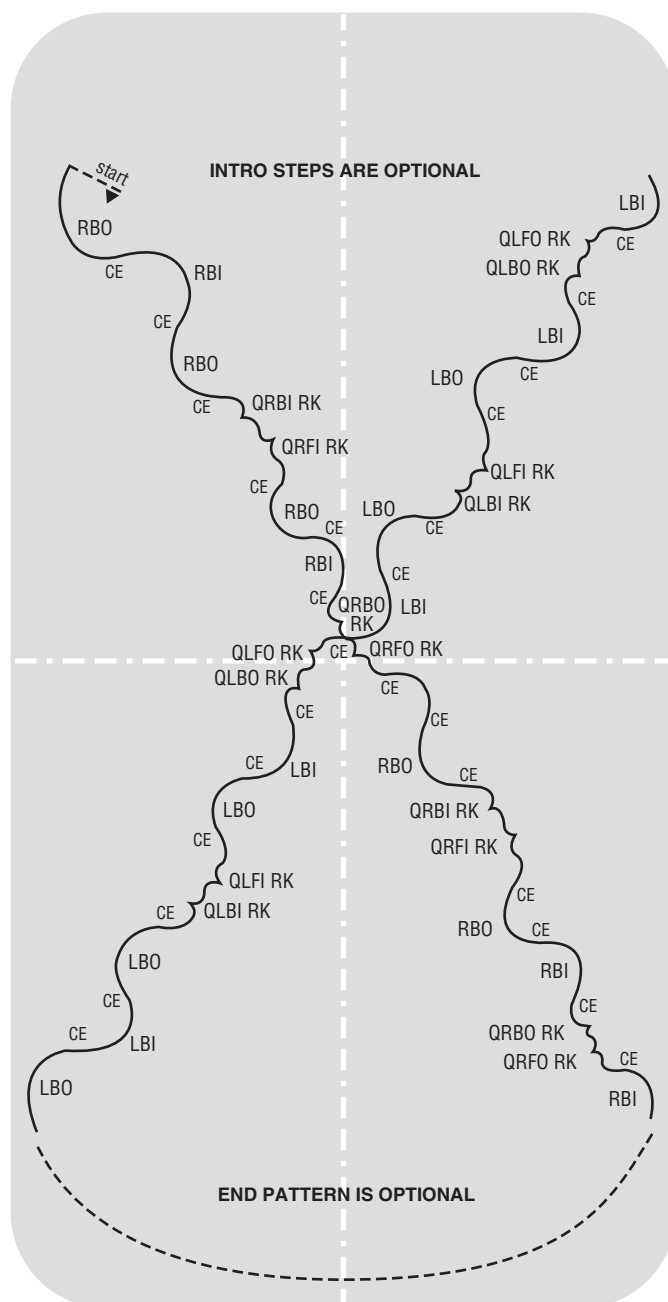


Junior 3

Power Pulls

The skater will perform a sequence of three power pulls followed by two quick twisting rockers. This sequence is then repeated consecutively down the entire diagonal of the rink. It is then performed on the opposite diagonal of the rink on the other foot. There should be a total of three to four sequences per foot. The introductory and end steps are optional. This move may start on either foot.

Focus: Power and quickness

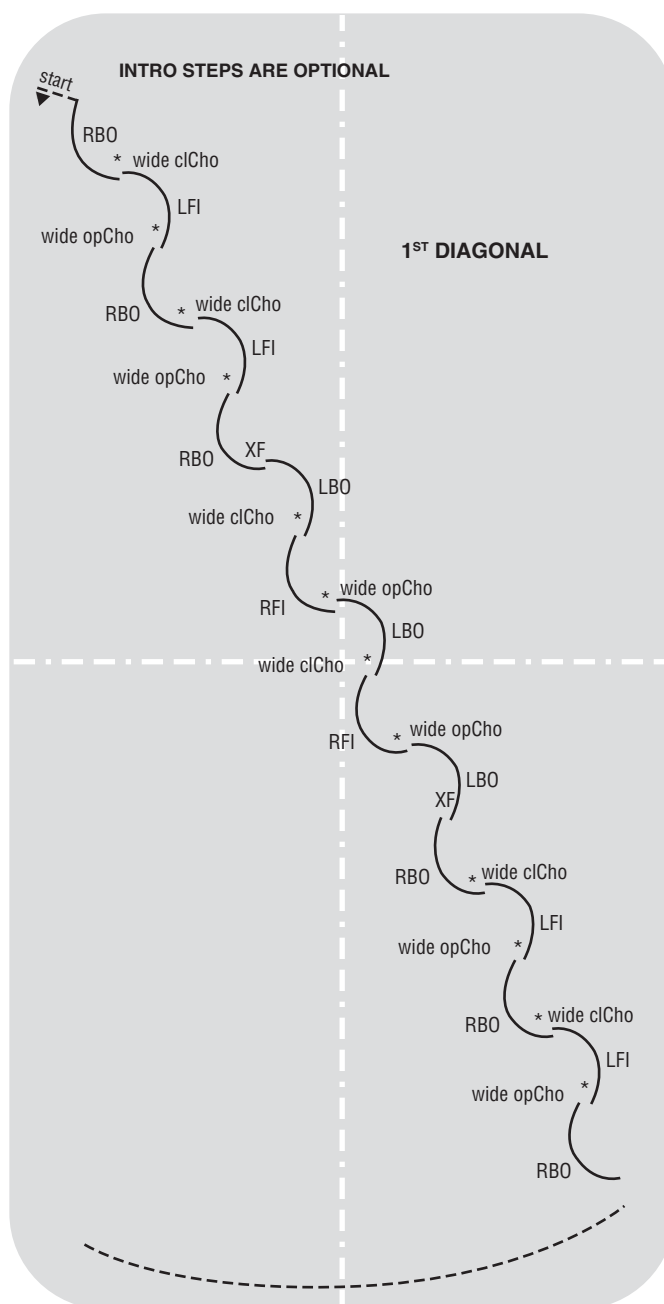


Junior 4

Choctaw Sequence

The skater will perform a choctaw sequence that covers the entire diagonal length of the rink and which is then repeated on the second diagonal. This sequence is performed with two consecutive choctaws that are then performed in the opposite direction. Introductory steps are optional. This move may start in either direction.

Focus: Edge quality and power



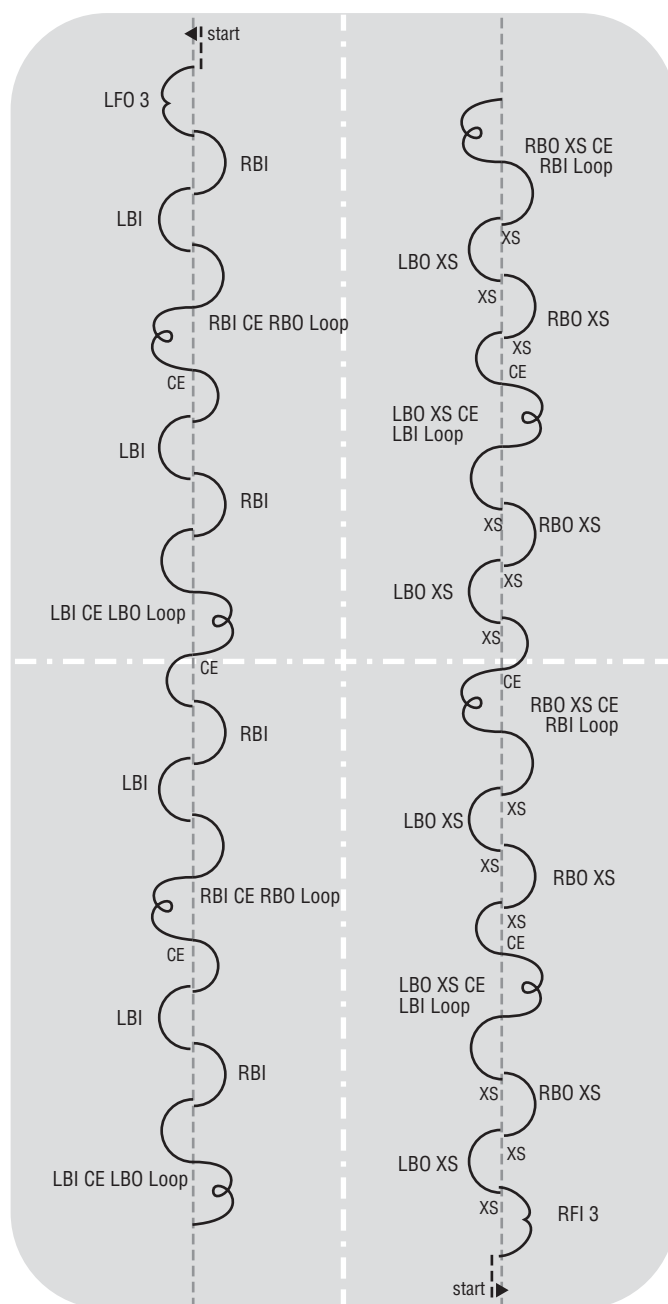
Junior 5

Backward Loop Pattern

Backward outside loops: The skater begins from a standing start with a LFO3 into three backward inside rolls. The last backward inside roll is followed by a RBIO change of edge into a RBO loop. The skater then performs a change of edge to push LBI into three more backward inside rolls followed by a LBIO change of edge into a LBO loop. This sequence should be repeated twice down the length of the rink.

Backward inside loops: For this side of the move the skater begins from a standing start with a RFI3 into three backward outside cross strokes. The third cross stroke is immediately connected to a LBOI change of edge into a LBI loop. The skater then performs a change of edge to push into three more backward outside cross strokes, beginning with RBO. The third cross stroke is immediately connected to a RBOI change of edge into a RBI loop. This sequence should be repeated twice down the length of the arena. This move may start in either direction

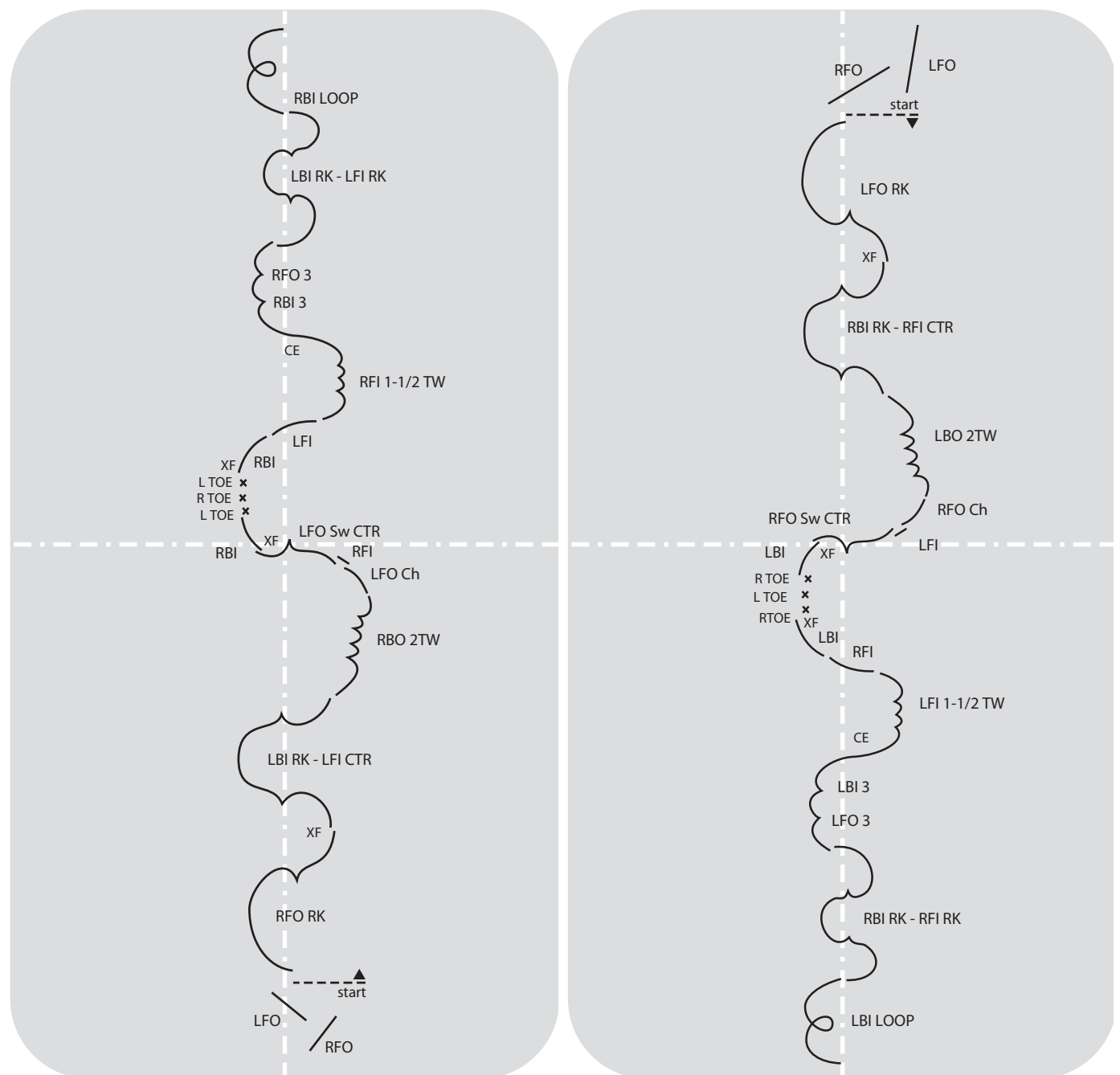
Focus: Edge quality and continuous flow



Junior 6

Straight Line Step Sequence

Focus: Edge quality and continuous flow

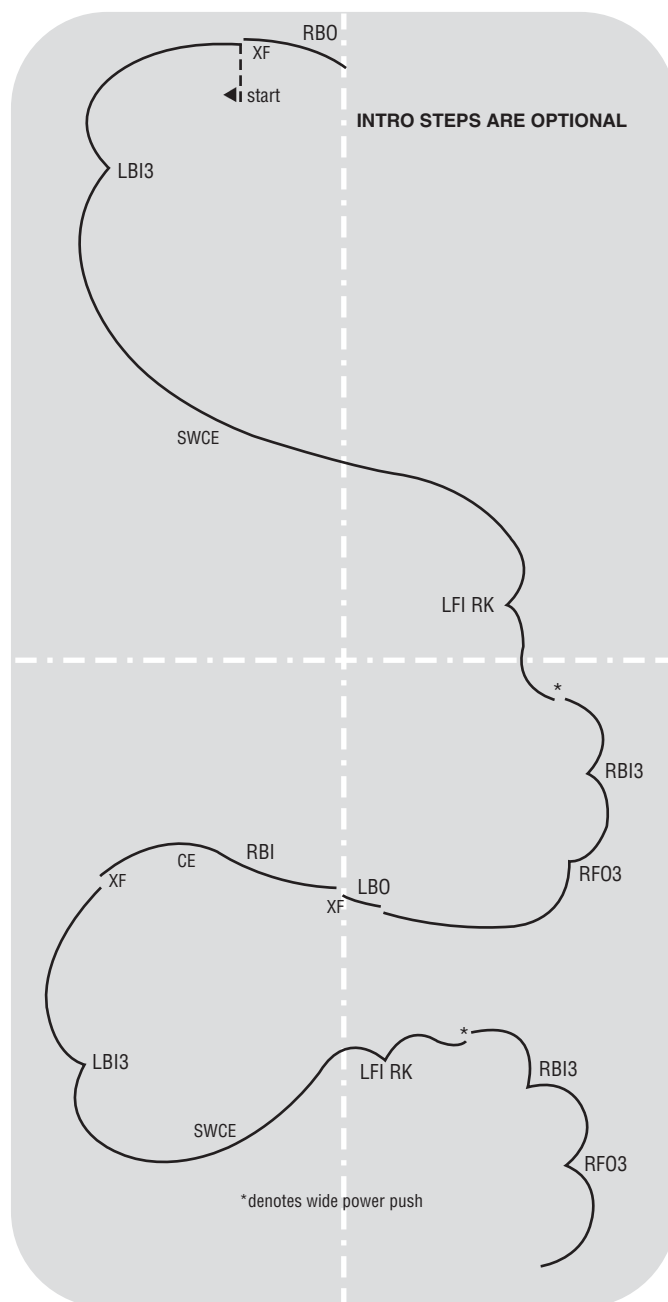


Senior 1

Sustained Edge Step

The skater will powerfully perform a backward inside three-turn to a sustained swing change of edge followed by a forward inside rocker, stepping to a backward inside double three-turn. Backward crossover steps follow this sequence. This pattern is then repeated to cover the entire surface of the rink. The skater will then repeat this step in the opposite direction. Introductory steps are optional. This move may start in either direction.

Focus: Edge quality and power

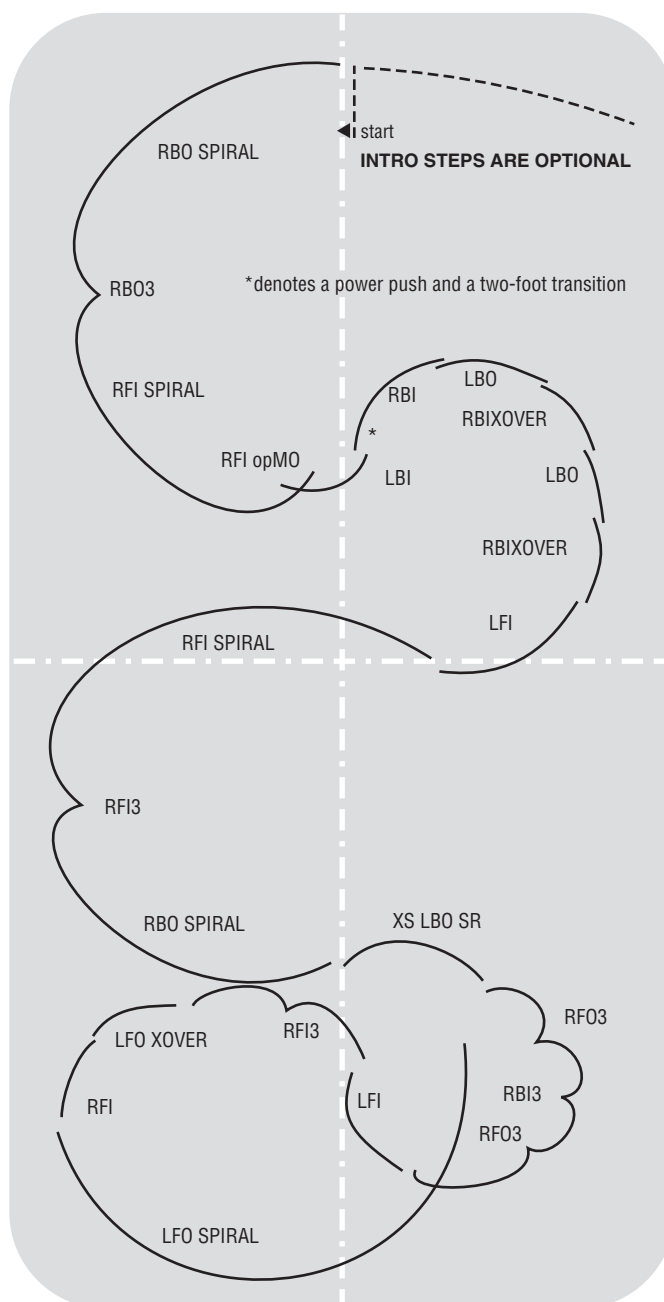


Senior 2

Spiral Sequence

The skater begins with a series of spirals, transitioning from a RBO spiral to a RFI spiral through the use of a RBO3 that is parallel to the long barrier of the rink. The free leg is then lowered into a RFI open mohawk and steps wide with a two-foot power push transition into two backward right over left crossovers. The skater steps onto a LFI and then immediately onto a RFI-RBO spiral sequence, again transitioning between spirals with a RFI3. The skater then does a cross stroke behind LBO swing roll followed by a RFO triple three-turn. Then step LFI into a RFI3, followed by a step forward into a LFO crossover and finally a LFO spiral. The pattern is repeated in the opposite direction, and transition steps are optional. (**Note:** All spirals should be sustained with an extended free leg to demonstrate the skater's form and flexibility). This move may start in either direction. Introductory steps are optional.

Focus: Extension and edge quality

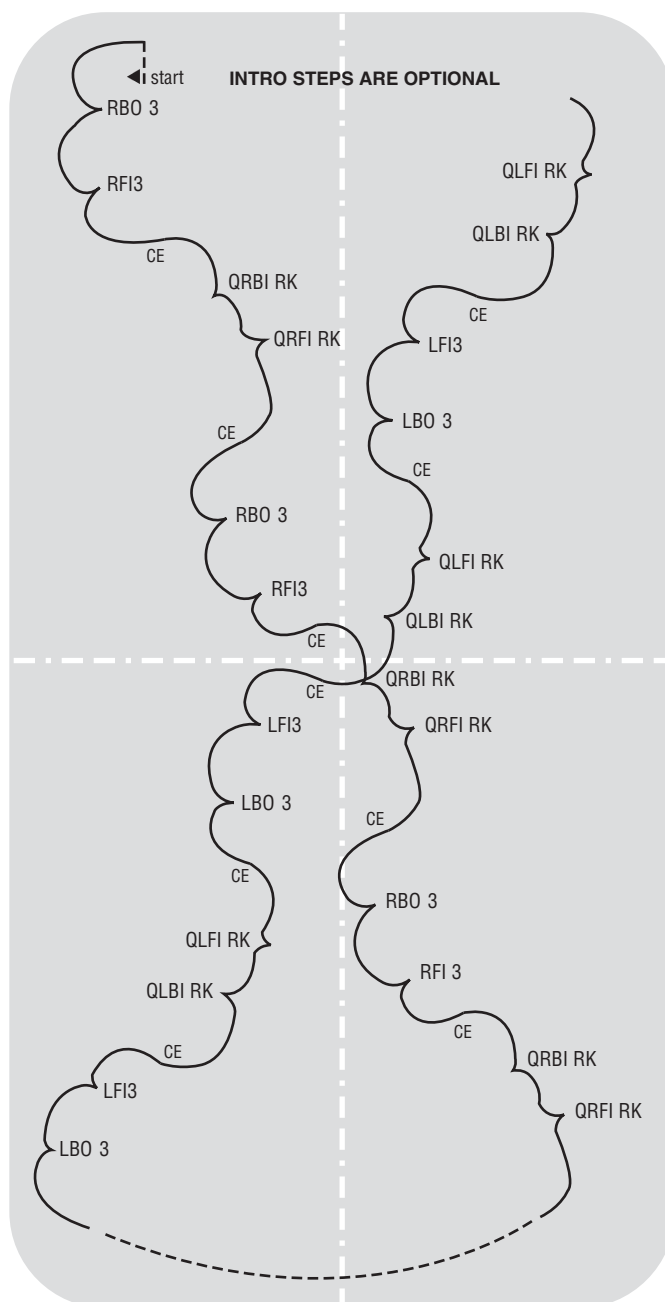


Senior 3

BO Power Double Three-Turns to Power Double Inside Rockers

The skater will perform backward outside power double three-turns, then complete a power pull to backward inside double rockers. These rockers are immediately followed by another power pull. This sequence is repeated consecutively down the entire diagonal of the rink. The skater will then perform the same step using the opposite foot down the opposite diagonal of the rink. Introductory steps are optional. This move may start on either foot.

Focus: Power and quickness

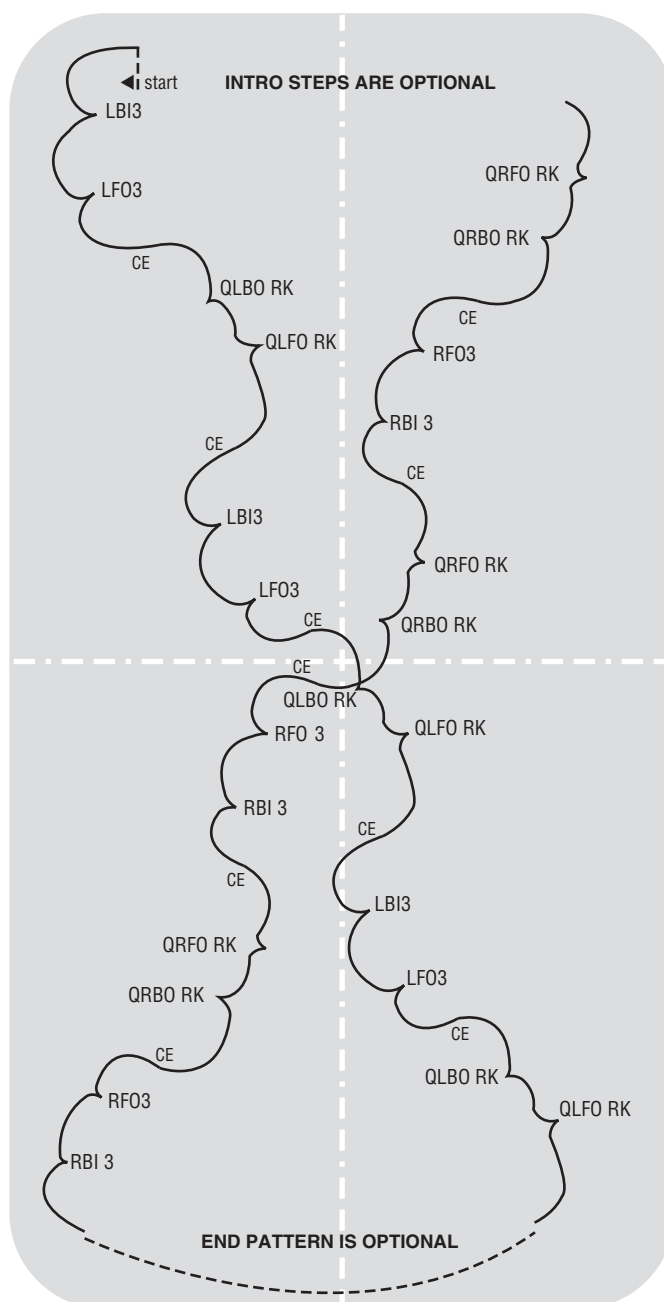


Senior 4

BI Power Double Three-Turns to Power Double Outside Rockers

The skater will perform backward inside power double three-turns, then complete a power pull to backward outside double rockers. These rockers are immediately followed by another power pull and the sequence is then repeated consecutively down the entire diagonal of the rink. The skater will then perform the same step using the opposite foot down the opposite diagonal of the rink. Introductory steps are optional. This move may start on either foot.

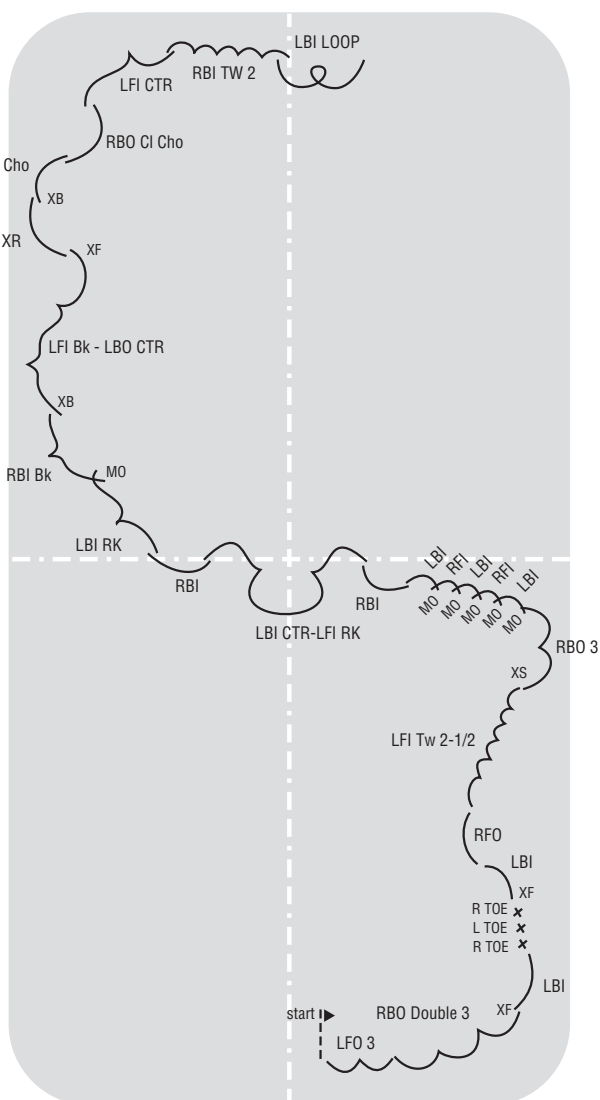
Focus: Power and quickness



Senior 5

Serpentine Step Sequence

Focus: Edge quality and continuous flow

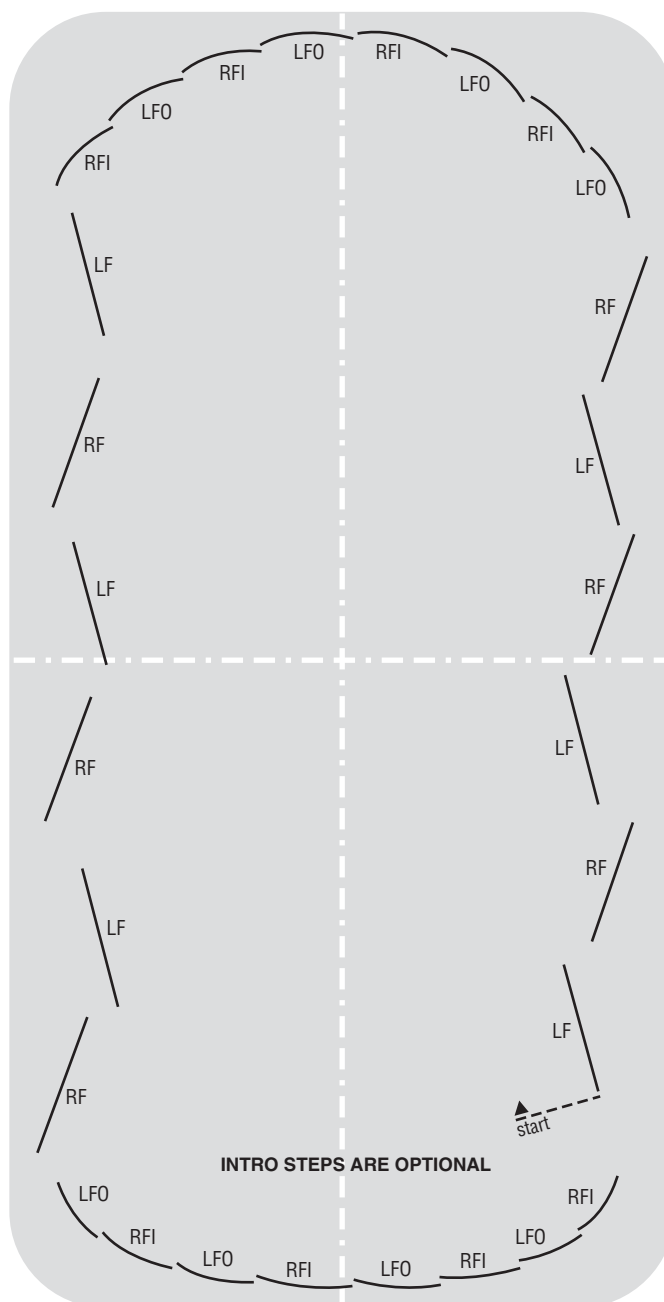


Adult Pre-Bronze 1

Forward Perimeter Stroking

The skater will perform four to eight straight strokes depending on the length of the ice and the strength of the skater, with crossovers around the ends, using the full ice surface and for one full lap of the rink (in both directions). Introductory steps are optional.

Focus: Continuous flow, strength and extension



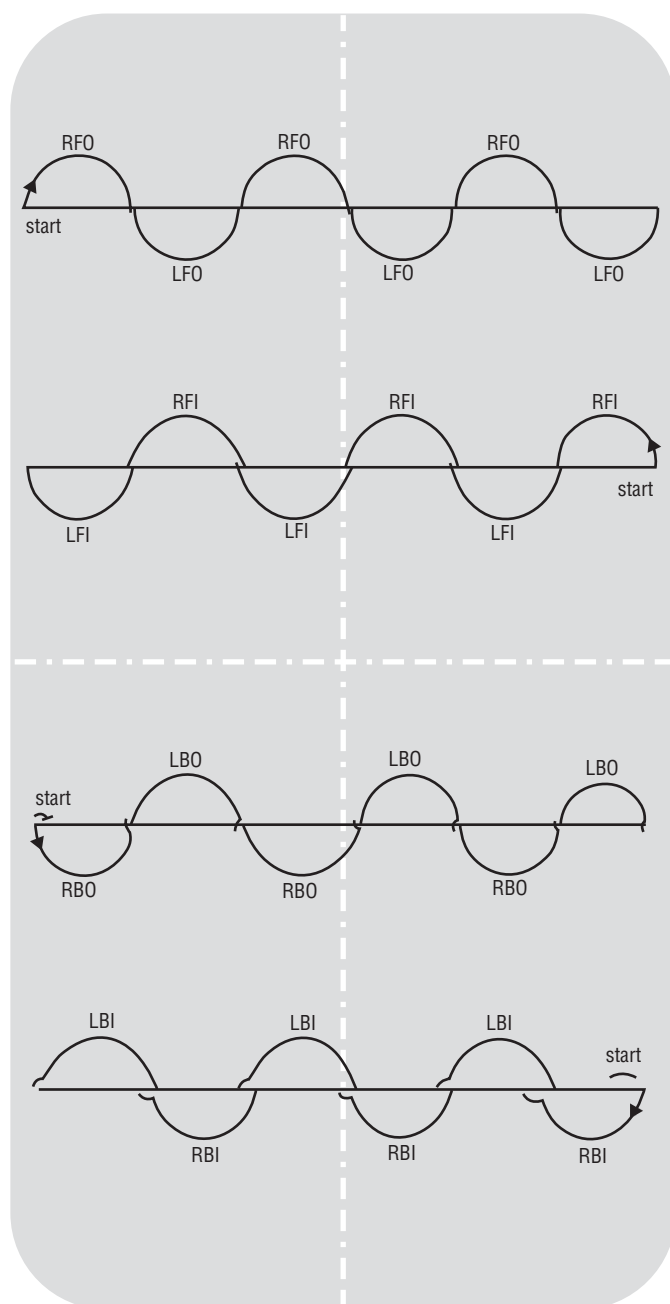
Adult Pre-Bronze 2

Basic Consecutive Edges

- Forward outside edges
- Forward inside edges
- Backward outside edges
- Backward inside edges

Starting from a standing position, the skater will perform four to six half circles, alternating feet, using an axis line such as a hockey line. The skater may start each set on either foot, but they must be skated in the order listed.

Focus: Edge quality



Adult Pre-Bronze 3

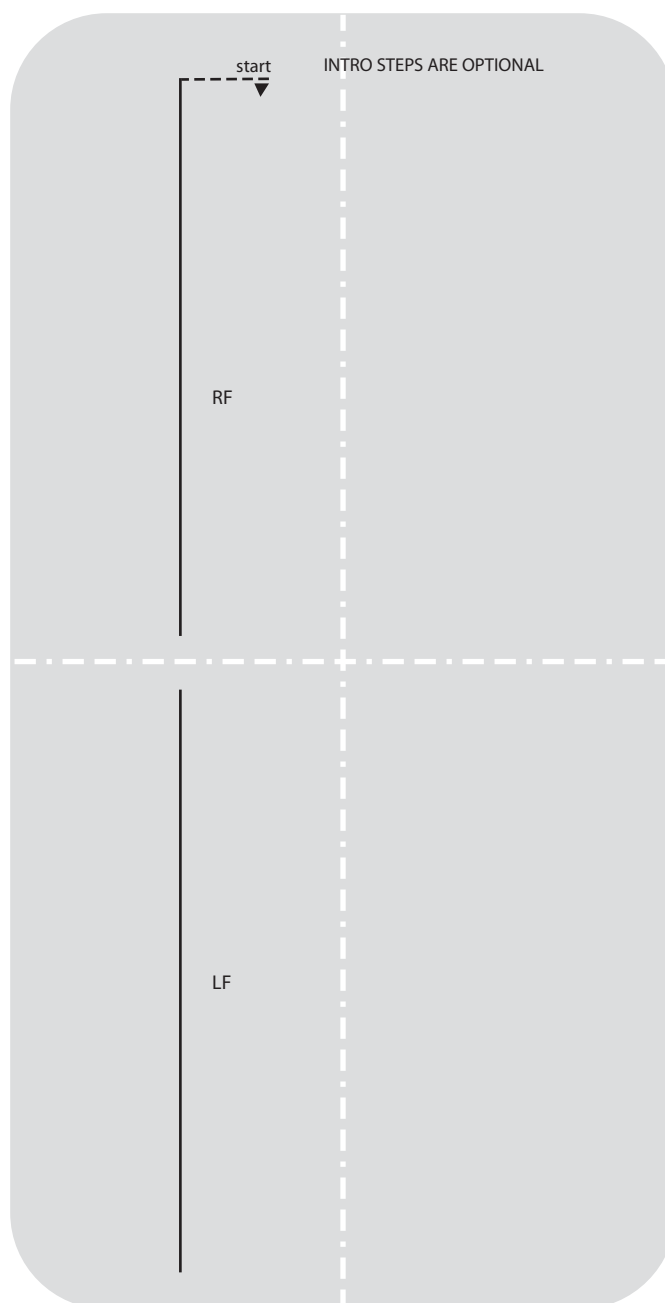
Forward Right and Left Foot Spirals

The skater will perform right foot and left foot spirals down the length of the rink maintaining a spiral position on each foot for approximately four seconds with extended leg held at the hip level or higher. The skater may be on flats and may start on either foot. Introductory steps are optional.

Focus: Extension

ADULT PRE-BRONZE 5

FORWARD RIGHT AND LEFT FOOT SPIRALS

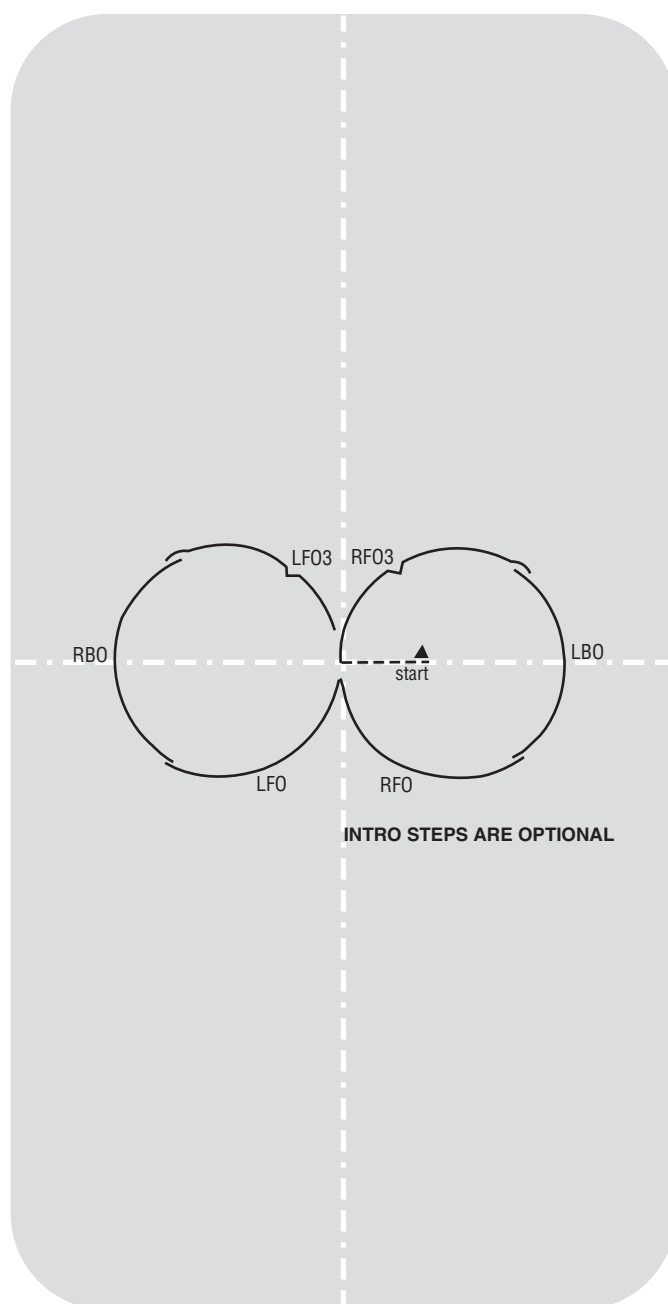


Adult Pre-Bronze 4

Waltz Eight

The skater will perform the waltz eight, using large circumference circles, completing two patterns on each foot, and performed with control. This move may start on either foot. Introductory steps are optional or may begin from a standing start. The skater may mark the center.

Focus: Edge quality

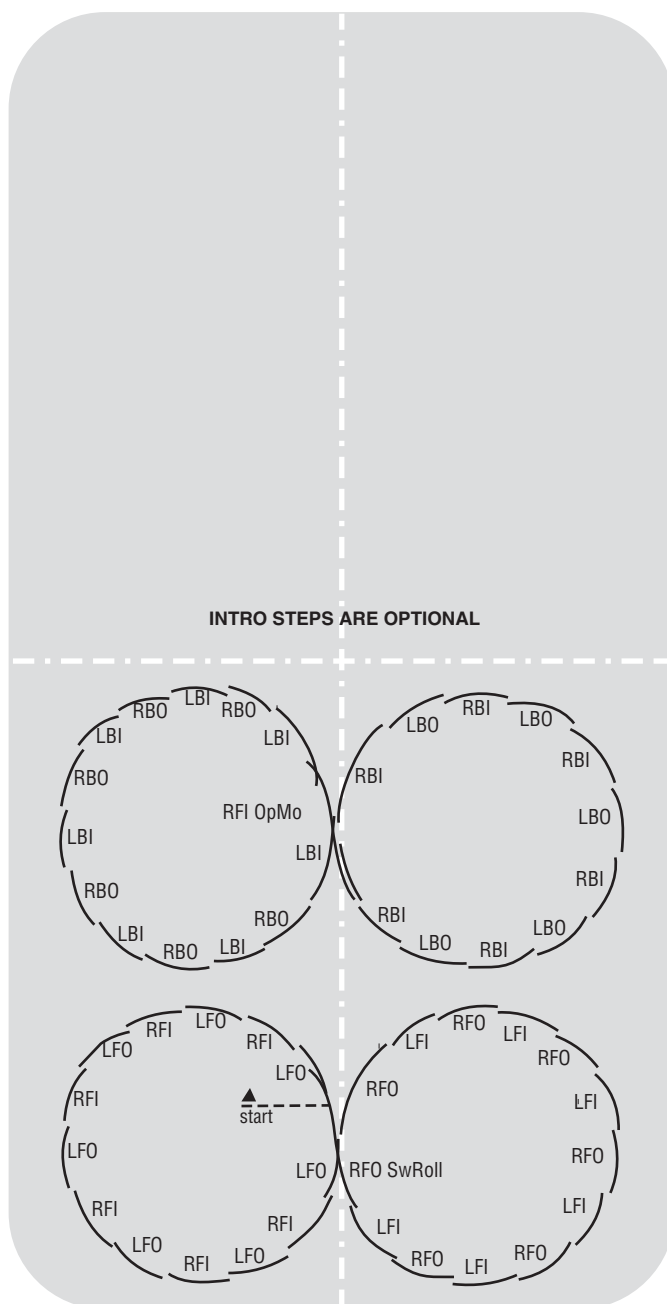


Adult Pre-Bronze 5

Forward and Backward Crossovers

The skater will perform forward crossovers in a figure eight pattern. It is expected that the skater will perform the transition between circles on one foot. Four to six crossovers per circle are recommended. Upon completing the forward figure eight, the skater will perform a swing roll and change of edge to an open mohawk in order to turn around and continue the figure eight pattern with four to six backward crossovers per circle. This move may start in either direction. Introductory steps are optional.

Focus: Continuous flow and strength

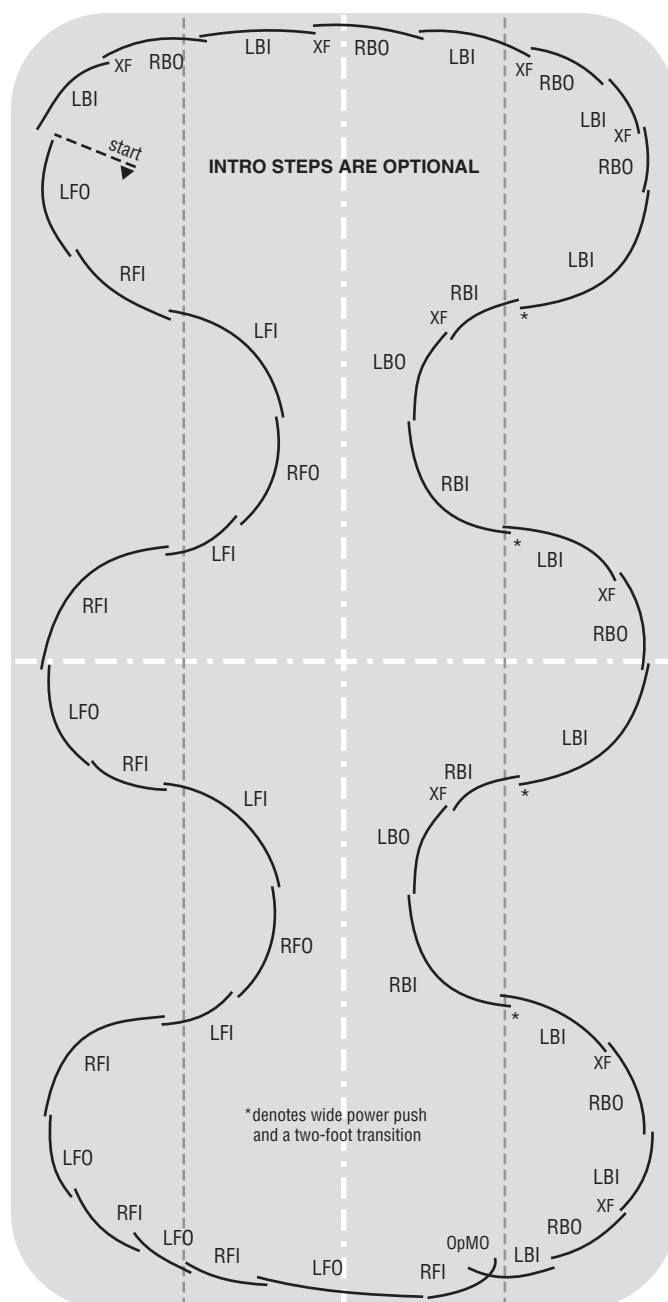


<p>Adult Bronze 1</p>

Forward and Backward Perimeter Power Stroking

The skater will perform four alternating forward crossovers separated by strong forward inside edge transitions. The end pattern consists of two forward crossovers followed by a LFO open stroke; then a RFI open mohawk followed by one or two backward crossovers. All end pattern steps should be performed with an even cadence except the LFO open stroke, which should be held for two counts. The second side of the pattern resumes with four backward crossovers separated by two-foot transitions, also known as a power push. Skaters should take care to perform the transitions on two solid inside edges. The second end pattern consists of three to five backward crossovers. Introductory steps are optional.

Focus: Continuous flow and strength

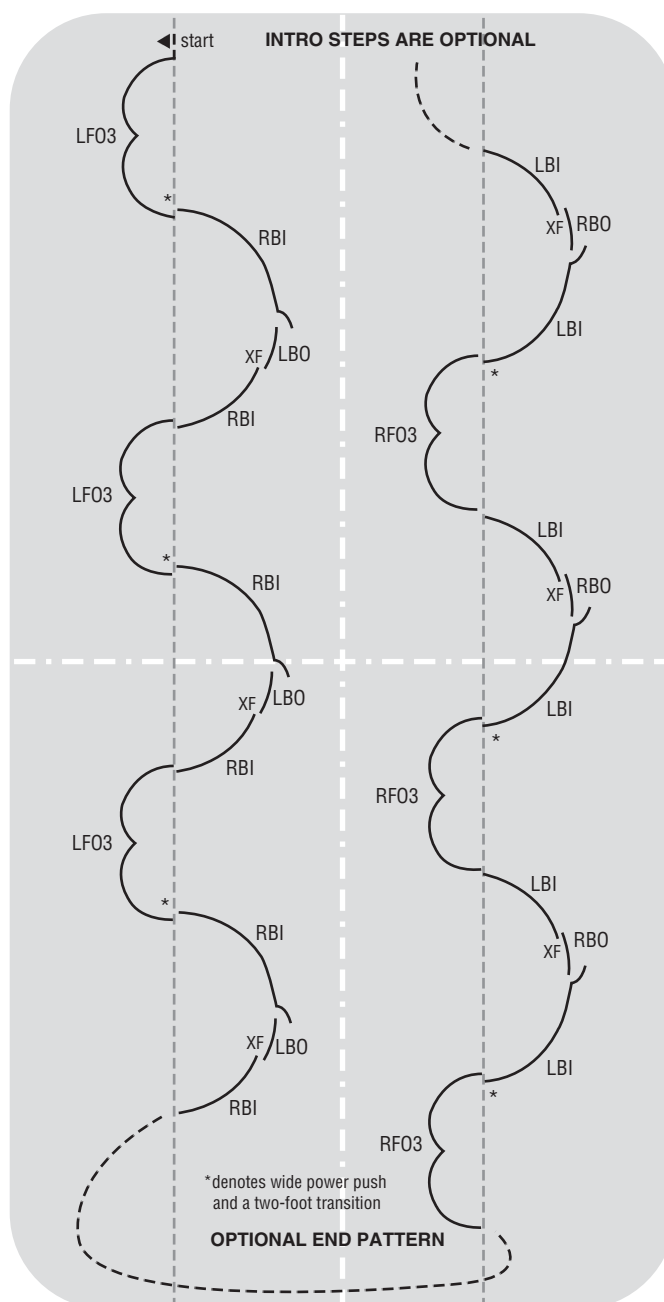


Adult Bronze 2

Forward Power Three-Turns

The skater will perform forward outside three-turns to a balance position followed by a backward crossover. Three to six sets of three-turns will be skated depending on the length of the ice surface. Skaters may begin this move with either right or left foot three-turns. On the second length of the rink, the three-turns will be skated on the opposite foot. Introductory steps and backward crossovers around the end of the rink are optional.

Focus: Continuous flow and strength

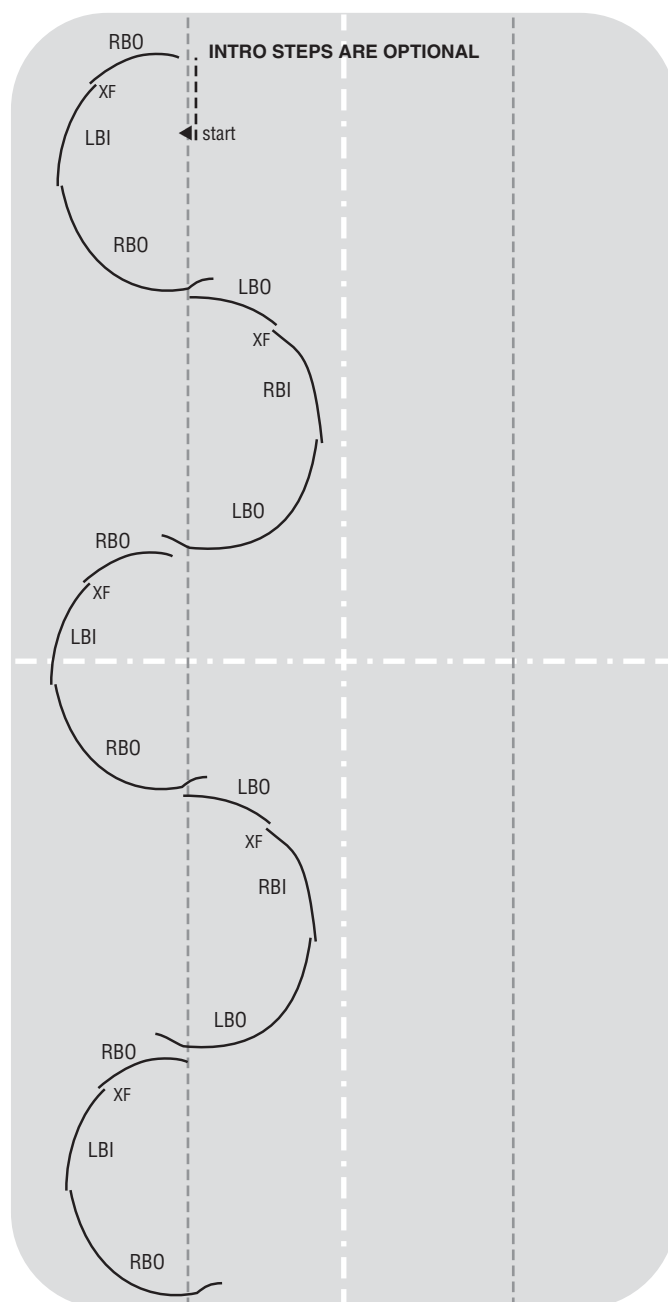


Adult Bronze 3

Alternating Backward Crossovers to Backward Outside Edges

The skater will perform alternating backward crossovers to backward outside edges in consecutive half circles for one length of the rink. Four or five lobes should be skated. Introductory steps are optional.

Focus: Continuous flow and strength

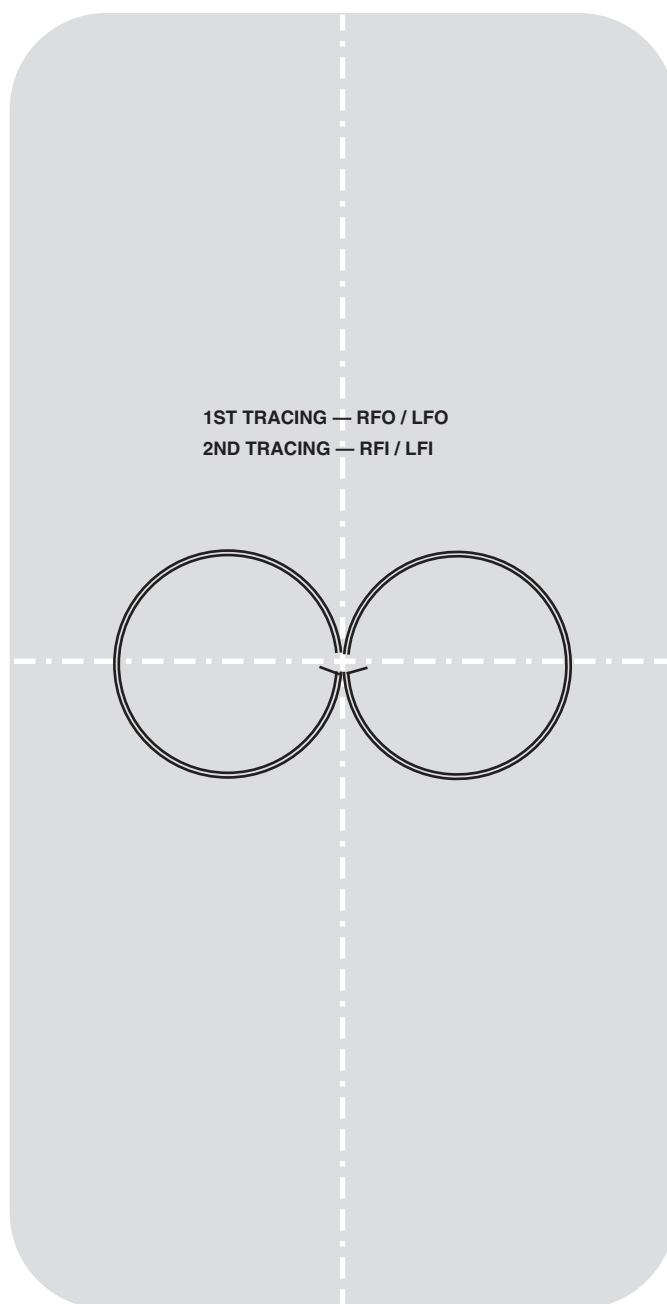


Adult Bronze 4

Forward Circle Eight

The skater will push from a standing start onto a forward outside edge and complete one forward outside figure eight. Upon returning to center at the completion of the second circle, the skater will perform a forward inside figure eight by pushing onto a forward inside edge, thereby repeating the previously skated circle. The circles should be equal in size with each circle approximately three times the skater's height. The skater may mark the center. This move may start on either foot.

Focus: Edge quality and continuous flow

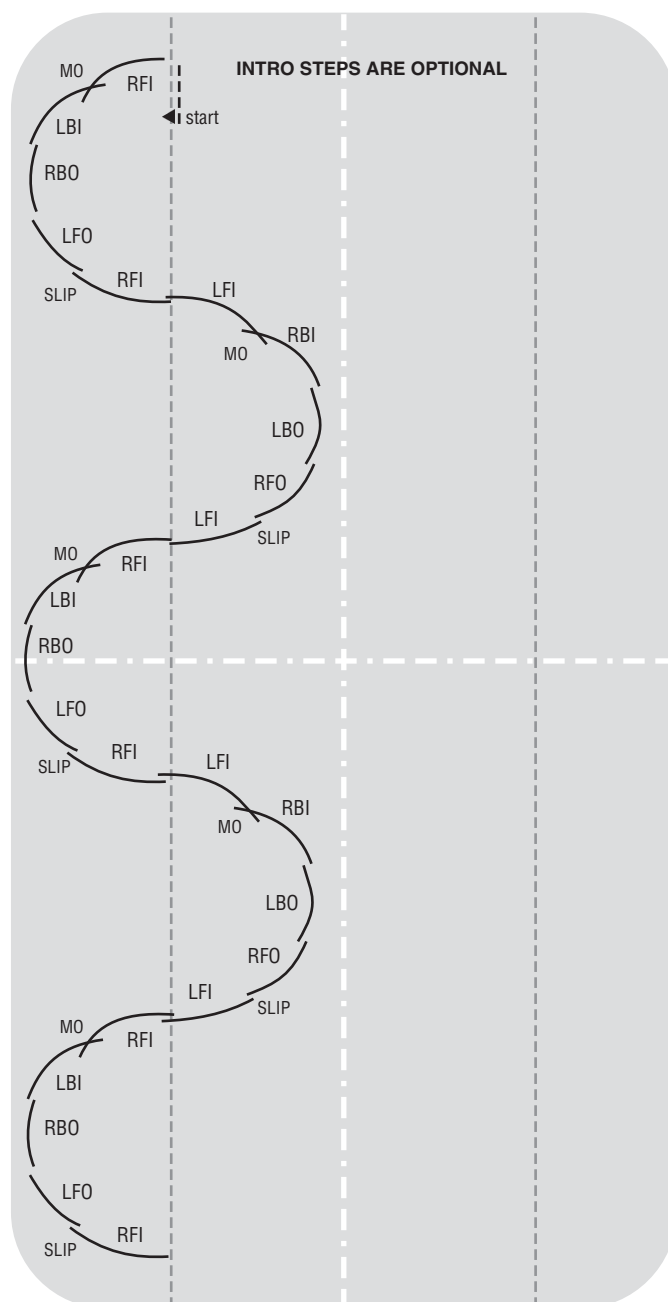


Adult Bronze 5

Five-Step Mohawk Sequence

The skater will perform alternating forward inside mohawks, skated in consecutive half circles. Each series consists of a five-step sequence. The skater will skate one length of the ice with four or five lobes. Introductory steps are optional.

Focus: Edge quality and extension

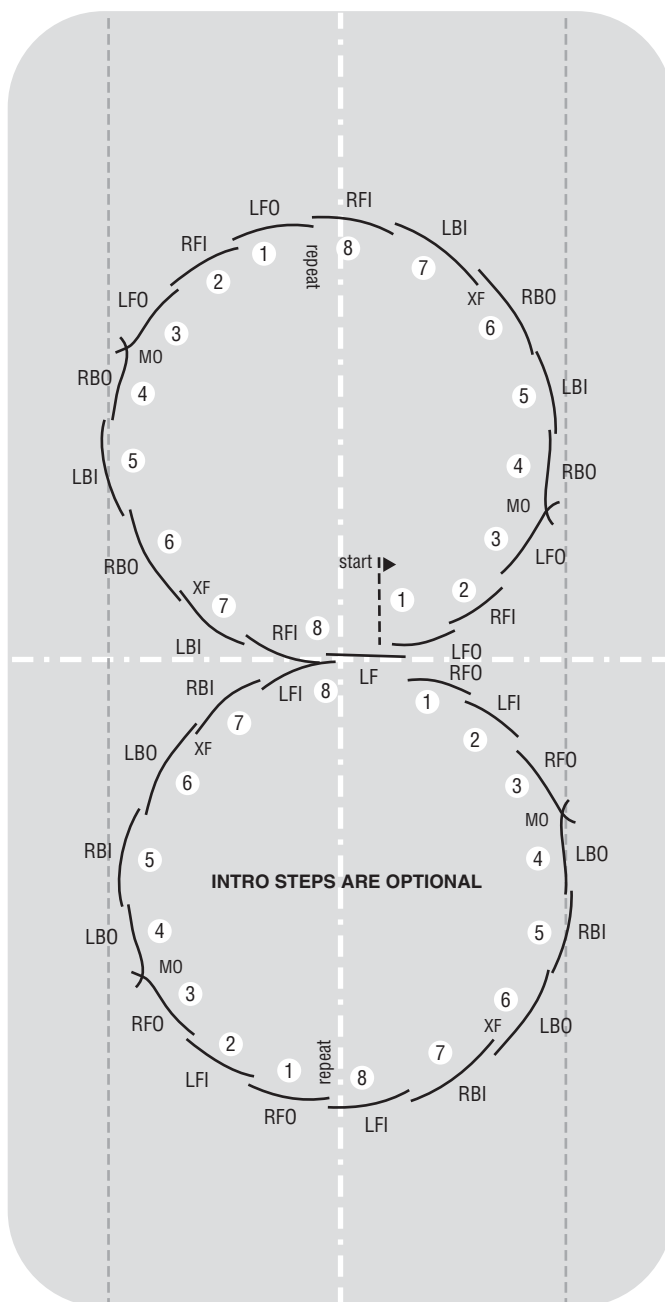


Adult Silver 1

Eight-Step Mohawk Sequence

The skater will perform two eight-step mohawk sequences counterclockwise. The step order is: Forward crossover into a LFO mohawk, followed by LBI, RBO, LBI cross forward and RFI. The skater should maintain a march cadence (one beat per step). Between the circles is a two-beat left foot transition. The sequence is then repeated twice in the opposite direction. Introductory steps are optional. This move may start in either direction.

Focus: Quickness, continuous flow and strength

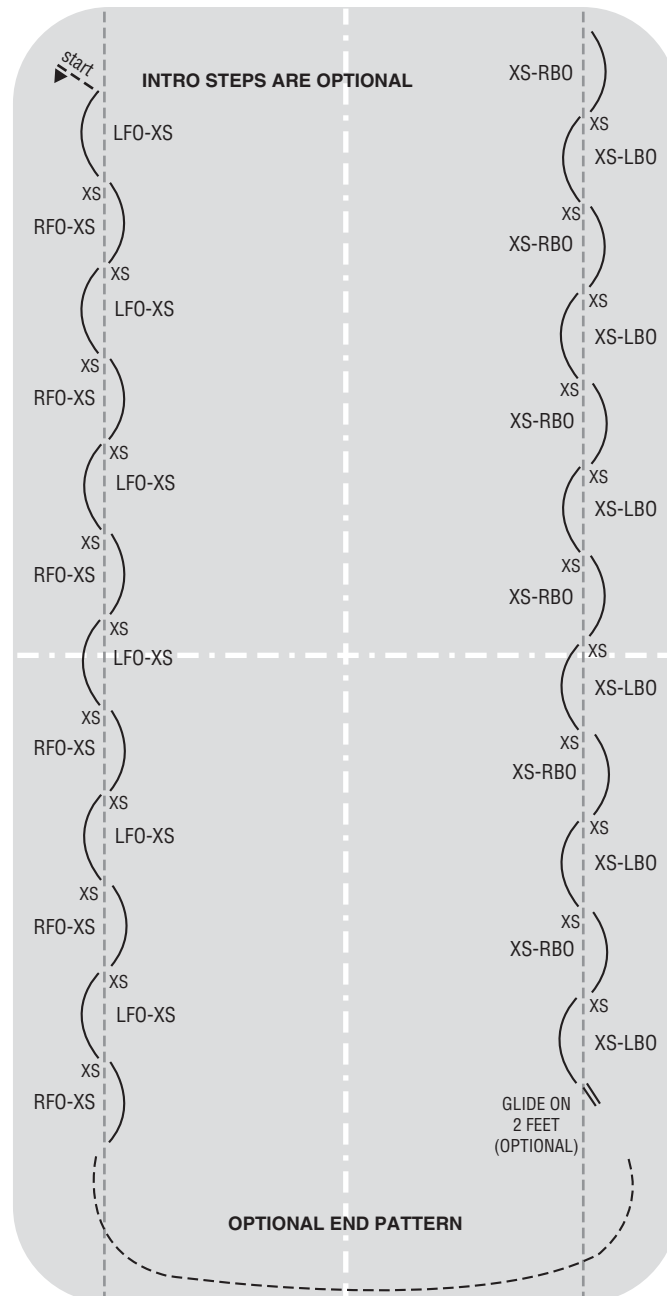


Adult Silver 2

Forward and Backward Free Skate Cross Strokes

The skater will perform free skate cross strokes the length of the ice surface. Forward cross strokes will be skated for one length of the rink and backward cross strokes skated for the second length of the rink. Introductory steps and end patterns are optional. This move may start on either foot.

Focus: Continuous flow and strength

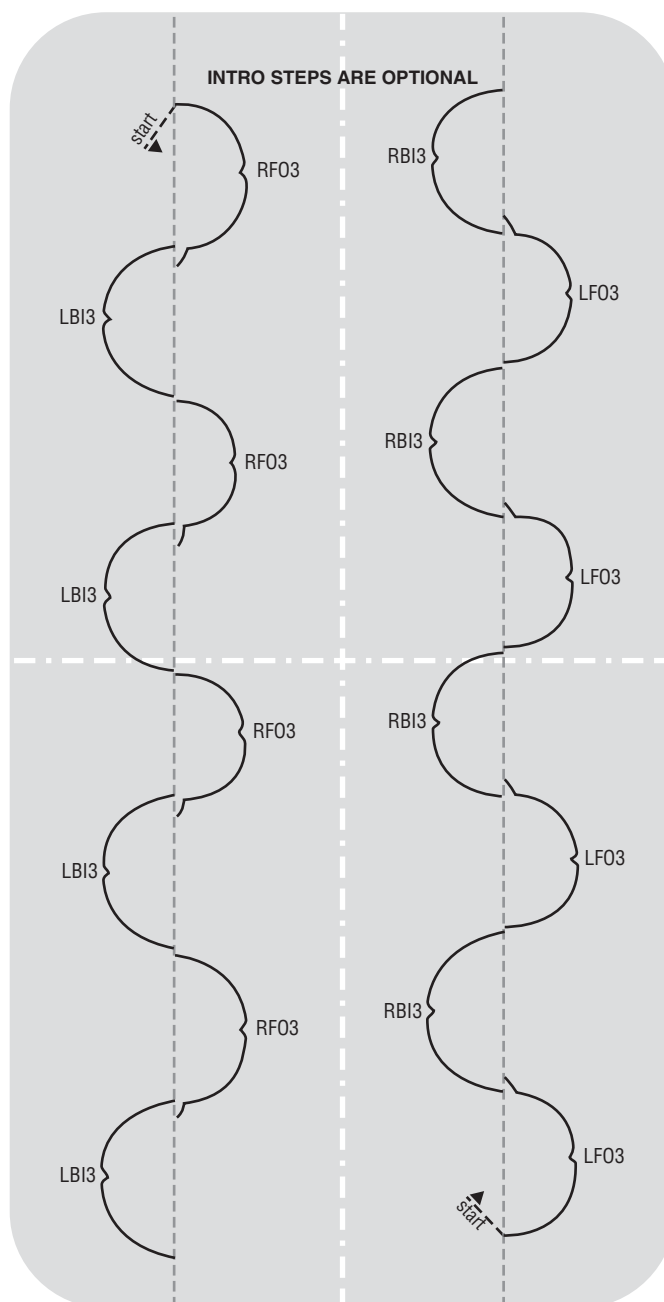


Adult Silver 3

FO-BI Three-Turns in the Field

The skater will perform forward three-turns alternating to backward three-turns covering the length of the rink. One length of the rink will start with RFO-LBI three-turns. On the second length of the rink, the skater will perform LFO-RBI three-turns. Introductory steps and end sequence are optional. This move may start on either foot.

Focus: Edge quality

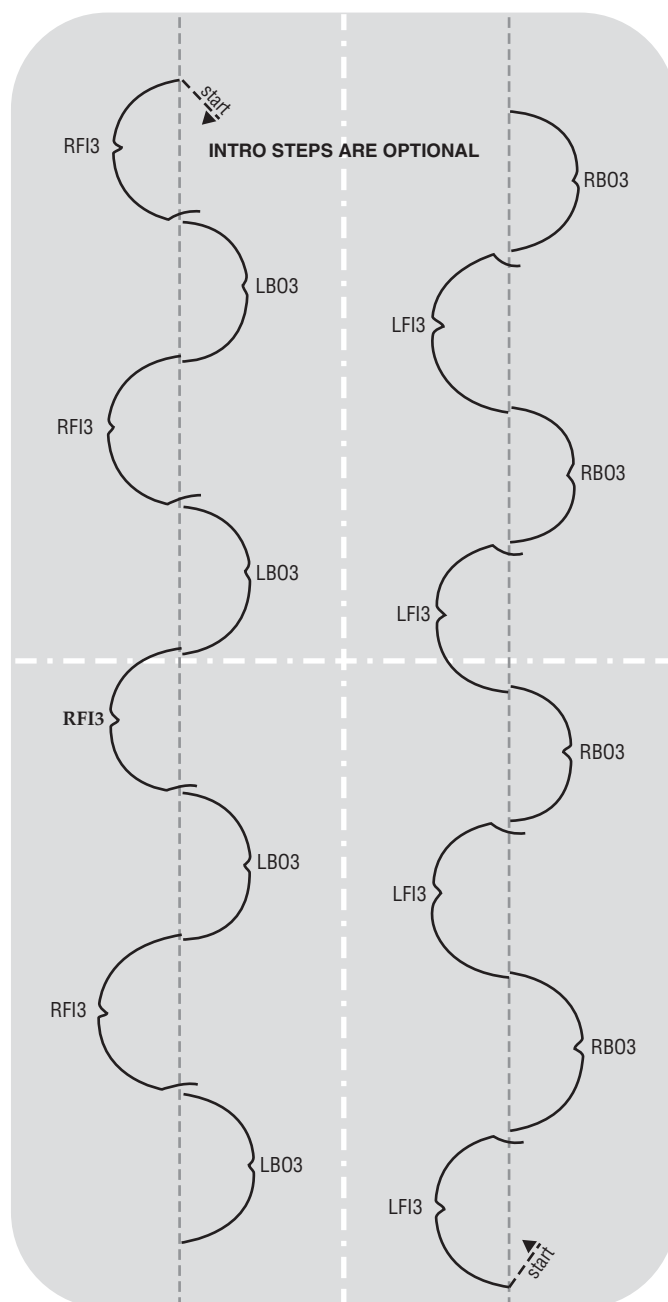


Adult Silver 4

FI-BO Three-Turns in the Field

On the first length of the rink the skater will perform RFI-LBO three-turns. On the second length of the rink the skater will perform LFI RBO three-turns. Introductory steps and end sequence are optional. This move may start on either foot.

Focus: Edge quality

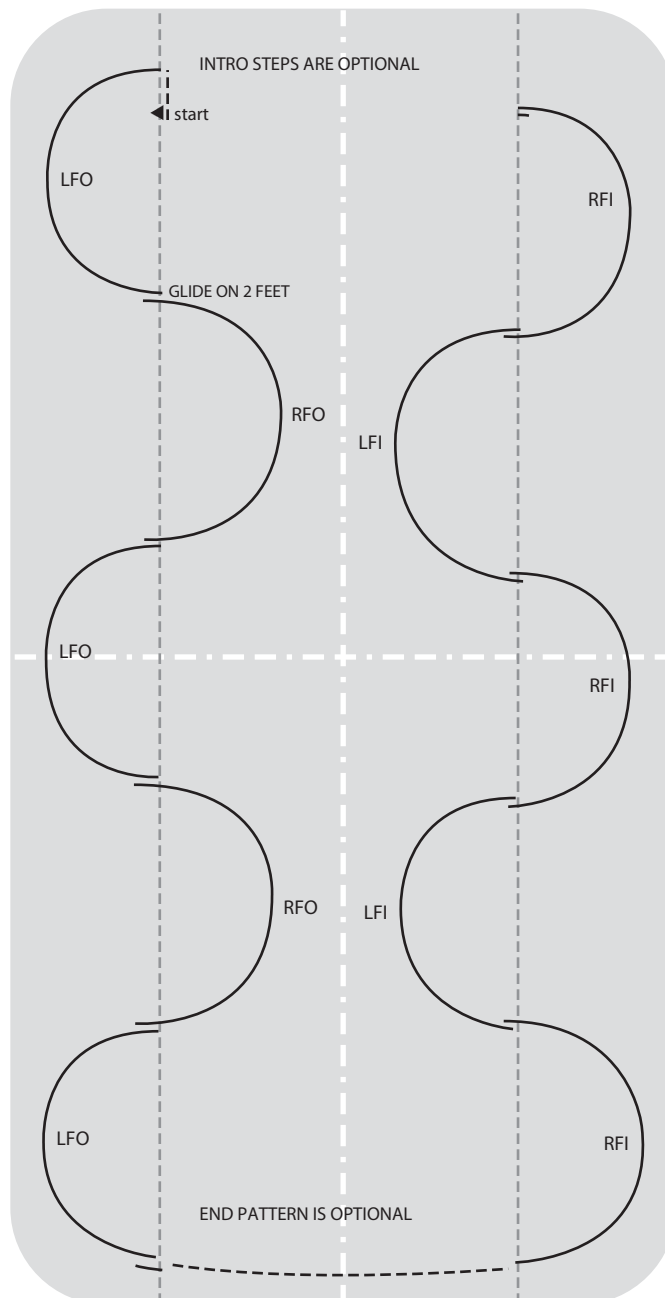


Adult Silver 5

Consecutive Outside and Inside Spirals

The skater will perform right foot and left foot spirals. The forward outside edge spirals will be skated for the first length of the rink. Forward crossovers may be utilized (optional) around the end of the rink. Forward inside edge spirals will be skated for the second length of the rink. The exact number of spirals will depend on the size of the rink and the strength of the skater; however, a minimum of four spirals down each length of the rink must be skated. The extended leg in the spiral should be held at hip level or higher. Introductory steps are optional.

Focus: Extension and edge quality

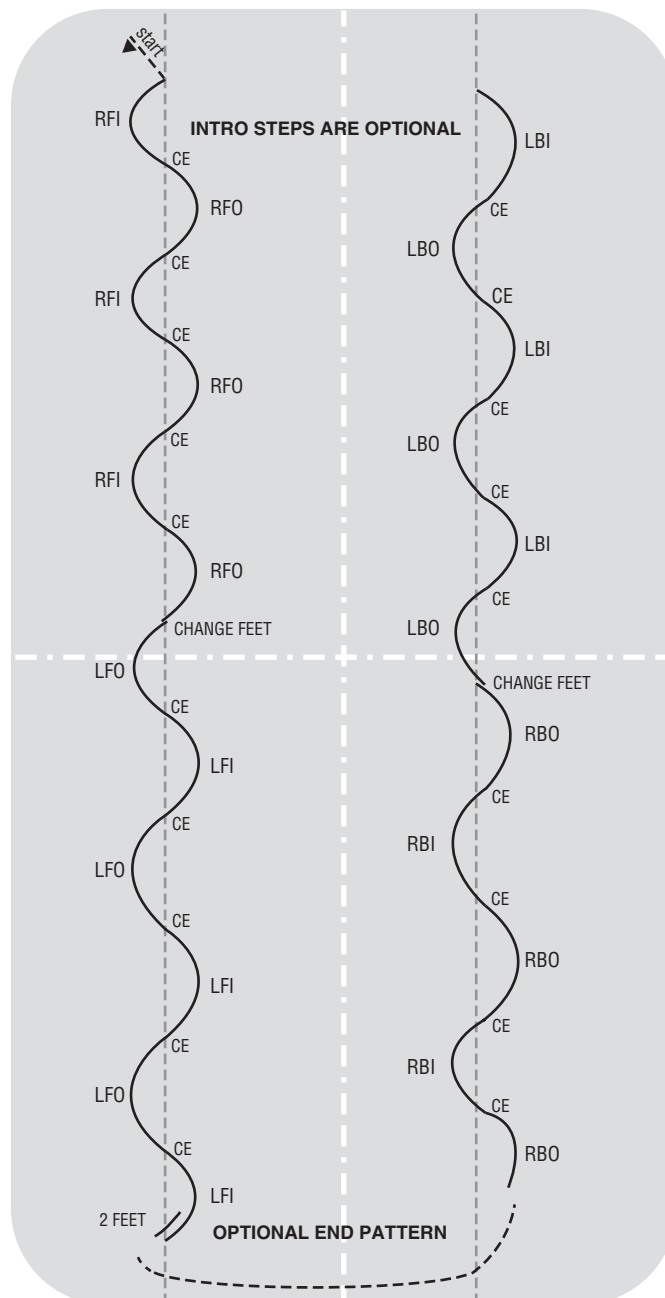


Adult Silver 6

Forward and Backward Power Change of Edge Pulls

The skater will perform consecutive power change of edge pulls — FIO to FOI — for the full length of the rink followed by backward change of edge pulls — BOI to BIO — for the second full length of the rink. The skater will change feet at the center of the rink. Introductory steps and end sequence are optional. This move may start on either foot.

Focus: Continuous flow and strength

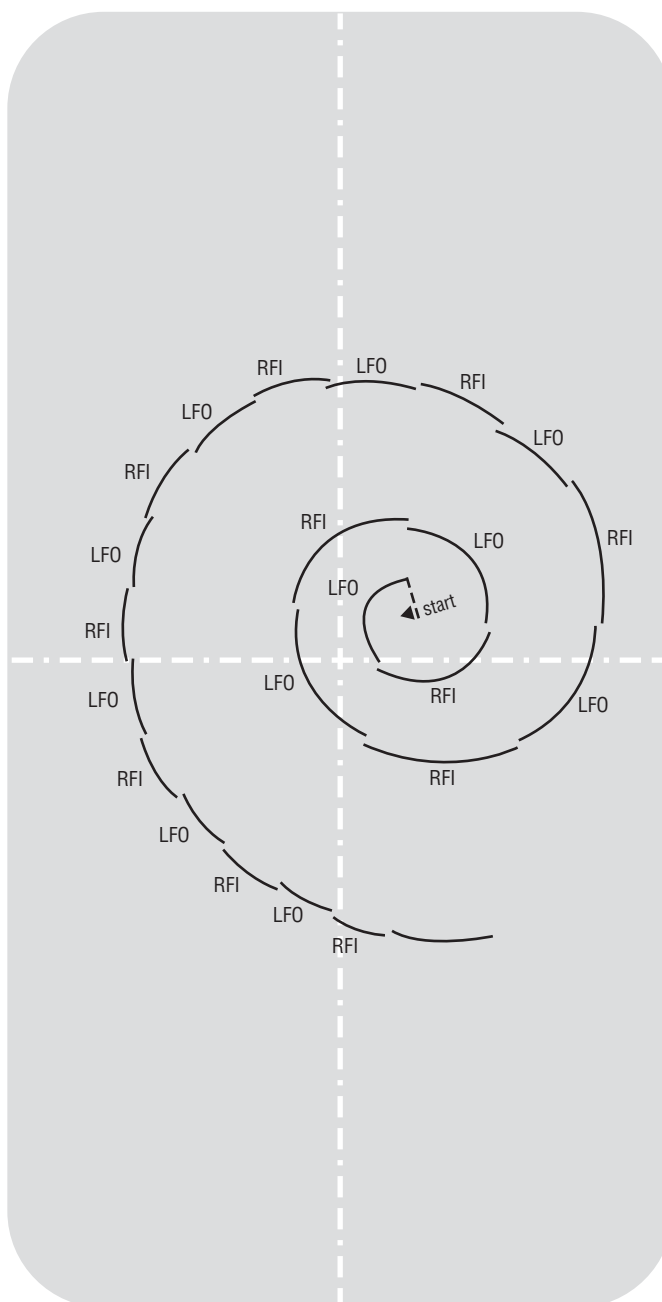


Adult Gold 1

Stroking: Forward Power Circle

Starting from a standing position, the skater will perform forward crossovers progressively increasing in foot speed and acceleration throughout the entire move, from a slow, but gradually accelerating pace to fully accelerated crossovers. As the skater accelerates, the circle circumference increases. Power circles are performed both in counterclockwise and clockwise directions. It is recommended that no more than 15 crossovers be utilized in completing each portion of this move. This move may start in either direction.

Focus: Continuous flow and strength

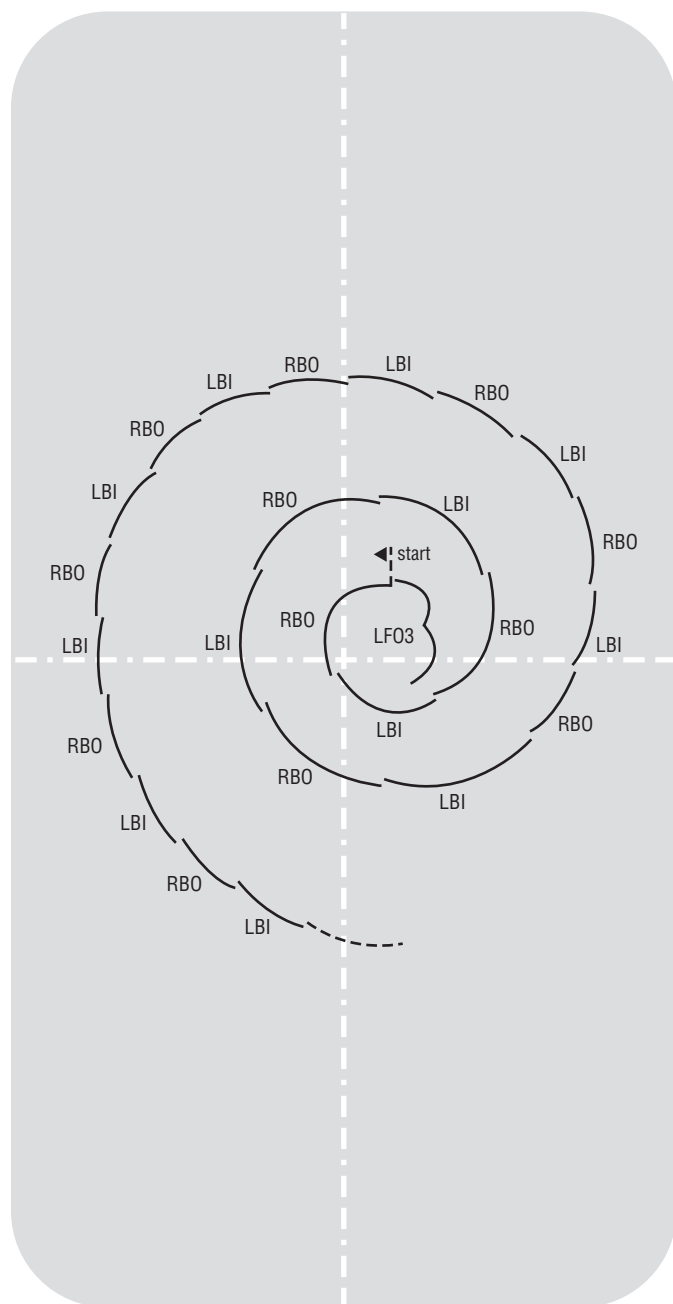


Adult Gold 2

Stroking: Backward Power Circle

Starting from a standing position, the skater will perform backward crossovers progressively increasing in foot speed and acceleration throughout the entire move, from a slow, but gradually accelerating pace to fully accelerated crossovers. As the skater accelerates, the circle circumference increases. Power circles are performed both in counterclockwise and clockwise directions. It is recommended that no more than 15 crossovers be utilized in completing each portion of this move. This move may start in either direction.

Focus: Continuous flow and strength

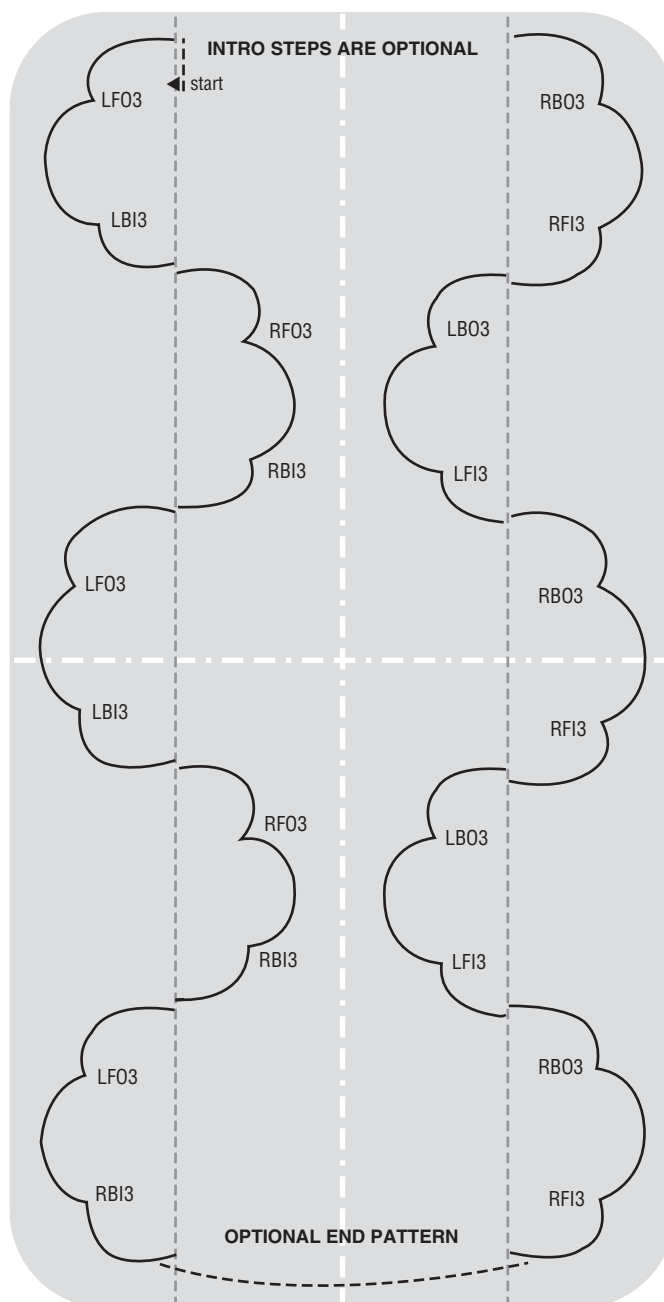


Adult Gold 3

Forward Double Three-Turns

The skater will perform consecutive forward double three-turns on half circles, with alternating feet. Four to six half circles will be skated depending on the length of the rink and strength of the skater. The sequence begins with forward outside double three-turns covering the first length of the rink. The forward inside double three-turns will cover the second length of the rink. Introductory steps and end patterns are optional.

Focus: Edge quality

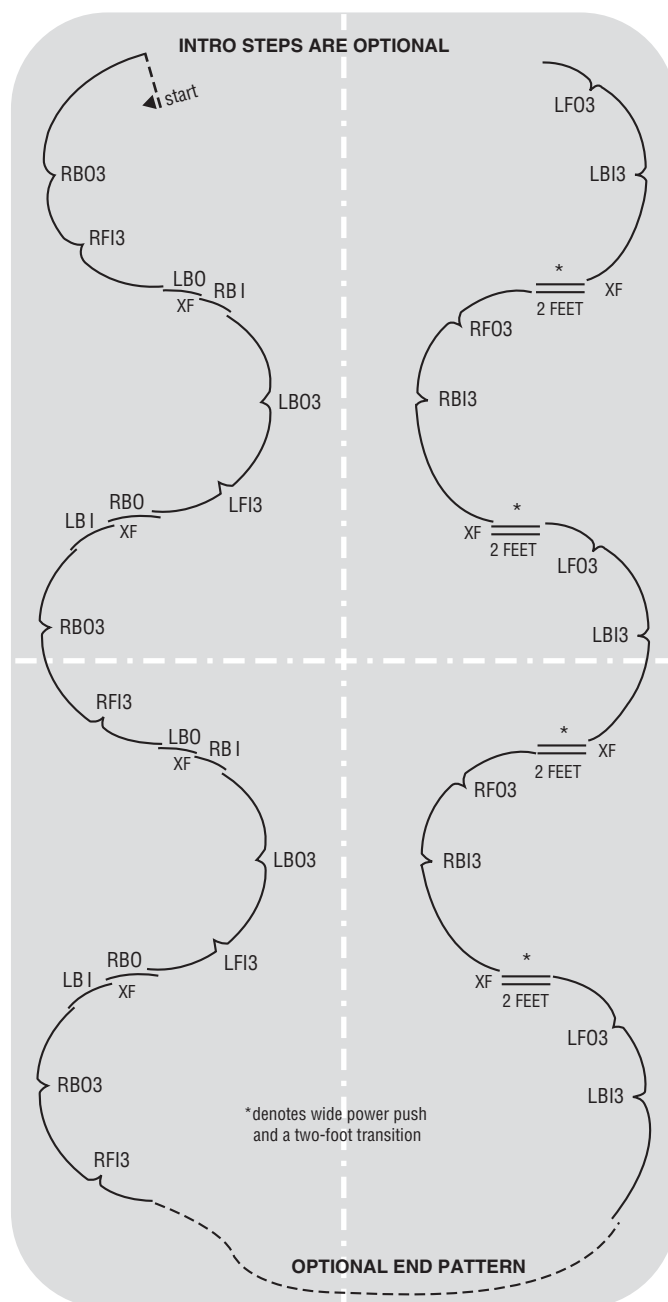


Adult Gold 4

Backward Double Three-Turns

The skater will perform consecutive backward double three-turns on half circles, with alternating feet. Four to six half circles will be skated depending on the length of the rink and strength of the skater. The sequence begins with backward outside double three-turns covering the first length of the rink. The backward inside double three-turns will cover the second length of the rink. Introductory steps and end patterns are optional.

Focus: Edge quality and extension

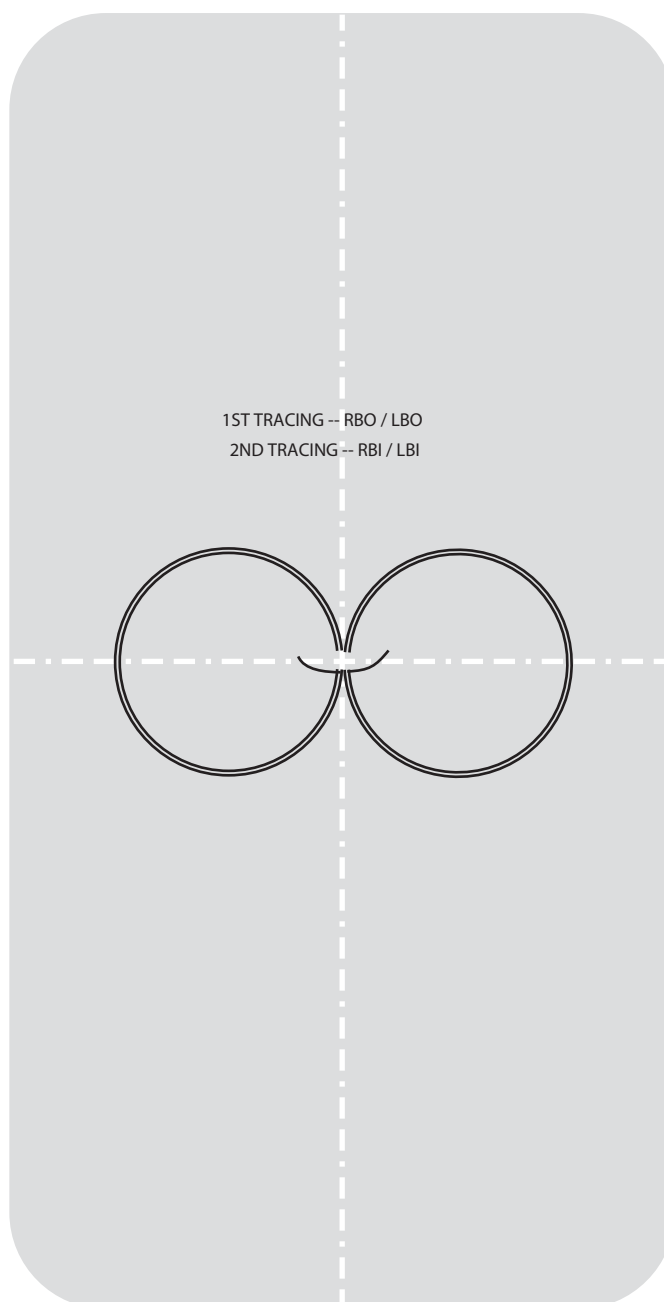


Adult Gold 5

Backward Circle Eight

The skater will push from a standing start onto a backward outside edge and complete one backward outside figure eight. Upon returning to center at the completion of the second circle, the skater will perform a backward inside figure eight by pushing onto a backward inside edge, thereby repeating the previously skated circle. The circles should be equal in size with each circle approximately three times the skater's height. The skater may mark the center. This move may start on either foot.

Focus: Edge quality and continuous flow

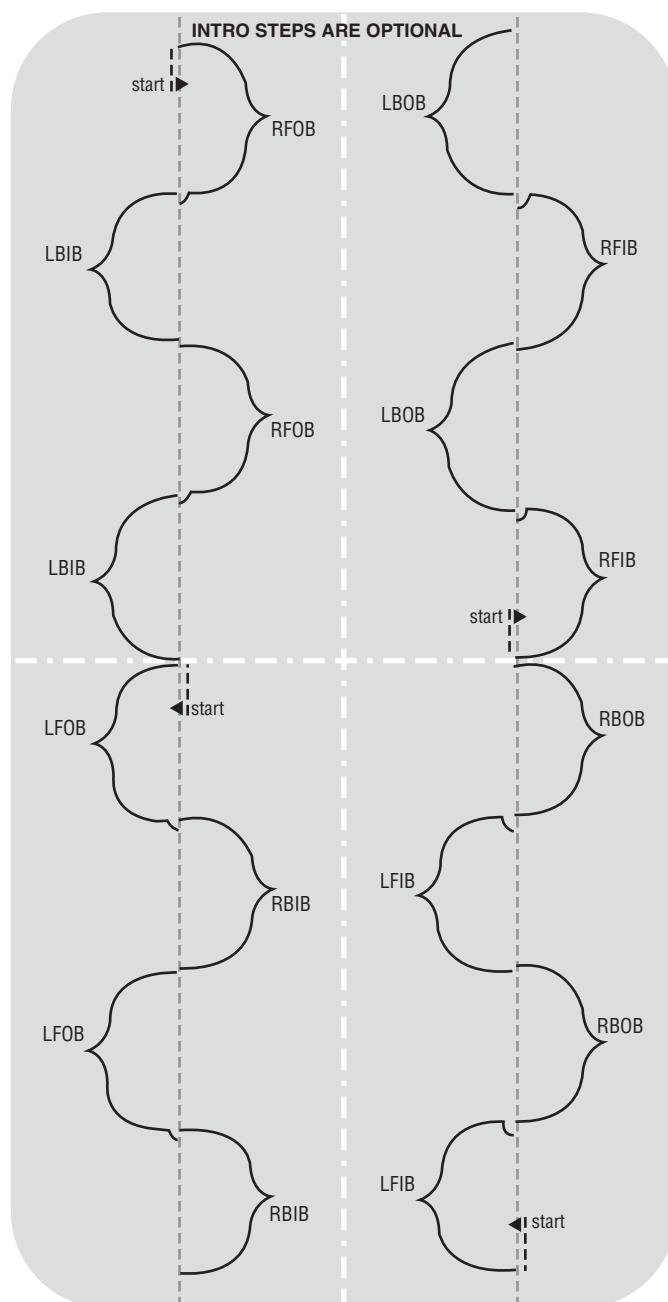


Adult Gold 6

Brackets in the Field

The skater will perform two sets of turns on half circles (RFO-LBI) down approximately half the length of the rink. Continuing down the remaining length of the rink the skater then will perform two sets of turns (LFO-RBI) with an optional step to transition to the LFO edge. Once completed, the entire sequence is repeated, performing two sets of turns (LFI-RBO) down approximately half the length of the rink. The skater then performs two sets of turns (RFI-LBO) down the remaining length of the rink with an optional step to transition to the RFI edge. Introductory steps are optional. This move may start on either foot; the FO/BI brackets will precede the FI/BO brackets.

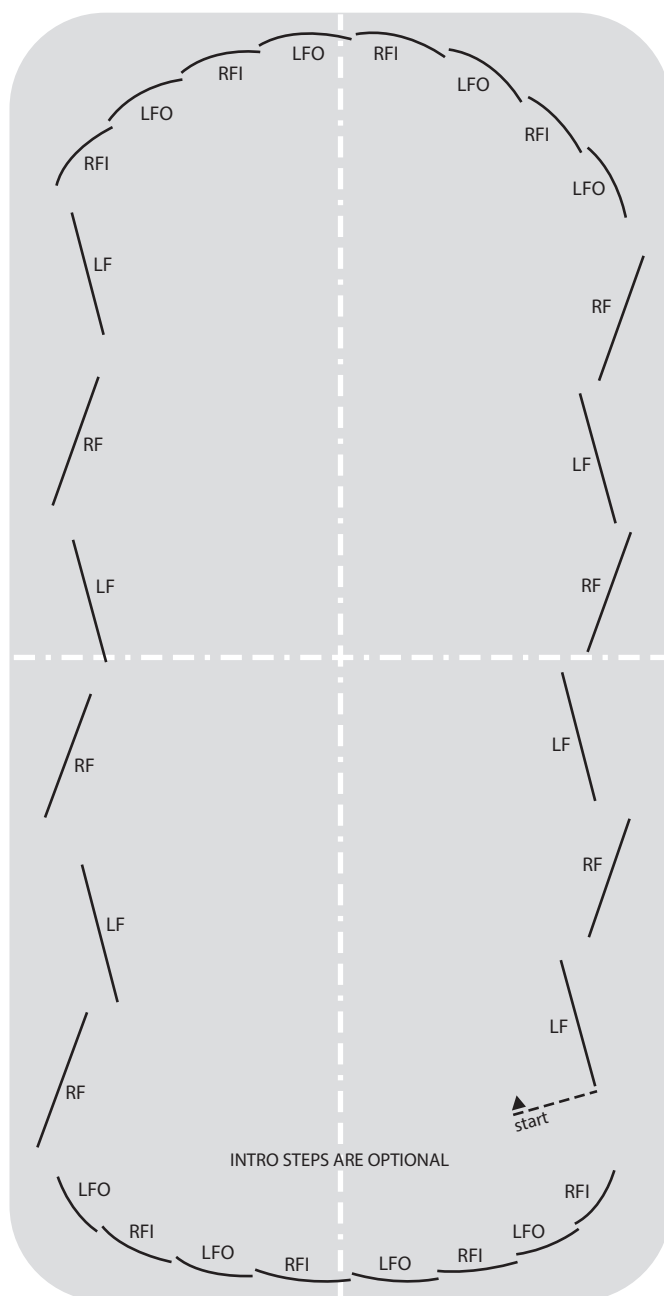
Focus: Edge quality



Adaptive Skating Pre-Bronze 1

Forward Perimeter Stroking

The skater will perform four to eight straight strokes depending on the length of the ice and the strength of the skater, with crossovers around the ends, using the full ice surface and for one full lap of the rink (in both directions). Introductory steps are optional.

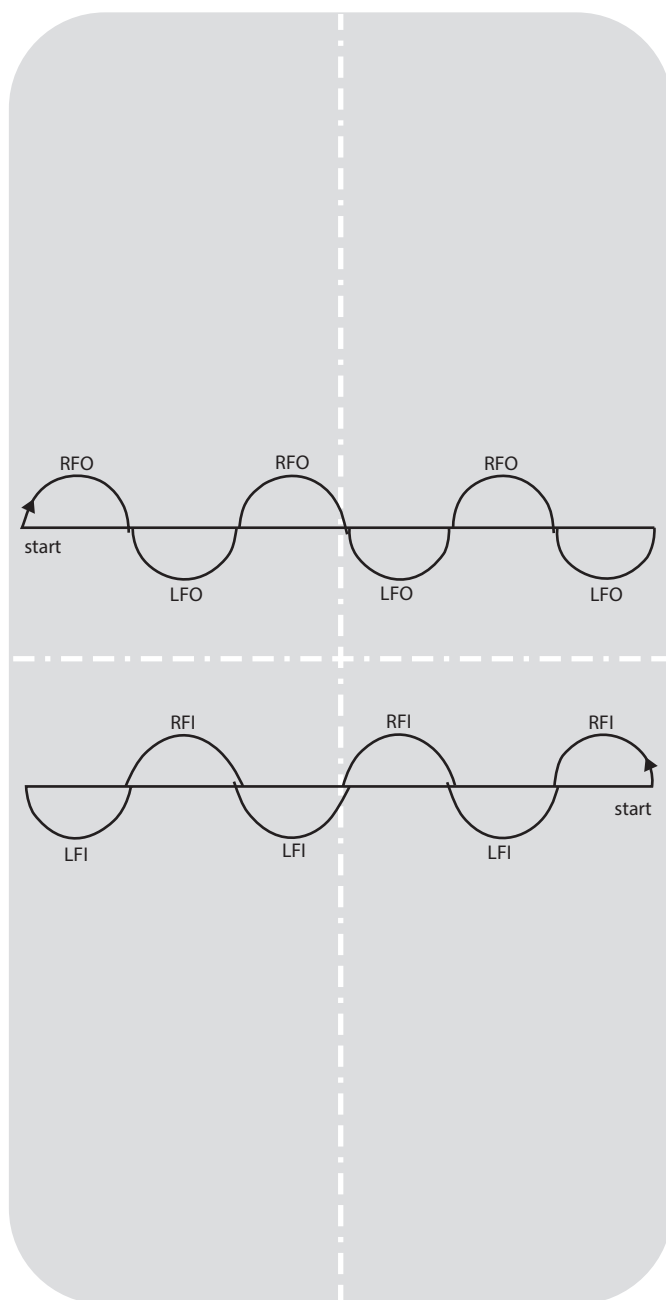


Adaptive Skating Pre-Bronze 2

Basic Consecutive Forward Edges

- Forward outside edges
- Forward inside edges

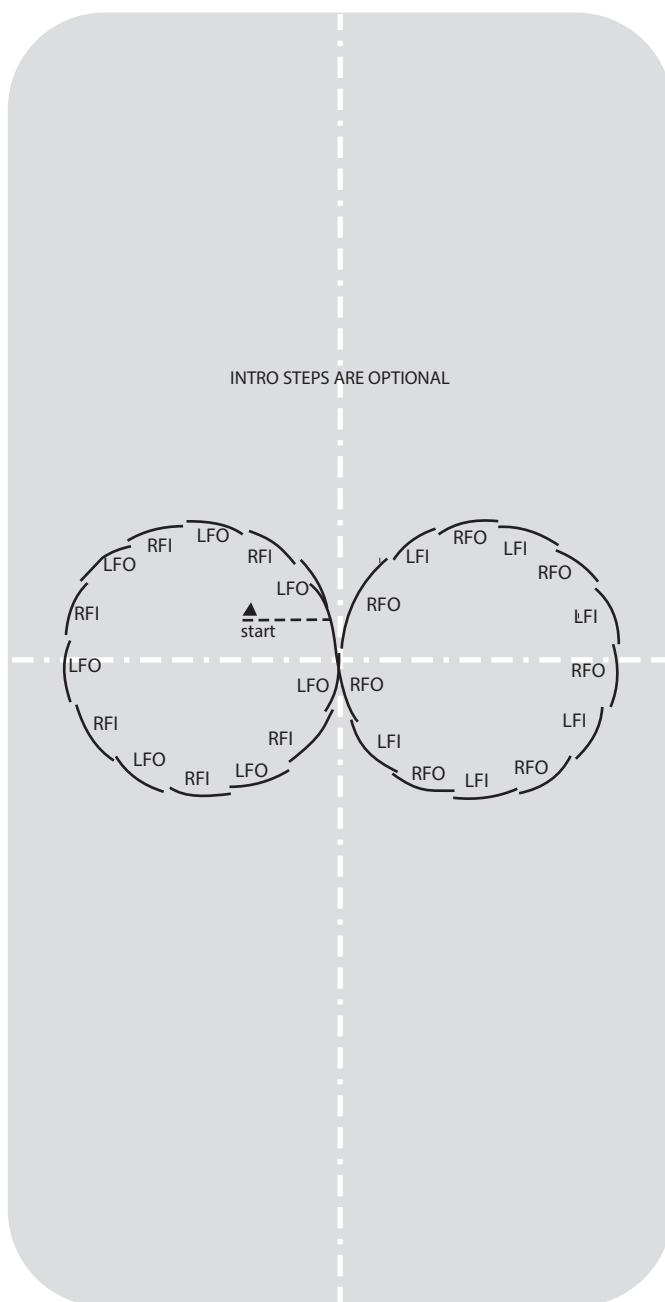
Starting from a standing position, the skater will perform four to six half circles, alternating feet, using an axis line such as a hockey line. The skater may start each set on either foot, but they must be skated in the order listed.



Adaptive Skating Pre-Bronze 3

Forward Crossovers

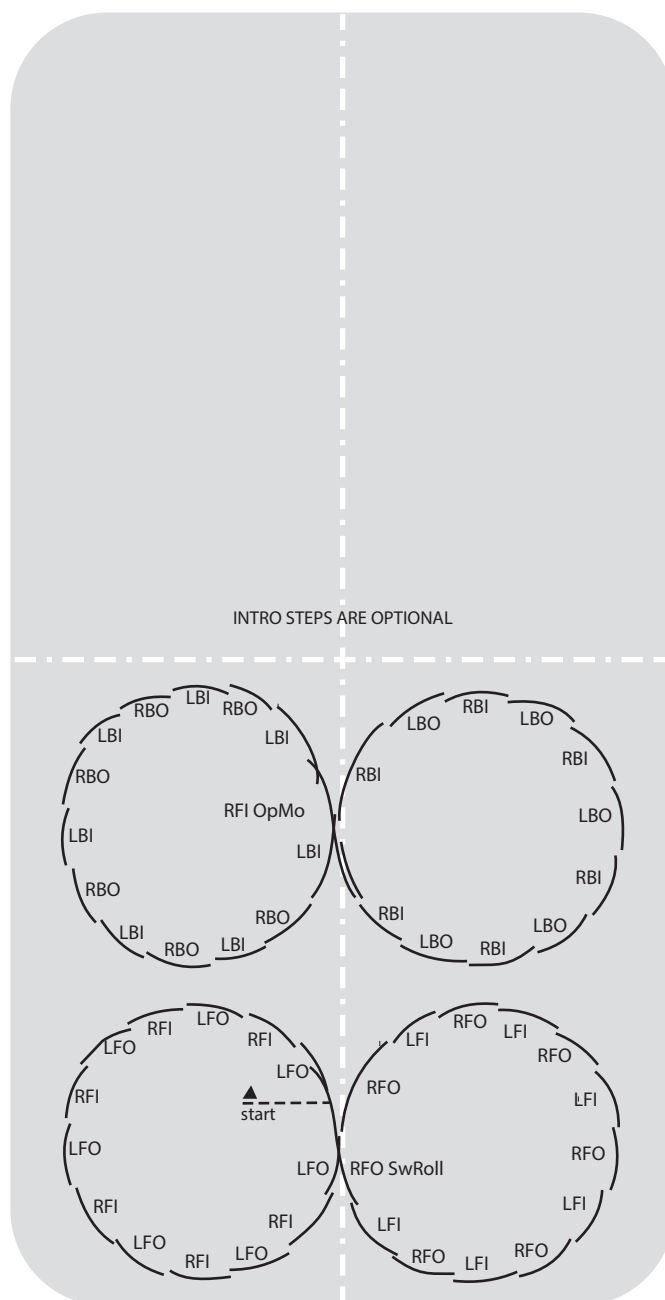
The skater will perform forward crossovers in a figure eight pattern. The transition between the two circles may be on two feet. Four to six crossovers per circle are recommended. This move may start in either direction. Introductory steps are optional.



Adaptive Skating Bronze 1

Forward and Backward Crossovers

The skater will perform forward crossovers in a figure eight pattern. It is expected that the skater will perform the transition between circles on one foot. Four to six crossovers per circle are recommended. Upon completing the forward figure eight, the skater will perform a swing roll and change of edge to an open mohawk in order to turn around and continue the figure eight pattern with four to six backward crossovers per circle. This move may start in either direction. Introductory steps are optional.



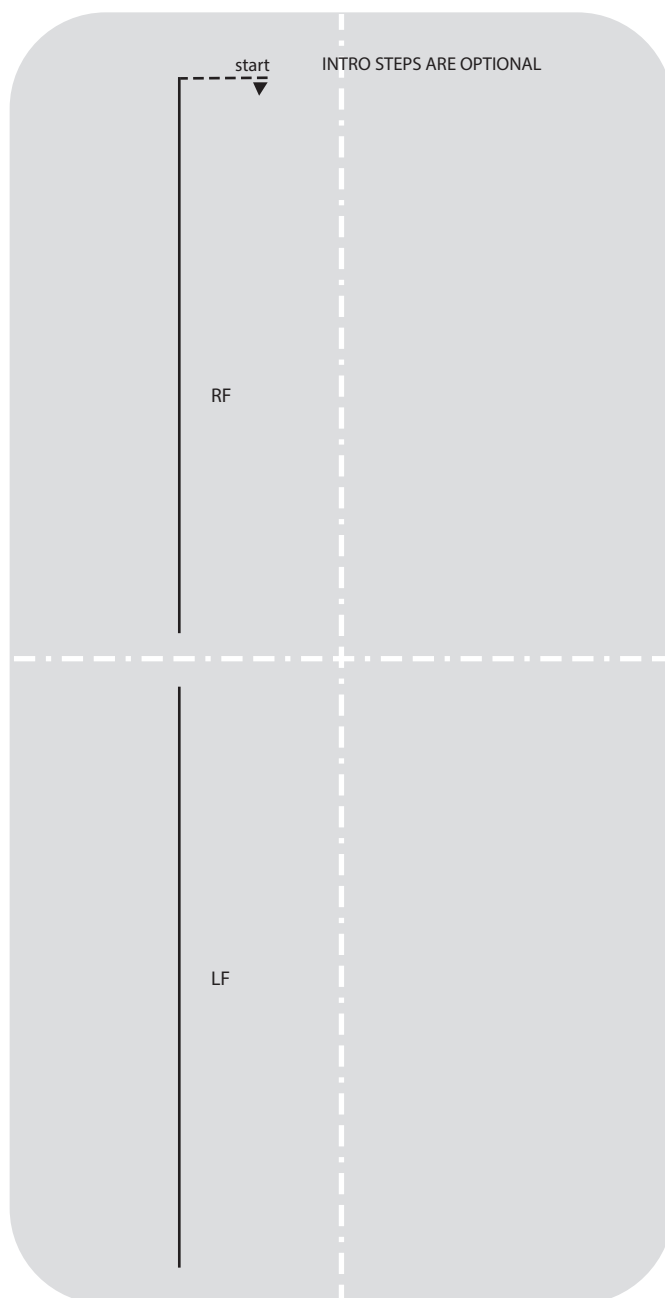
Adaptive Skating Bronze 2

Forward Right and Left Foot Spirals or Lunges

The skater will perform right foot and left foot spirals down the length of the rink maintaining a spiral position on each foot for approximately four seconds with extended leg held at the hip level or higher. The skater may be on flats and may start on either foot. Introductory steps are optional.

OR

The skater will perform right foot and left foot lunges down the length of the rink maintaining a lunge position on each foot for approximately four seconds. The skater may be on flats and may start on either foot. Introductory steps are optional.

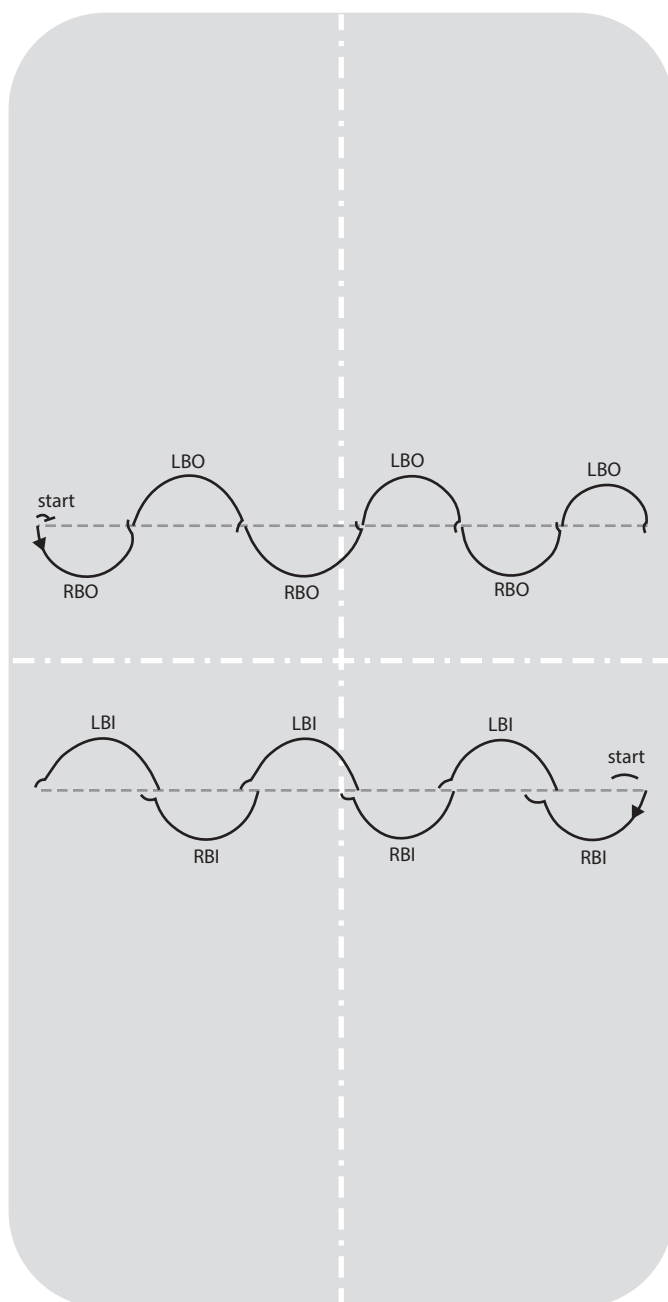


Adaptive Skating Bronze 3

Basic Consecutive Backward Edges

- Backward outside edges
- Backward inside edges

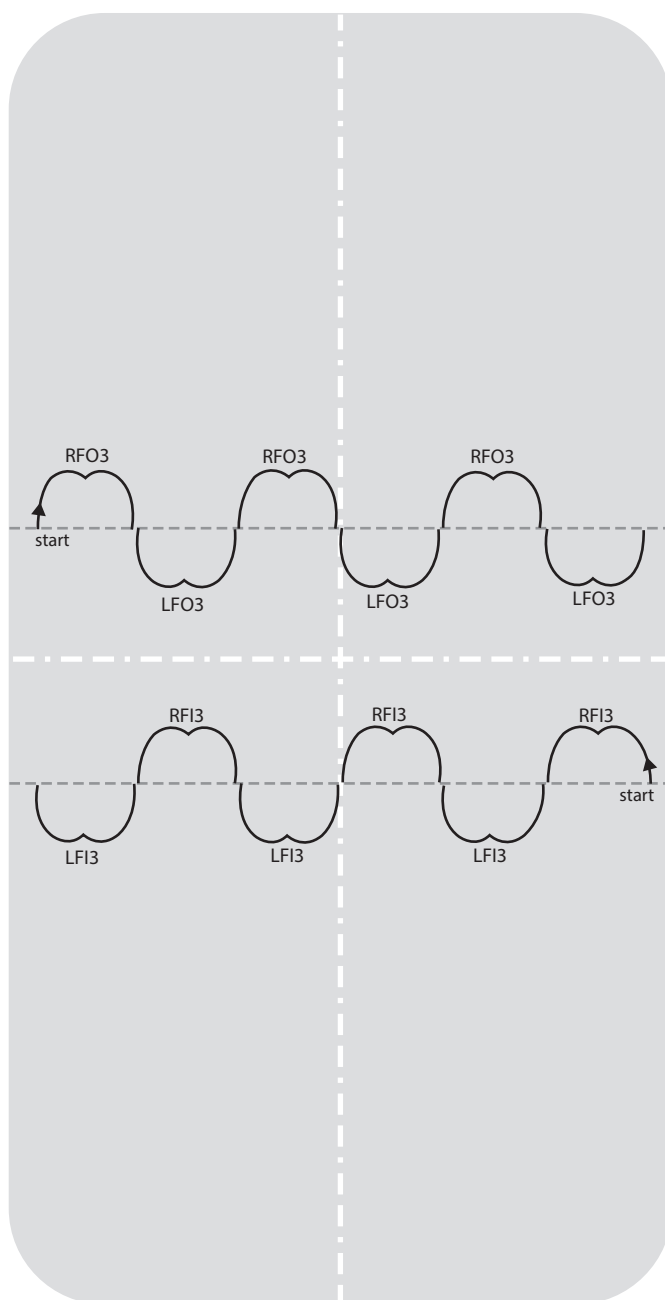
Starting from a standing position, the skater will perform four to six half circles, alternating feet, using an axis line such as a hockey line. The skater may start each set on either foot, but they must be skated in the order listed.



Adaptive Skating Bronze 4

Alternating Forward Three-Turns

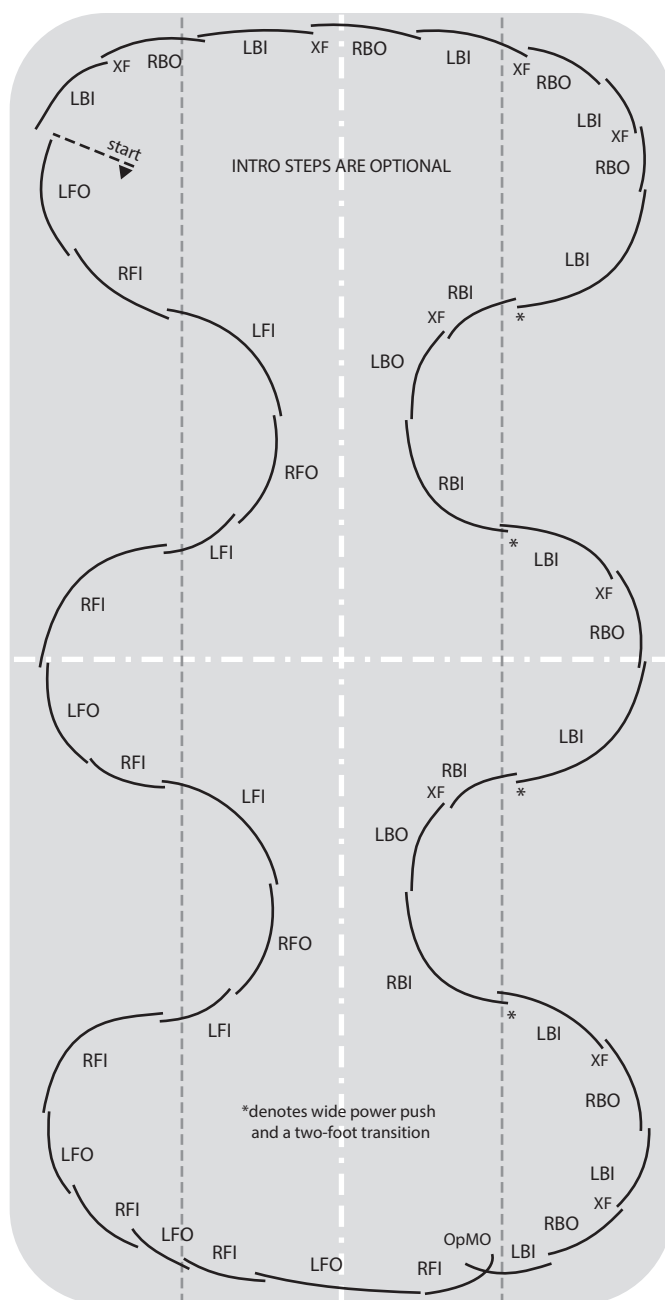
Starting from a standing position the skater will perform alternating forward outside three-turns for the width of the rink. The skater will then perform forward inside alternating three-turns for the second width of the rink. The size of the rink and strength of the skater will determine the number of three-turns skated. This move may start on either foot.



<p>Adaptive Skating Silver 1</p>

Forward and Backward Perimeter Power Stroking

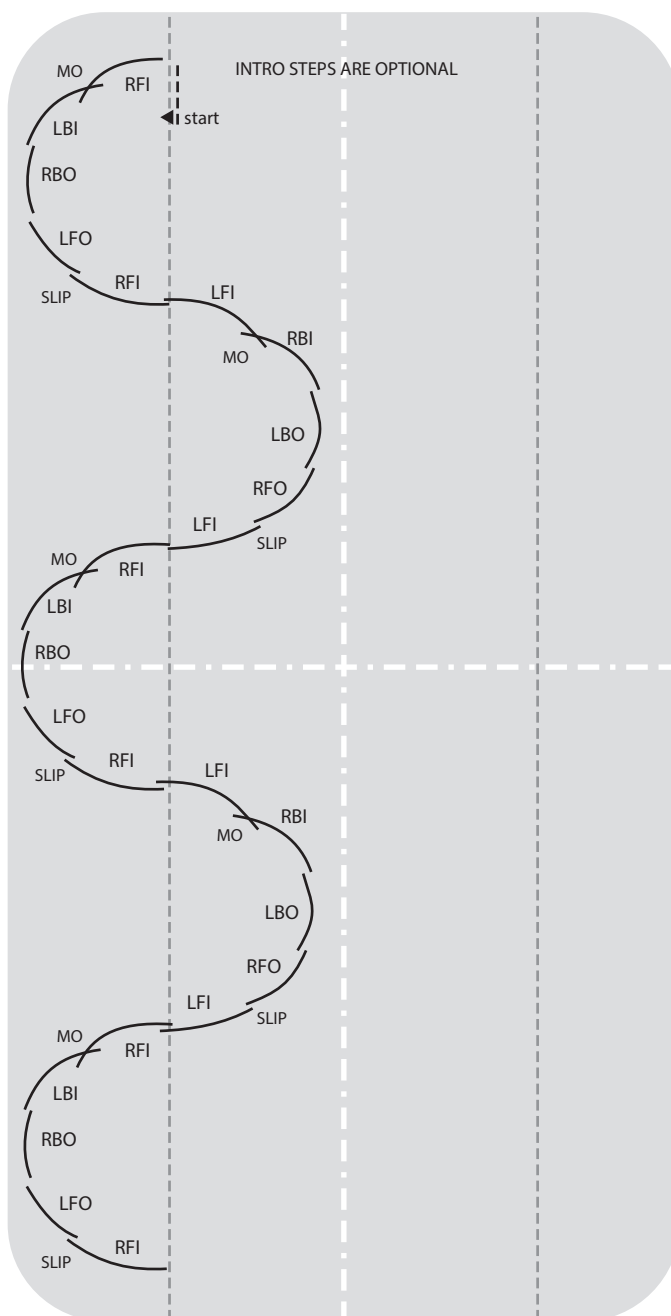
The skater will perform four alternating forward crossovers separated by strong forward inside edge transitions. The end pattern consists of two forward crossovers followed by a LFO open stroke; then a RFI open mohawk followed by one or two backward crossovers. All end pattern steps should be performed with an even cadence except the LFO open stroke, which should be held for two counts. The second side of the pattern resumes with four backward crossovers separated by two-foot transitions, also known as a power push. Skaters should take care to perform the transitions on two solid inside edges. The second end pattern consists of three to five backward crossovers. Introductory steps are optional.



Adaptive Skating Silver 2

Five-Step Mohawk Sequence

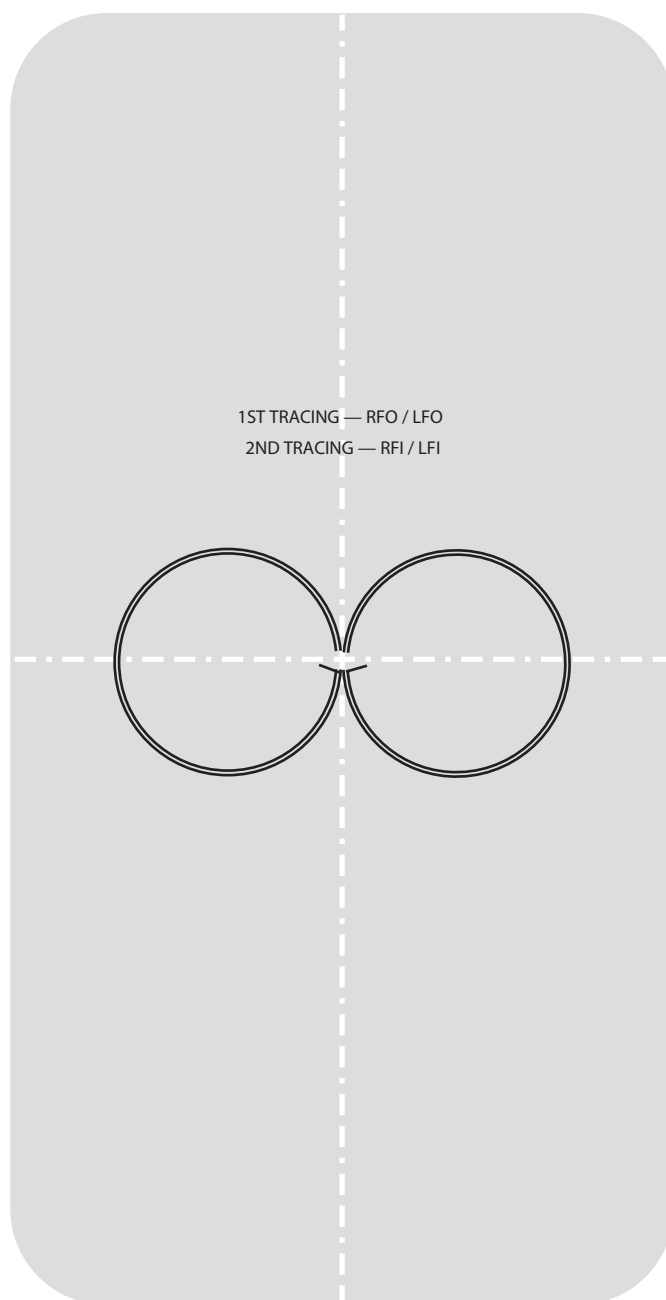
The skater will perform alternating forward inside mohawks, skated in consecutive half circles. Each series consists of a five-step sequence. The skater will skate one length of the ice with four or five lobes. Introductory steps are optional.



Adaptive Skating Silver 3

Forward Circle Eight

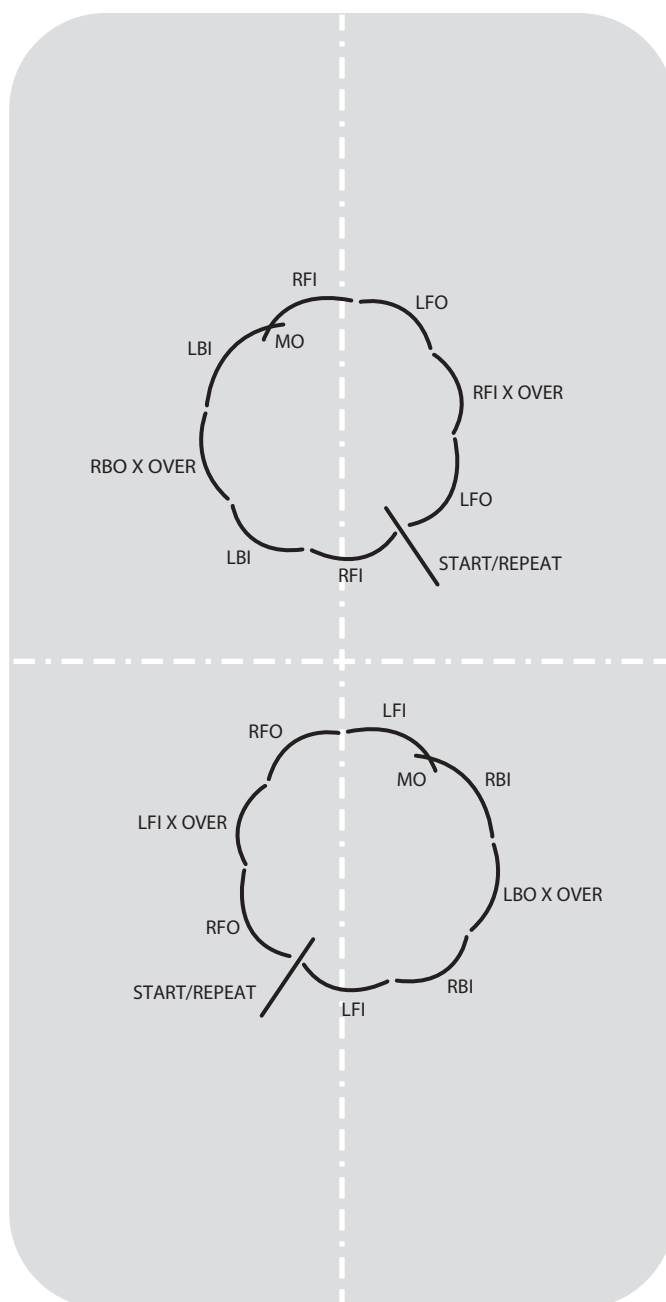
The skater will push from a standing start onto a forward outside edge and complete one forward outside figure eight. Upon returning to center at the completion of the second circle, the skater will perform a forward inside figure eight by pushing onto a forward inside edge, thereby repeating the previously skated circle. The circles should be equal in size with each circle approximately three times the skater's height. The skater may mark the center. This move may start on either foot.



Adaptive Skating Silver 4

Circular Sequence

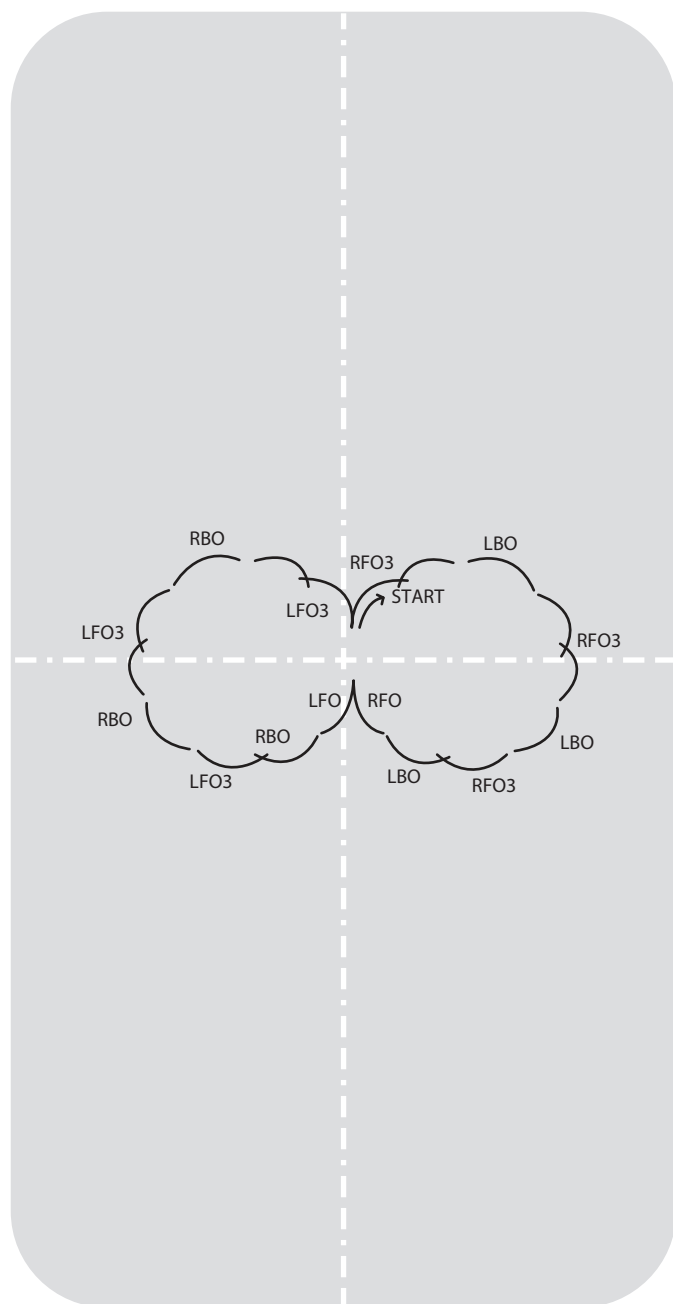
The skater will perform a left forward crossover, to a left forward outside edge, to a right forward inside mohawk, to a right back crossover, to a right forward inside edge. The step sequence must be repeated twice and performed left and right. Introductory steps are optional. This move may start in either direction.



Adaptive Skating Silver 5

Waltz Three-Step Sequence

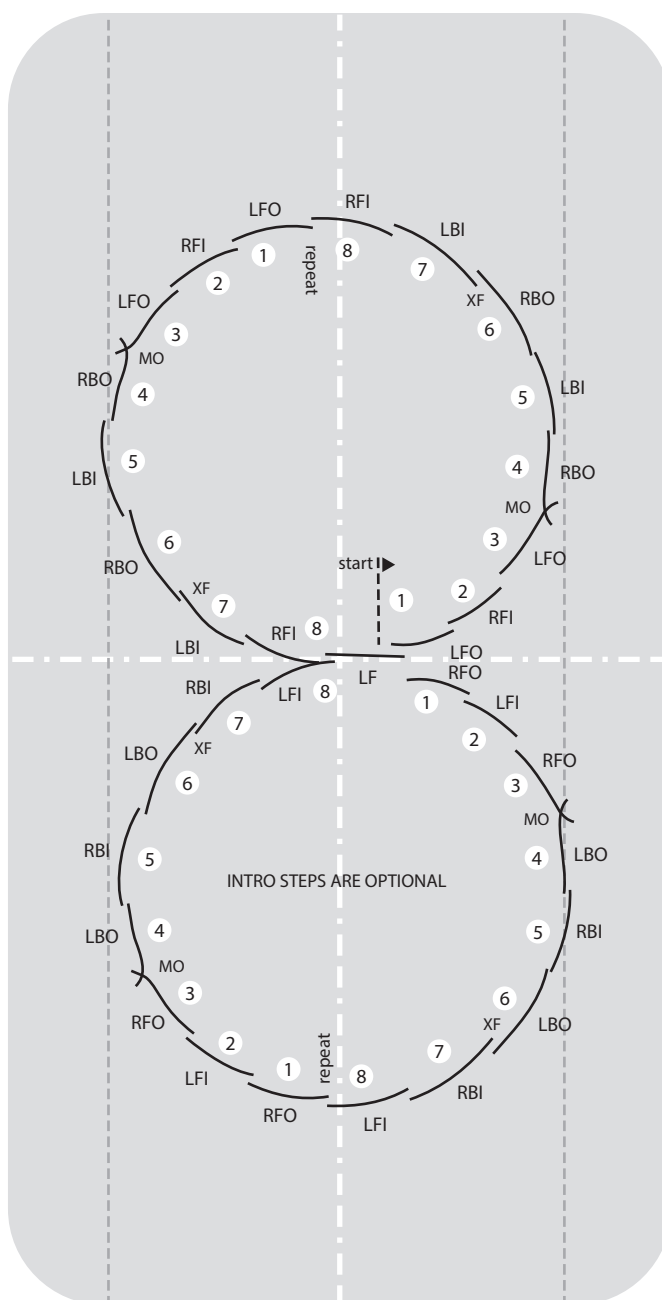
The skater will perform this move in a figure eight pattern. A two-step introduction may be added. The skater will perform a right forward outside three-turn to a left back outside edge, to a right forward outside three-turn to a left back outside edge, to a right forward outside three-turn to a left back outside edge, to a step forward to right forward outside edge and glide on two feet back to center. The skater will then perform a left forward outside three-turn to a right back outside edge, to a left forward outside three-turn to a right back outside edge, to a left forward outside three-turn to a right back outside edge, to a step forward to a left forward outside edge and glide on two feet back to center. A minimum of three, three-turn/back edge sequences per circle must be performed.



Adaptive Skating Gold 1

Eight-Step Mohawk Sequence

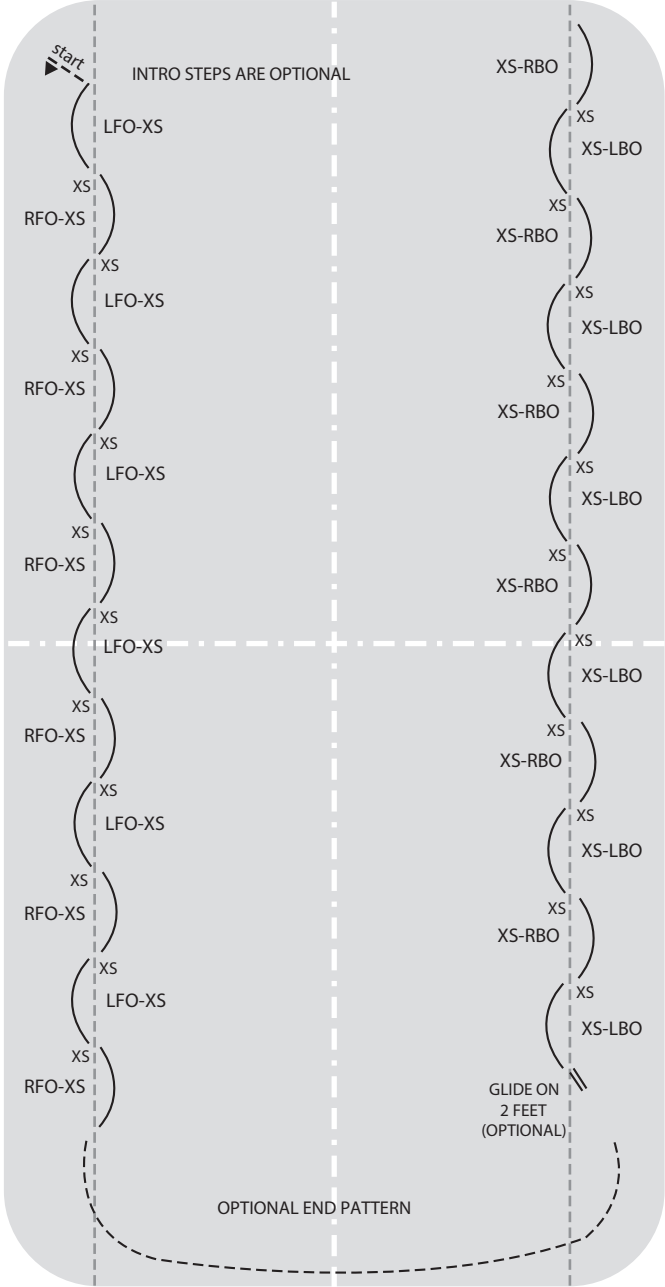
The skater will perform two eight-step mohawk sequences counterclockwise. The step order is: Forward crossover into a left forward outside mohawk, followed by left back inside, right back outside, left back inside cross forward and right forward inside. The skater should maintain a march cadence (one beat per step). Between the circles is a two-beat left foot transition. The sequence is then repeated twice in the opposite direction. Introductory steps are optional. This move may start on either foot.



<p>Adaptive Skating Gold 2</p>

Forward and Backward Free Skate Cross Strokes

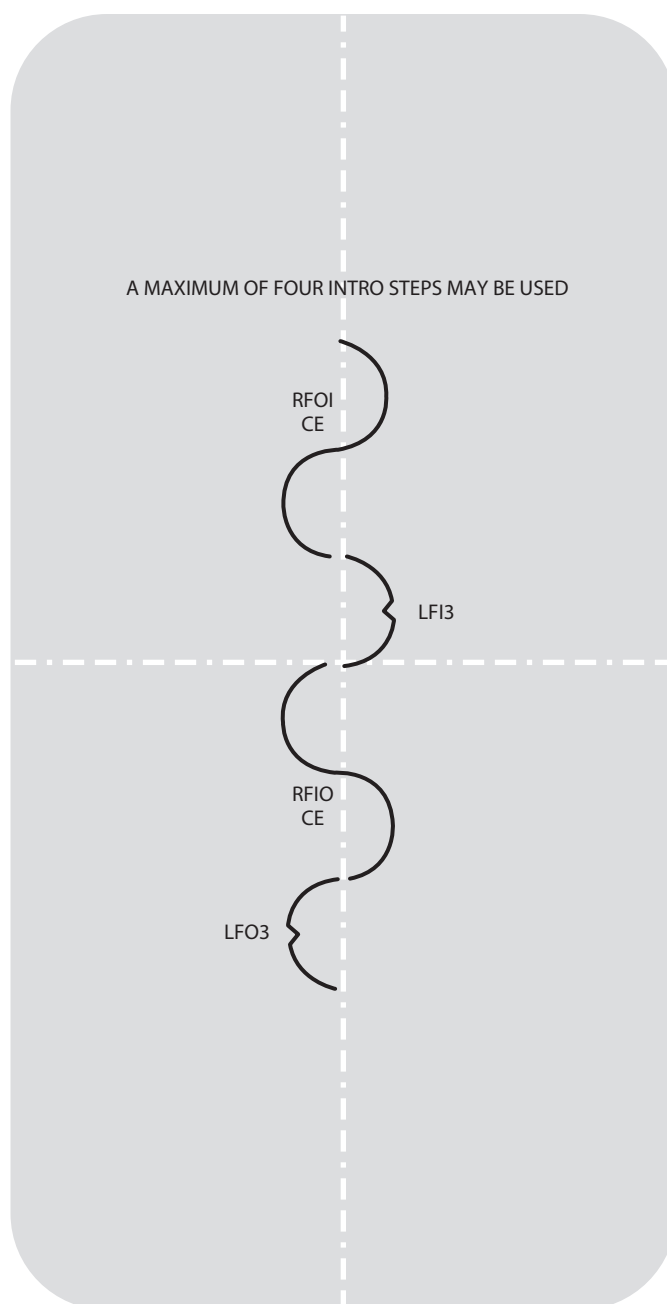
The skater will perform free skate cross strokes the length of the ice surface. Forward cross strokes will be skated for one length of the rink and backward cross strokes skated for the second length of the rink. Introductory steps and end patterns are optional. This move may start on either foot.



Adaptive Skating Gold 3

Alternating Right Forward Changes of Edge and Left Forward Three-Turns

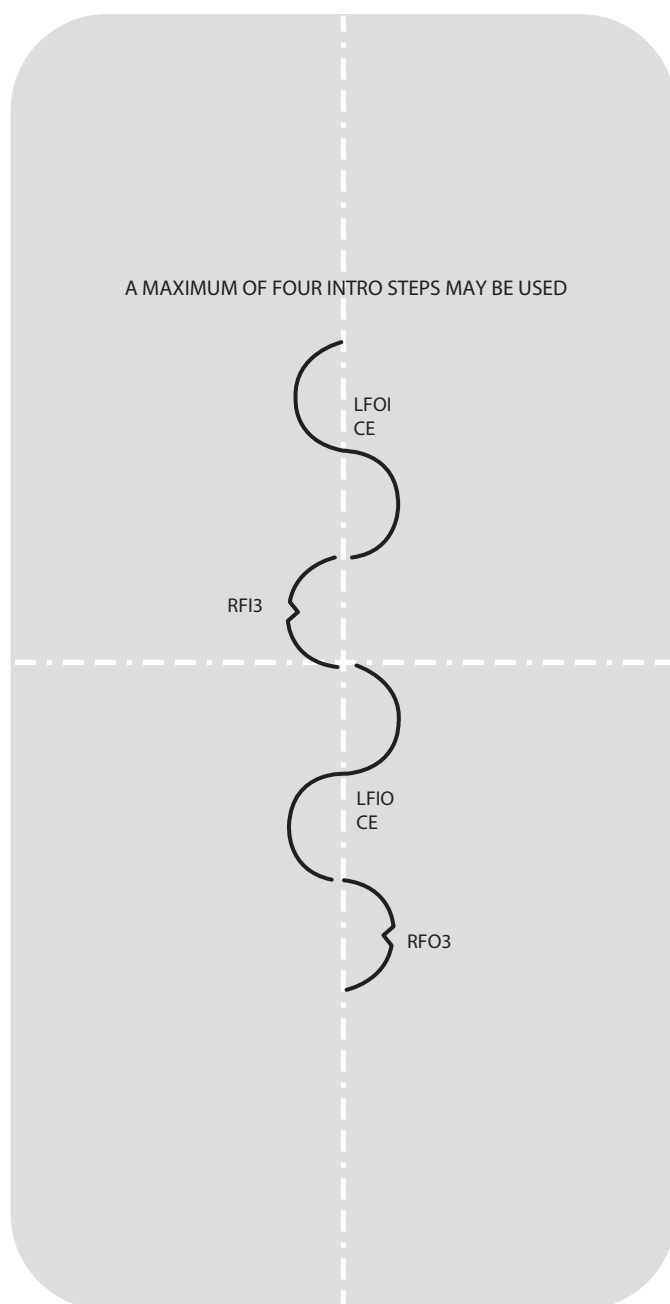
The skater will perform a right forward outside to inside change of edge into left forward inside three-turn, followed by a right forward inside to outside change of edge into left forward outside three-turn. This move will be performed down the length of the rink, in sequence. A maximum of four introductory steps may be used.



Adaptive Skating Gold 4

Alternating Left Forward Changes of Edge and Right Forward Three-Turns

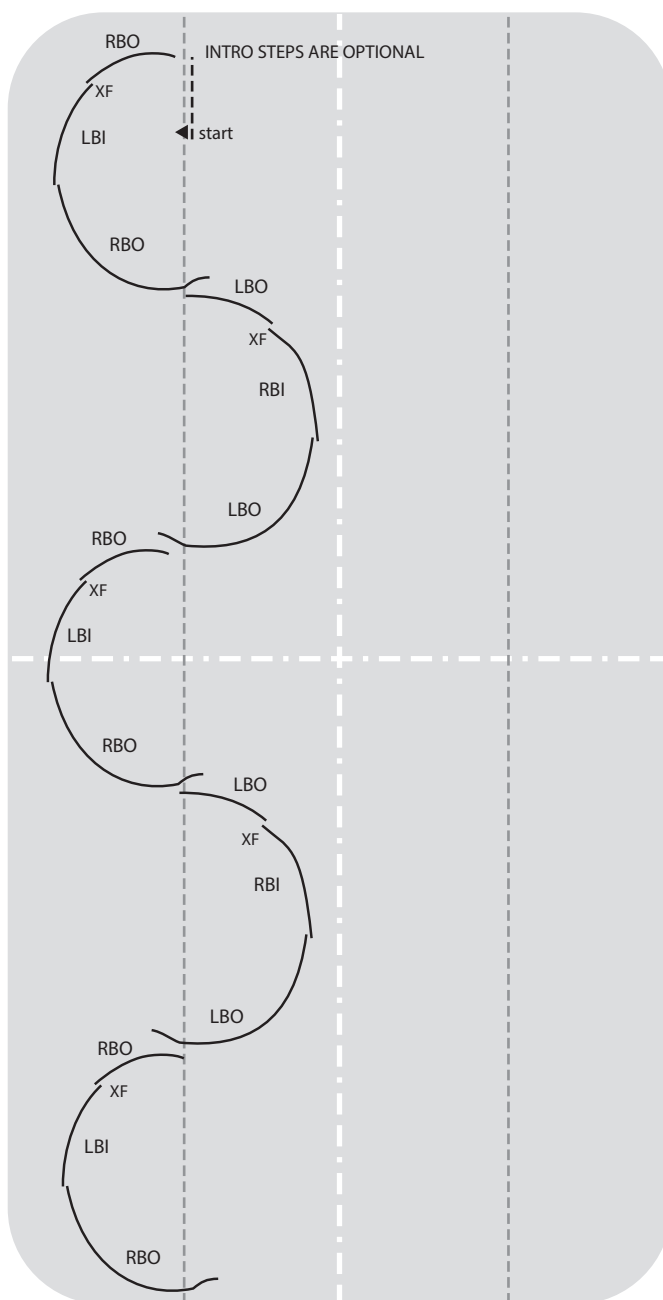
The skater will perform a left forward outside to inside change of edge into right forward inside three-turn, followed by a left forward inside to outside change of edge into right forward outside three-turn. This move will be performed down the length of the rink, in sequence. A maximum of four introductory steps may be used.



Adaptive Skating Gold 5

Alternating Backward Crossovers to Backward Outside Edges

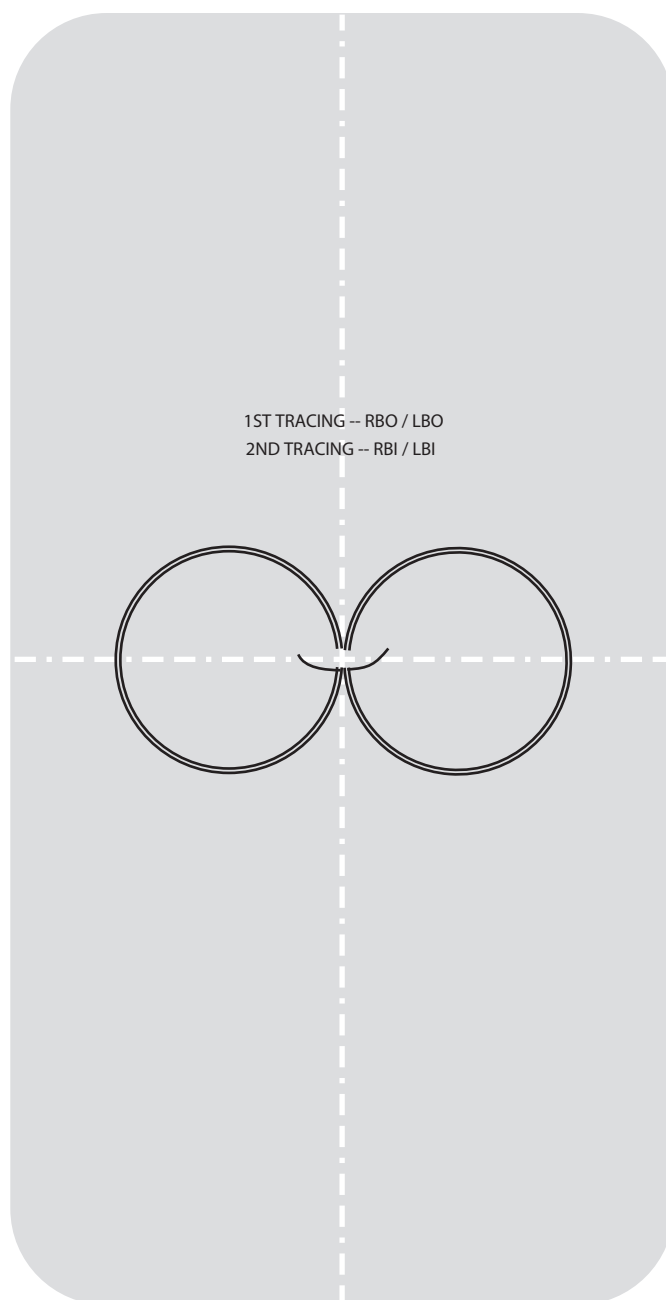
The skater will perform alternating backward crossovers to backward outside edges in consecutive half circles for one length of the rink. Four or five lobes should be skated. Introductory steps are optional.



Adaptive Skating Gold 6

Backward Circle Eight

The skater will push from a standing start onto a backward outside edge and complete one backward outside figure eight. Upon returning to center at the completion of the second circle, the skater will perform a backward inside figure eight by pushing onto a backward inside edge, thereby repeating the previously skated circle. The circles should be equal in size with each circle approximately three times the skater's height. The skater may mark the center. This move may start on either foot.



Pattern Dance Diagrams

Table of Contents for Pattern Dance Diagrams

DD 1.00 ...General	Dance-2
DD 2.00 ... Abbreviations (Refer also to Glossary of Dance Terms in Bylaws and Rules)	Dance-3
Timing of Dance Patterns Using ISU Music ⁺ (Revised 5/20/2008).....	Dance-4
Preliminary Pattern Dances	
Dutch Waltz.....	Dance-5
Canasta Tango	Dance-7
Rhythm Blues.....	Dance-9
Pre-Bronze Pattern Dances	
Swing Dance	Dance-11
Cha Cha.....	Dance-13
Fiesta Tango	Dance-15
Bronze Pattern Dances	
Hickory Hoedown	Dance-17
Willow Waltz.....	Dance-19
Ten-Fox	Dance-21
Pre-Silver Pattern Dances	
Fourteenstep	Dance-23
European Waltz	Dance-26
Foxtrot.....	Dance-29
Silver Pattern Dances	
American Waltz.....	Dance-32
Tango.....	Dance-35
Rocker Foxtrot	Dance-38
Pre-Gold Pattern Dances	
Kilian.....	Dance-41
Blues.....	Dance-44
Paso Doble	Dance-47
Starlight Waltz.....	Dance-51
Gold Pattern Dances	
Viennese Waltz.....	Dance-55
Westminster Waltz.....	Dance-59
Quickstep.....	Dance-63
Argentine Tango	Dance-66
International Pattern Dances	
Austrian Waltz.....	Dance-70
Cha Cha Congelado.....	Dance-75
Finnstep	Dance-79
Golden Waltz.....	Dance-85
Midnight Blues.....	Dance-91
Ravensburger Waltz	Dance-96
Rhumba	Dance-100
Silver Samba	Dance-103
Tango Romantica.....	Dance-107
Tea-Time Foxtrot.....	Dance-112
Yankee Polka.....	Dance-119

Dance Diagrams and Descriptions

DD 1.00 General

DD 1.01 The dance diagrams show for each dance the description and sequence of steps, their relation to the music, their relation to the longitudinal, continuous and transverse axes (rule 8101) and the partner positions. These relationships should be maintained as closely as possible for proper dance expression and execution.

DD 1.02 The diagrams are drawn with constant radii for each individual lobe centerline and with the length of tracing for each step in constant proportion to the total length of pattern centerline, the total number of steps in the pattern and the number of beats of music designated for each step (e.g. the length of tracing for a four-beat step is shown twice as long as a two-beat step, four times as long as a one-beat step, etc.). This latter relationship ideally assumes that the dancer travels along the pattern centerline at a constant speed.

DD 1.03 The diagrams show as clearly as possible the direction and curvature of each edge as well as their relationship on the ice. Although the dances should be skated with strong edges and as much expression as possible, dancers should be careful to retain the prescribed relationship of edges to the axes. However, the curvature and the length of tracings are not to be taken too literally, and the actual skating of the dance in these respects may diverge somewhat from the printed diagram (e.g. the dancer in accelerating during power strokes and decelerating during other steps where no impetus is gained may thereby increase or decrease the length of tracing and the radii of the lobes respectively). The permissible divergence does not include skating the curvatures and length of steps in such a manner that the pattern and the lobes are distorted or that some edges become flats or nearly flats.

DD 1.04 The duration of each step, in number of beats, is shown by the numbers placed alongside the inside of the tracing of each step. For steps containing one-foot turns, the number of beats before and after the turn are shown rather than the total number of beats of the step (e.g. Rocker Foxtrot, 1 + 3 for a four-beat step with a rocker on beat two).

DD 1.05 The steps for each dance are numbered on the diagrams, for easy reference, beginning with the first step of the dance (e.g. 1-LFO, 2-RFI, etc.).

DD 1.06 All steps are open strokes (rule 8104 (G)) unless specifically indicated otherwise.

DD 1.07 The notation "SC" indicates that a slight change of edge (or rock-over) should be made at the end of one edge to facilitate the take off of the following edge. This slight change of edge should not be confused with the definite change of edge called for in some of the dances (e.g. Step 8 of the Fiesta Tango), since it is merely a rock-over of the skate blade to an inside edge which is made after the free foot has been drawn down beside the skating foot for the take off of the next step.

DD 1.08 The diagrams for the international dances correspond generally to those contained in the ISU regulations. However, since some slight differences may exist, dancers planning to take ISU tests or to compete in international competitions should refer to the current ISU regulations.

DD 1.09 The Fourteenstep pattern, when skated in a dance session where more than four couples are dancing at the same time and the rink size permits, should be lengthened by including Steps 1 to 4 twice along the side of the rink; thus, the number of steps in the pattern is increased from 14 to 18. See also 6078 (B).

DD 1.10 See Dance Glossary for definitions of axes, lobe, pattern, dance positions, steps, turns and requirements for introductory steps.

DD 1.11 See Dance Music section for timing of dance patterns and definitions of music terms.

DD 1.12 See DD 2.00 for lists of abbreviations and their meanings.

DD 1.13 Dance descriptions specify for each dance: The music, tempo, pattern timing, pattern requirement, test category, if an international dance, the inventors, where first performed, the character of the dance and special details and requirements. The descriptions complement the diagrams and should be studied in conjunction with them to fully understand all requirements including those for interpretation and expression.

DD 1.14 For the European Waltz and the American Waltz for tests only, the skater may begin the dance on the short axis of the rink. For competitions, the dance must begin with Step 1.

DD 2.00 Abbreviations (Refer also to Glossary of Dance Terms in Bylaws and Rules)

Code	Meaning	Code	Meaning
3.....	Three-turn	QopMo	Quick open Mohawk
Alt. O.S.	Alternating Outside position	R.....	Right (foot)
B.....	Back (Backward) — direction of travel	R.....	Roll — used in combination of abbreviations designating Movements
B.....	Behind — relationship of one foot to the other	Rev. Kilian ..	Reversed Kilian position
BK.....	Bend Knee	Rev. O.S.	Reversed Outside position
BKWD	Backward — direction of free leg/foot	Rk/Roc	Rocker
Br.....	Bracket	Run.....	see rule 8104 (G)
CE	Change Edge	S	Stroke
Ch.....	Chassé	SC.....	Slight Change of edge
Cho.....	Choctaw	Seq.....	Sequence of steps
cl.....	closed	Siz	Scissors
clCho	closed Choctaw	sl.....	slide
clMo	closed Mohawk	slCh	slide Chassé
CR	cross Roll	SR.....	Swing Roll
Ctr	Counter	sw	swing
Dbl.....	Double	swCho	swing Choctaw
DD.....	Dance Diagram/Description	swclCho.....	swing closed Choctaw
swMo.....	swing Mohawk	swclMo.....	swing closed Mohawk
F	Forward — direction of travel	swCtr.....	swing Counter
F	(in) Front — relationship of one foot to the other	swopCho	swing open Choctaw
Ft.	Foot	swopMo.....	swing open Mohawk
FWD.....	Forward — direction of free leg/foot	swRk/Roc....	swing Rocker
I	inside edge	Twz.....	Twizzle
L	Left (foot)	Wtz 3	Waltz Three-turn
Mo	Mohawk	X.....	cross
O.....	Outside edge	XB	cross step Behind
op.....	open	XBCh	cross step Behind Chassé
opCho	open Choctaw	XCh	cross Chassé
opMo	open Mohawk	XF	cross step in Front
opS	open stroke	XFCh.....	cross step in Front Chassé
Opt.....	Optional	XopCho	crossed open Choctaw
ov.....	over	XS	cross Stroke
Part. O.S.	Partial Outside position	XslCh	cross slide Chassé
pr	Progressive	XSR.....	cross Swing Roll
Q.....	Quick	XswCho.....	cross swing Choctaw
QclCho	Quick closed Choctaw	XswMo.....	cross swing Mohawk
QclMo	Quick closed Mohawk		
qcs	Quick Cross Over Slip		
QopCho	Quick open Choctaw		

Combination Examples

RFO.....	Right Forward Outside edge
LBI	Left Back Inside edge
RFOI	Right Forward Outside edge change to inside edge
LFI-slCh	Left Forward Inside edge slide Chassé
RBO-XFCh	Right Back Outside edge cross step in Front Chassé
L Ft. Siz-R Ft. FWD.....	Left Foot Scissors with Right Foot Forward
Opt.-slCh.....	Optional — slide Chassé
Qsw opMO.....	Quick swing open Mohawk

Timing of Dance Patterns Using ISU Music⁺ (Revised 5/20/2008)

Dance	Tempo		Competition Intro		Pattern Time					
	Beat/Min	Meas/Min	Beat	Secs	1	2	3	4	5	6
Dutch Waltz	138	46 (3/4)	24	10.4	:21	:42	1:03	1:23		
Canasta Tango	104	26 (4/4)	32	18.5	:16	:32	:48	1:05		
Rhythm Blues	88	22 (4/4)	16	10.9	:22	:44	1:05	1:27		
Swing Dance	96	24 (4/4)	16	10.0	:40	1:20	2:00	2:40		
Cha Cha	100	25 (4/4)	32	19.2	:19	:38	:58	1:17		
Fiesta Tango	108	27 (4/4)	32	17.8	:18	:36	:53	1:11		
Hickory Hoedown	104	26 (4/4)	32	18.5	:23	:46	1:09	1:32		
Willow Waltz	138	46 (3/4)	24	10.4	:23	:47	1:10	1:34		
Ten-Fox	100	25 (4/4)	32	19.2	:19	:38	:58	1:17		
Fourteensstep*	112	28 (4/4) 56 (2/4)	32	17.1	:11	:21	:32	:43		
European Waltz*	135	45 (3/4)	24	10.7	:24	:48	1:12	1:36		
Foxtrot	100	25 (4/4)	32	19.2	:17	:34	:50	1:07		
American Waltz	198	33 (6/8)	48	14.6	:29	:58	1:27	1:56		
Tango	108	27 (4/4)	32	17.8	:29	:58	1:27	1:56		
Rocker Foxtrot	104	26 (4/4)	32	18.5	:16	:32	:48	1:05		
Kilian	116	29 (4/4) 58 (2/4)	32	16.5	:08	:17	:25	:33	:41	:50
Blues	88	22 (4/4)	32	21.8	:25	:49	1:14	1:38		
Paso Doble	112	28 (4/4) 56 (2/4)	32	17.1	:17	:34	:51	1:09		
Starlight Waltz	174	29 (6/8)	48	16.6	:35	1:10	1:46	2:21		
Viennese Waltz	156	26 (6/8)	48	18.4	:23	:46	1:09	1:32		
Westminster Waltz	162	27 (6/8)	48	17.8	:29	:58	1:27	1:56		
Quickstep	112	28 (4/4) 56 (2/4)	32	17.1	:15	:30	:45	1:00		
Argentine Tango	96	24 (4/4)	32	20.0	:35	1:10	1:45	2:20		
Rhumba	176	44 (4/4)	32	10.9	:15	:30	:45	1:00		
Austrian Waltz	180	30 (6/8)	48	16.0	:49	1:38	2:27	3:16		
Cha Cha Congelado	116	29 (4/4)	32	16.5	:33	1:07	1:40	2:13		
Yankee Polka	120	30 (4/4) 60 (2/4)	32	16.0	:32	1:04	1:36	2:08		
Ravensburger Waltz	198	33 (6/8)	48	14.6	:29	:58	1:27	1:56		
Tango Romantica	112	28 (4/4)	32	17.1	:51	1:43	2:34	3:26		
Tea-Time Foxtrot	108	27 (4/4)	32	17.8	:58					
Silver Samba	108	27 (4/4)	32	17.8	:29	:59	1:28	1:57		
Golden Waltz	186	31 (6/8)	48	15.4	:59	1:58	2:57	3:56		
Midnight Blues	88	22 (4/4)	32	21.8	:49	1:38				
Finnstep	104	52 (2/4)	32	18.5	:38	1:16	1:54			

* Standard Competition Pattern

⁺The Skater's Choice Pattern Dance Timing Chart is published on the Members Only site.

DUTCH WALTZ

MUSIC RHYTHM: Waltz 3/4
TEMPO: 46 three-beat measures per minute; 138 beats per minute

ISU MUSIC
INTRODUCTION: 24 beats, 10.4 seconds

PATTERN-TIMING: 1 = :21; 2 = :42; 3 = 1:03; 4 = 1:23

DURATION: Test 2 = :42
Competition (with key points) 3 = 1:03
Competition (no key points) 2 = :42
Adult Competition 2 = :42

SKATER'S
CHOICE TIMING: See Skater's Choice Pattern Dance Timing Chart on the Members Only site

PATTERN: Set

TEST: Preliminary

The Dutch Waltz is skated in Kilian position, and both partners skate the same steps. The dance is skated to slow, deliberate waltz music and consists mostly of progressive sequences and long swing rolls. This is an easy dance for beginners consisting of forward edges only, and allows skaters to devote their attention to the dance steps in relation to the musical rhythm of the waltz.

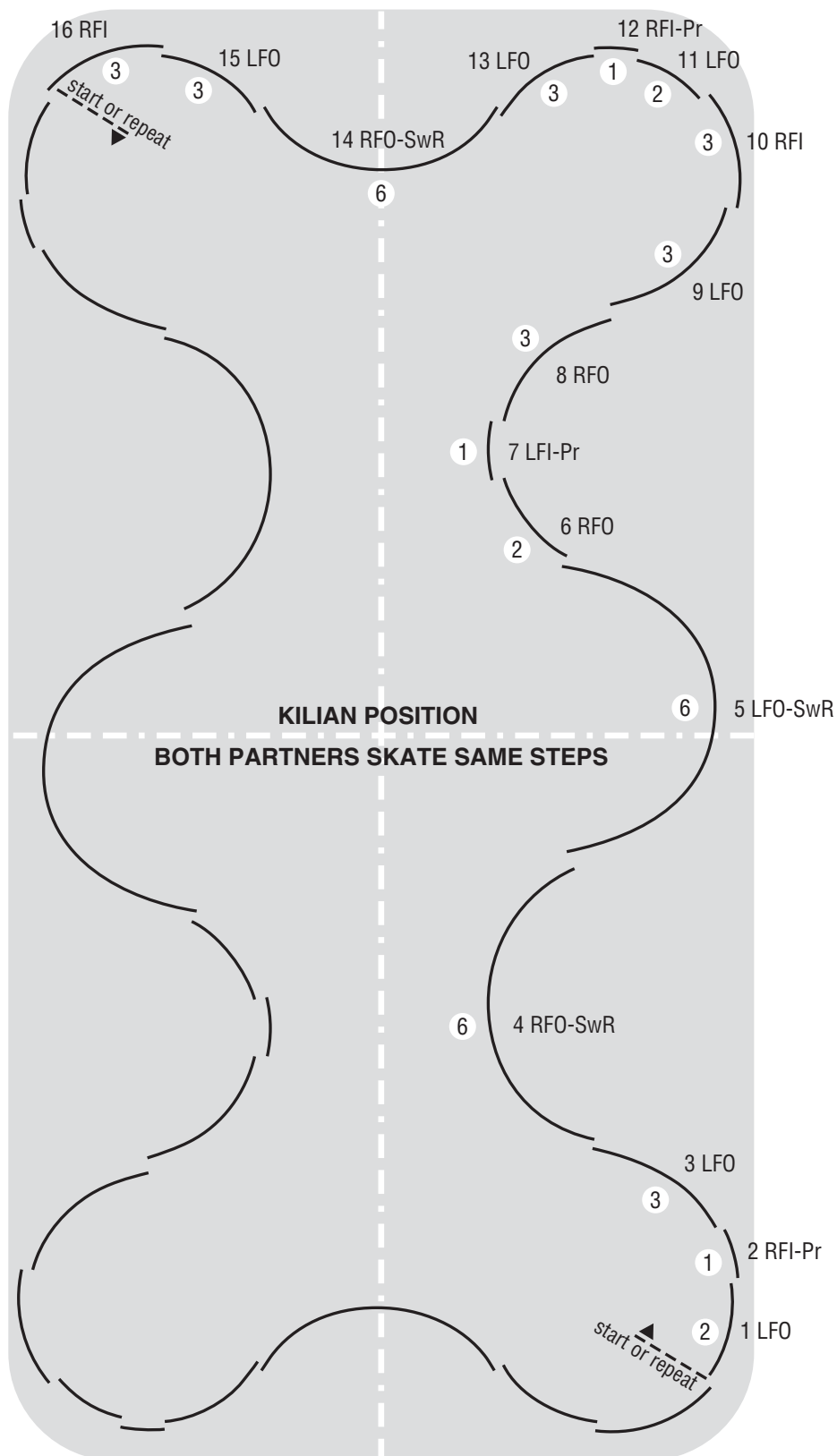
Special attention should be given to the number of beats for each step in the progressive sequences in order to express the waltz rhythm of 2-1-3.

Erect, natural body position, good carriage and easy flow without too much effort are desired in the dance. The partners should strive for unison of free leg swings and for soft knee action in time with music.

INVENTOR: George Muller

FIRST PERFORMED: Broadmoor Ice Palace, Colorado Springs, Colo., 1948

DUTCH WALTZ — SET PATTERN DANCE



CANASTA TANGO

MUSIC RHYTHM: Tango 4/4
TEMPO: 26 four-beat measures per minute; 104 beats per minute

ISU MUSIC
INTRODUCTION: 32 beats, 18.5 seconds

PATTERN-TIMING: 1 = :16; 2 = :32; 3 = :48; 4 = 1:05

DURATION: Test 2 = :32
Competition 3 = :48
Adult Competition 2 = :32

SKATER'S
CHOICE TIMING: See Skater's Choice Pattern Dance Timing Chart on the Members Only site

PATTERN: Set

TEST: Preliminary

The Canasta Tango is skated in Reversed Kilian position, and both partners skate the same steps. It is a dance consisting of forward edges only and introduces the tango rhythm to skaters at the preliminary test level.

Particular attention should be given to the skating of the chassé at Step 4, and the two slide chassés at Steps 7 and 10. The use of appropriate knee action on the slide chassés can help in expressing the tango rhythm.

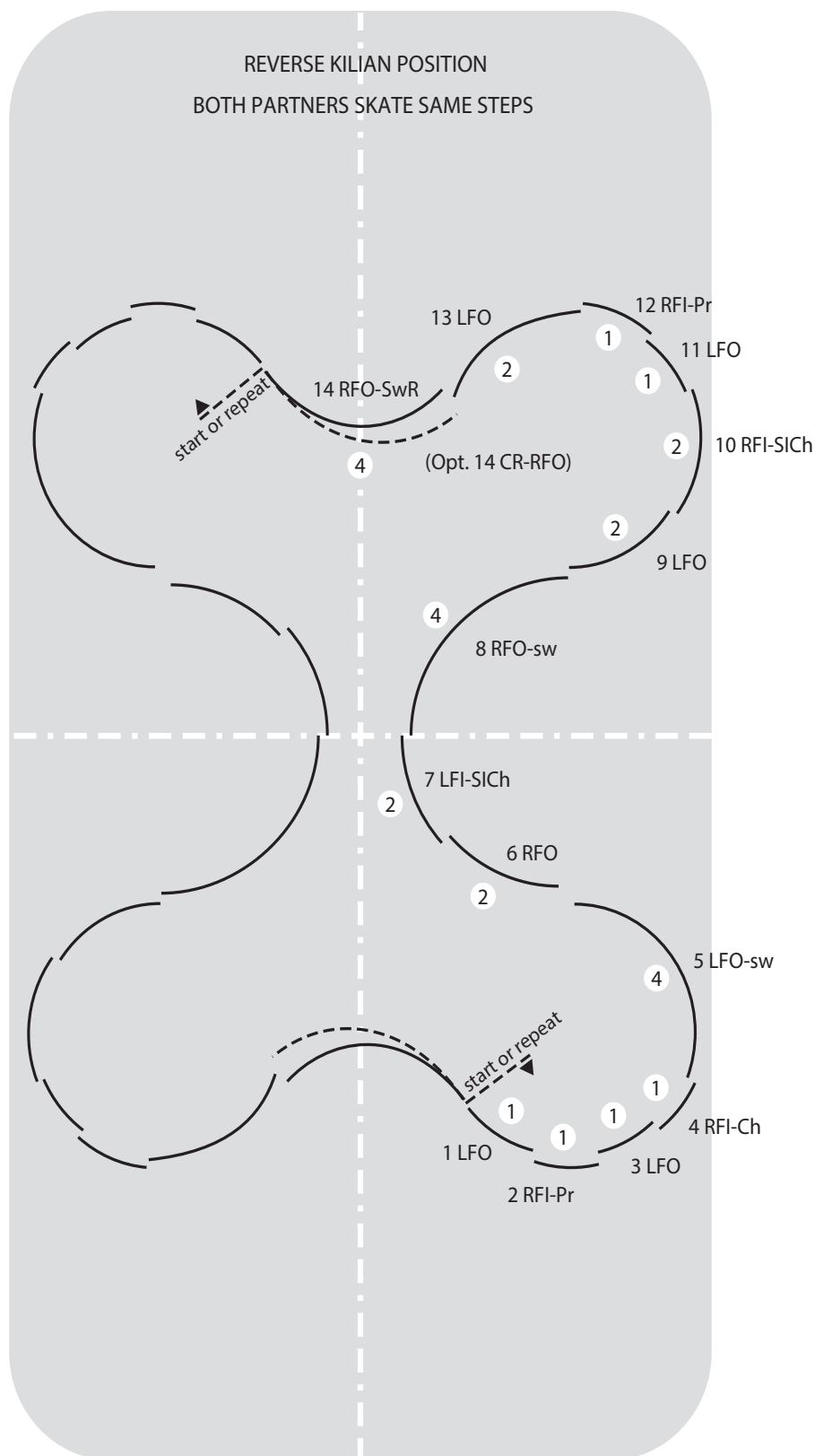
Note that Step 14 may be started, optionally, with a cross stroke. A stroking action by the left foot should be evident and a toe push is to be avoided.

Neat footwork, good edges, tango expression, extension and good carriage should be maintained throughout the dance.

INVENTOR: James B. Francis

FIRST PERFORMED: The University Skating Club, Toronto, Canada, 1951

CANASTA TANGO — SET PATTERN DANCE



RHYTHM BLUES

MUSIC RHYTHM:	Blues 4/4
TEMPO:	22 four-beat measures per minute; 88 beats per minute
ISU MUSIC INTRODUCTION:	16 beats, 10.9 seconds
PATTERN-TIMING:	1 = :22; 2 = :44; 3 = 1:05; 4 = 1:27
DURATION:	Test 2 = :44 Competition 3 = 1:05 Adult Competition 2 = :44
SKATER'S CHOICE TIMING:	See Skater's Choice Pattern Dance Timing Chart on the Members Only site
PATTERN:	Set
TEST:	Preliminary

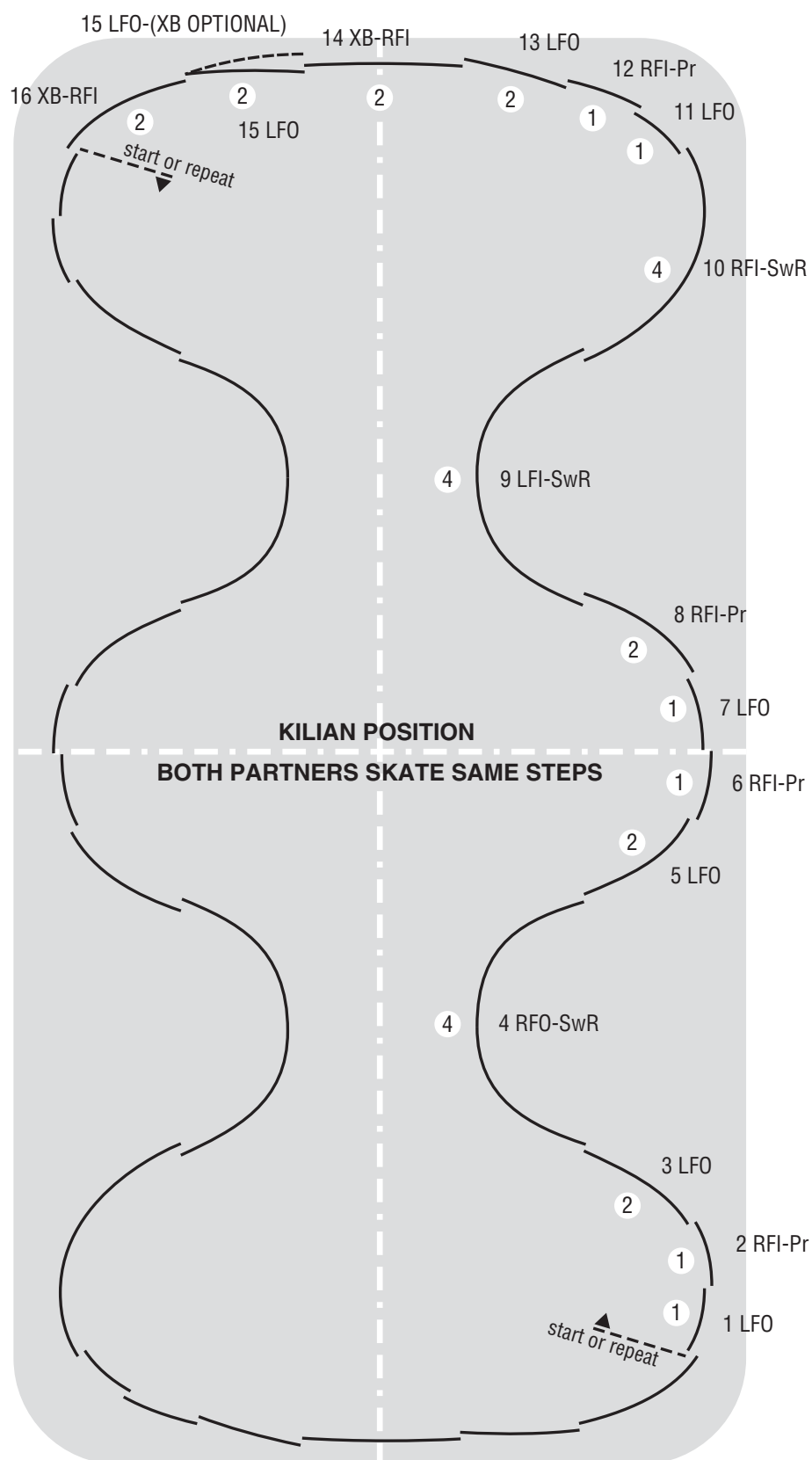
The Rhythm Blues is skated in Kilian position, and both partners skate the same steps. A slow tempo and forward skating make this dance appear deceptively simple. However, correct timing, pattern and proper expression are required to make the dance pleasing to watch. Attention to depth of edges and proper curvature of lobes is essential. Care must also be taken to fully complete lobes on the correct edge. Partners must utilize knee bends and free leg extensions for blues interpretation, as well as smooth, flowing movement.

Skated in Kilian position throughout, the dance begins with a progressive sequence and outside swing roll. Timing becomes more intricate with Steps 5 to 10. Step 5 must be held for two full beats as it begins a "promenade" sequence similar to that before the choctaw in the pre-gold Blues. Steps 6 and 7 are each one beat, Step 8 is two beats and Steps 9 and 10 are forward inside swing rolls each beginning on beat three of the bar. These swing rolls allow for blues expression and require well-timed free leg swings. Strong progressive strokes, Steps 11 to 13, are needed to maintain speed through the cross behinds, so there is no struggle to regain speed on the repeat. The XBs, which complete the dance, must be crisp and precise, accompanied by soft knee action and a rounded end pattern. Note that the XB-LFO on Step 15 is optional. Step 15 may be skated as an open stroke.

INVENTOR: Robert Craigin

HISTORY: Originally a roller skating dance, the Rhythm Blues was originally selected for the pre-bronze dance test in 1988 after being suggested by Bette Wilson of the Utah FSC.

RHYTHM BLUES — SET PATTERN DANCE



SWING DANCE

MUSIC RHYTHM:	Foxtrot 4/4 or Schottische 2/4
TEMPO:	24 four-beat measures per minute; 96 beats per minute
ISU MUSIC	
INTRODUCTION:	16 beats, 10 seconds
PATTERN-TIMING:	1 = :40; 2 = 1:20; 3 = 2:00; 4 = 2:40
DURATION:	Test 2 = 1:20 Competition 2 = 1:20 Adult Competition 2 = 1:20
SKATER'S	
CHOICE TIMING:	See Skater's Choice Pattern Dance Timing Chart on the Members Only site
PATTERN:	Set
TEST:	Pre-bronze

This dance introduces beginning dancers to a fourth basic rhythm and presents a relaxed method of changing from forward to backward skating. It requires the man to learn to lead and the lady to follow while skating backward as well as forward.

While the dance diagram shows correct curvature of edges and lobes, such depth of curvature should not be expected from a skater at this level. It does, however, present a goal toward which the skater should aim.

It should be noted that Steps 1 to 8 and 16 to 23 are similar in pattern and character and are skated in closed position. These steps are skated both forward and backward by each partner to complete a pattern of the dance.

The hand-in-hand position as specified on the dance diagram for Steps 9 to 13 and 24–28 allows the skater traveling backward to step forward easily and to proceed in a relaxed manner, right hand in partner's left. While both partners skate forward, a separation of at least 24 inches is desirable. These steps should be skated with soft knee action and the appearance of arms during this part of the dance is left to the discretion of the skaters. Closed position is resumed in time for Step 14 or 29.

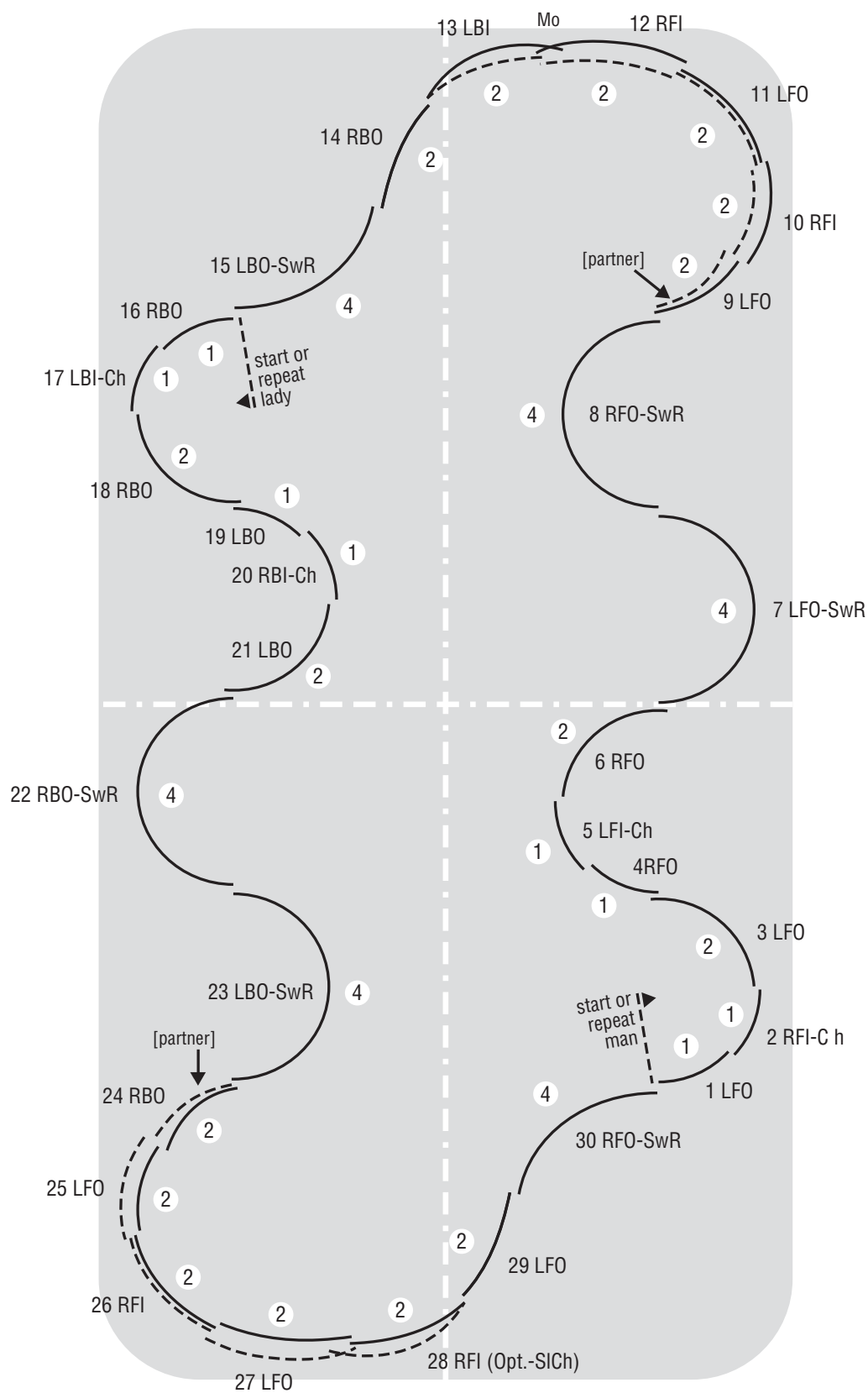
Any type of forward inside uncrossed mohawk is permissible as long as the balance and control are good and the execution is pleasing to watch.

Step 28 may be either an open stroke or a slide chassé.

INVENTOR: Hubert Sprott

FIRST PERFORMED: Broadmoor Ice Palace, Colorado Springs, Colo., 1948

SWING DANCE — SET PATTERN DANCE



CHA CHA

MUSIC RHYTHM:	Cha Cha 4/4
TEMPO:	25 four-beat measures per minute; 100 beats per minute
ISU MUSIC	
INTRODUCTION:	32 beats, 19.2 seconds
PATTERN-TIMING:	1 = :19; 2 = :38; 3 = :58; 4 = 1:17
DURATION:	Test 2 = :38 Competition 3 = :58 Adult Competition 2 = :38
SKATER'S	
CHOICE TIMING:	See Skater's Choice Pattern Dance Timing Chart on the Members Only site
PATTERN:	Set
TEST:	Pre-bronze

The dance may be skated in open or Kilian position, and both partners skate the same steps. It is important that skaters reflect the unusual rhythm of this dance with free leg expression as well as appropriate upper body and head positions. Accurate timing is essential to the feeling of the dance as a whole. Maintaining the tempo while achieving some edge depth should be a priority.

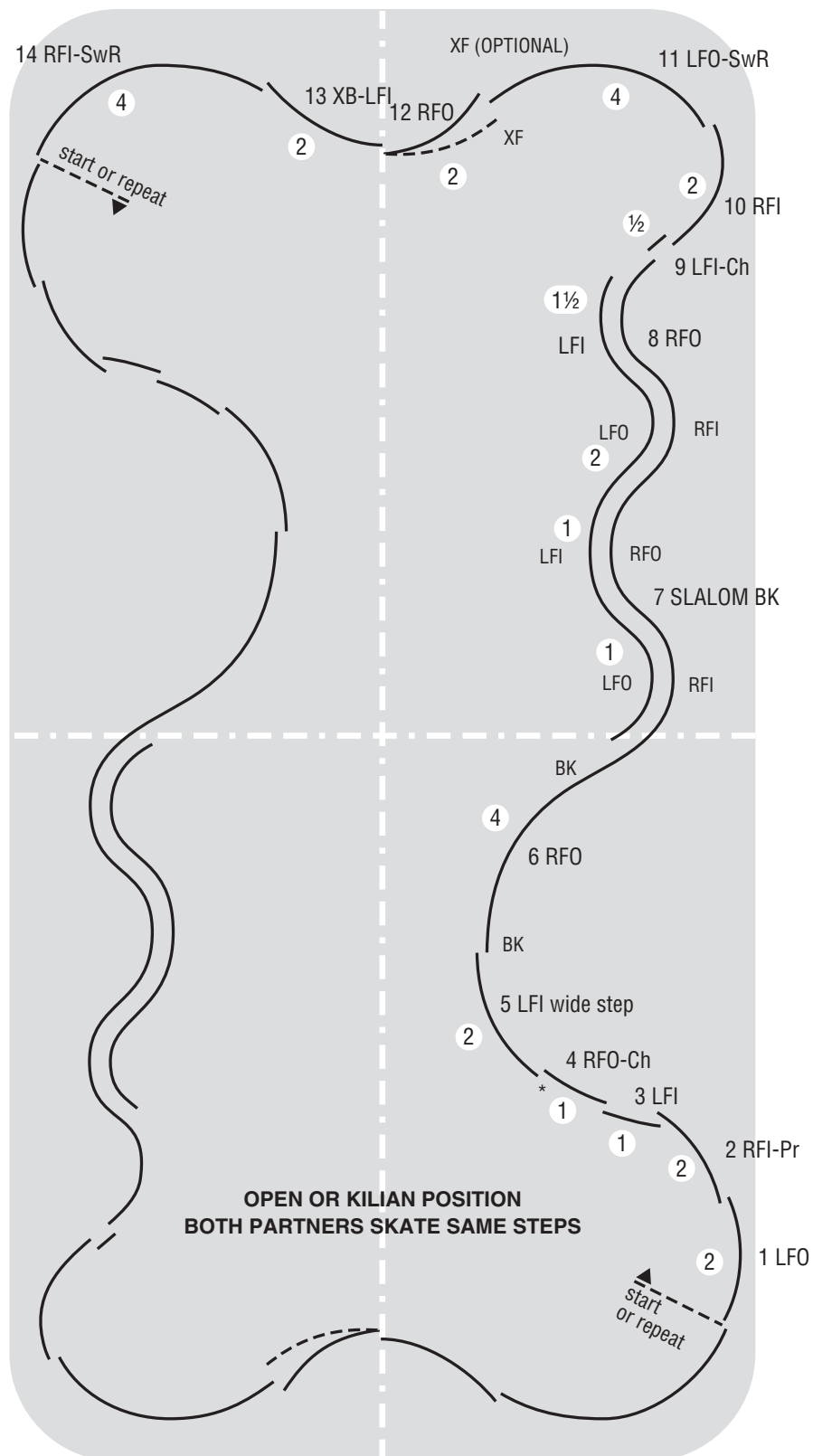
The dance begins with a two-beat LFO followed by a two-beat RFI progressive (Step 2). This is, in turn, followed by a quick chassé sequence commencing on a LFI edge (Step 3). The last step of the chassé sequence is a slight widestep to the top of the lobe.

Step 6 starts with a four-beat edge with the free leg expression free but consistent with the Cha Cha rhythm. Beat four begins the two-foot slalom (Step 7) with the knees bent. The knees should rise and fall at the transitions with the hips twisting underneath (independent of the shoulders) to create the slalom motion. The power is attained on the curves by pressure, first with the RFI edge, then LFI, and finally RFI. The last RFI should be slightly deeper to allow for a good transition and push to Step 8 on beats four and one. The two foot slalom remains on two feet until the push onto the RFO edge PRIOR to Step 9. Step 8 should end parallel to the longitudinal axis. Step 9 is a half-beat just before Step 10 — a two-beat RFI.

Step 11 is a rather deep LFO swing roll. Free leg action on Steps 11 and 14 is left to the discretion of the skater. The free leg may be brought forward and extended or brought only to the skating foot and extended back again. Step 12 is an optional XF. It may be skated as an open stroke or transition. Step 13 is an XB. Step 14 is a RFI swing roll which completes the dance.

INVENTOR: Helen Gage Moore. The dance was submitted by Sandy Lamb.

CHA CHA — SET PATTERN DANCE



FIESTA TANGO

MUSIC RHYTHM:	Tango 4/4
TEMPO:	27 four-beat measures per minute; 108 beats per minute
ISU MUSIC	
INTRODUCTION:	32 beats, 17.8 seconds
PATTERN-TIMING:	1 = :18; 2 = :36; 3 = :53; 4 = 1:11
DURATION:	Test 2 = :36 Competition 3 = :53 Adult Competition 2 = :36
SKATER'S	
CHOICE TIMING:	See Skater's Choice Pattern Dance Timing Chart on the Members Only site
PATTERN:	Set
TEST:	Pre-bronze

In the Fiesta Tango, both partners skate the same steps. The tempo of the Fiesta Tango is a slow tango rhythm, and partners should strive for upright carriage, soft knee action, easy flow and smooth, uniform leg swings.

The couple is in Reversed Kilian hold commencing with Step 1 through Step 10. The couple changes to Kilian hold at Step 11, and the hold is maintained until the restart of the dance.

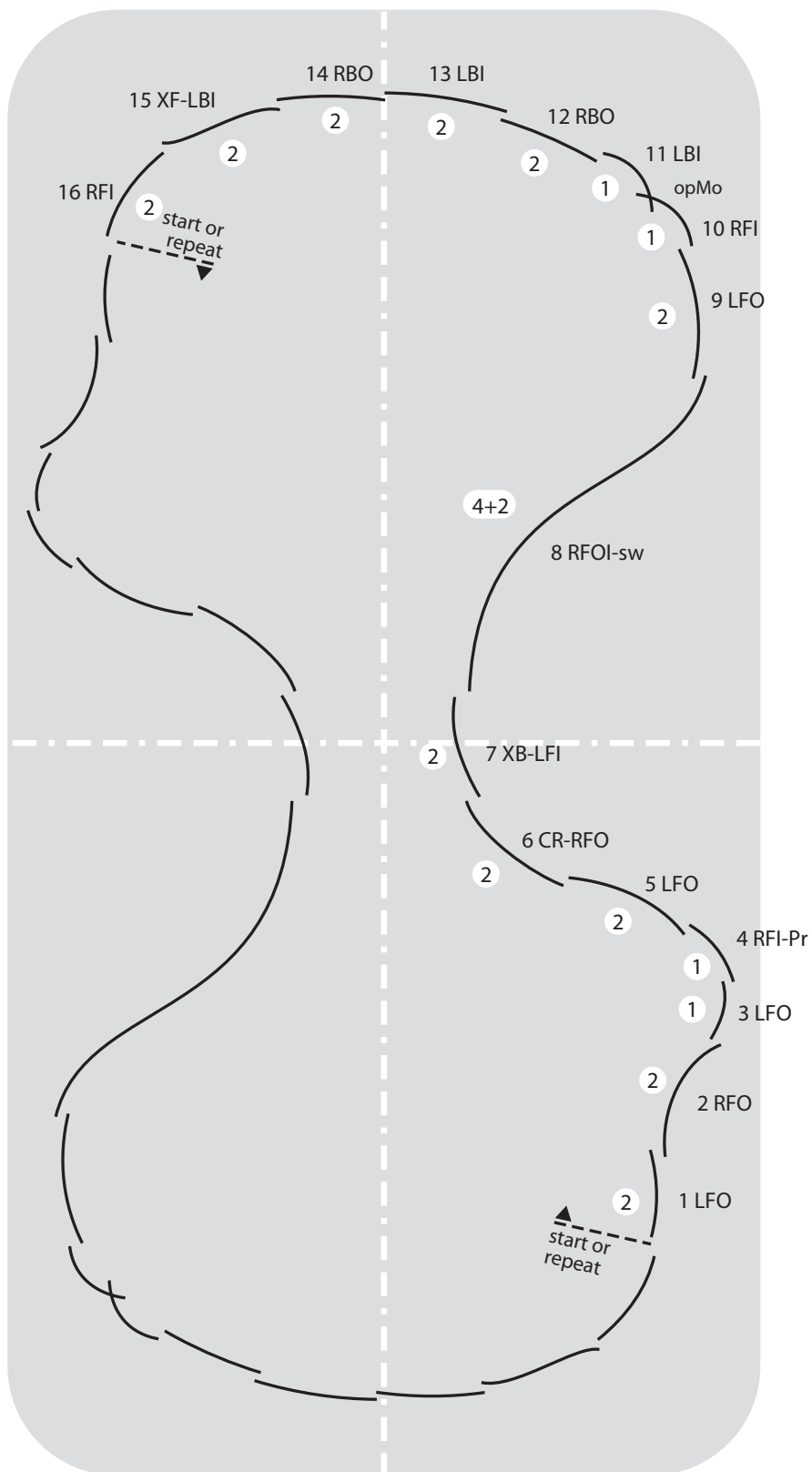
Step 8 allows for very pleasing interpretation. It is begun with an open stroke followed by a swing at the third count of the step. For the remaining counts of the step, there are no restrictions as to the use of the free leg, and this can add a great deal to the interpretation of the tango expression. Note, however, the change of edge must be executed on the correct beat of music as shown on the dance diagram.

The sequence of steps in this dance allows for easy, rhythmic movements, and partners should be able to interpret the music and skate the steps in a very pleasing style.

INVENTOR: George Muller

FIRST PERFORMED: Broadmoor Ice Palace, Colorado Springs, Colo., 1948

FIESTA TANGO — SET PATTERN DANCE



HICKORY HOEDOWN

MUSIC RHYTHM: Country-Western (Hoedown) 4/4
TEMPO: 26 four-beat measures per minute; 104 beats per minute

ISU MUSIC
INTRODUCTION: 32 beats, 18.5 seconds

PATTERN-TIMING: 1 = :23; 2 = :46; 3 = 1:09; 4 = 1:32

DURATION: Test 2 = :46
Competition 3 = 1:09
Adult Competition 2 = :46

SKATER'S
CHOICE TIMING: See Skater's Choice Pattern Dance Timing Chart on the Members Only site

PATTERN: Set

TEST: Bronze

The music for the Hickory Hoedown should be derived from formal square dancing and convey the feeling of country-western style. The dance should reflect enjoyment and flair throughout. The prescribed free leg action, showing good control and supple knee action, will add crispness and accent the character of this dance.

The Hickory Hoedown is a symmetrical half-rink pattern dance, where position is optional, Steps 1 to 17. After Step 17, closed position is assumed. At the repeat of the dance, the skaters resume optional position.

Steps 1 to 3 and 4 to 6 are two chassés done simultaneously by both partners first toward the longitudinal axis then away but progressing generally up the ice at a fairly rapid pace. These are followed by a progressive sequence (Steps 7 to 9) that curves sharply toward center and a slide chassé begun with a RFO cross roll (Step 10), the slide (Step 11) and the exit edge (Step 12). Step 11 (and Step 16) are three beats in length.

At Step 11 (and 16) a new type of free leg expression is introduced. The free leg should extend forward on the first part of the edge, then bend at the knee, causing the foot itself to travel back to the skating knee. Additional free leg expression at this point is permitted as long as it is appropriate for the dance.

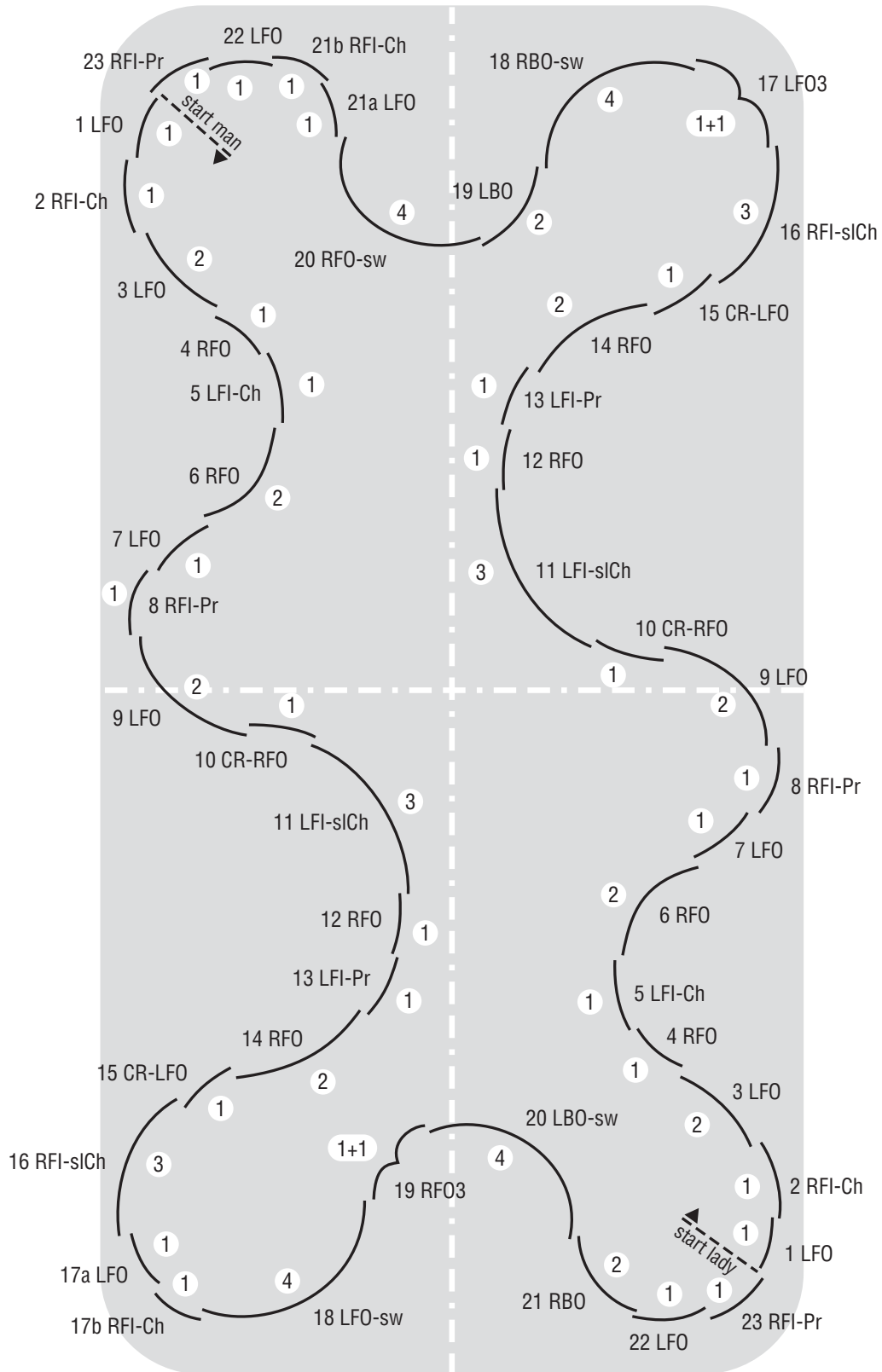
Step 12 begins the identical sequence in the opposite direction with the progressive (Steps 12 to 14), a LFO cross roll (Step 15), the slide (Step 16), and the exit LFO for the man (Step 17a) with a LFO three for the lady executed on a fairly deep edge that curves around the corner. Step 18 is a four-beat swing of the free leg for both partners followed by a rapid three-turn for the man and two more four-beat swings in the opposite direction (Step 20). Steps 21 to 22 form a quick, somewhat difficult RBO-LFO back-forward transition for the man while the lady executes a forward chassé then progressive sequence to complete the dance in open position.

The Hickory Hoedown is a light, carefree and airy dance which must be skated with a square dance feeling. Because of identical sequences in both directions, the content of the dance is largely symmetrical. Therefore, well-controlled knee bends, deep and well controlled edges, and firm and exaggerated leg extensions are essential for appropriate expression in this dance.

INVENTORS: Wendy Weinstock Mlinar, Holly Genola Cole and H. Theodore Graves

FIRST PERFORMED: Hickory Hill FSC, Harvey School Rink, Jan. 25, 1987

HICKORY HOEDOWN — SET PATTERN DANCE



WILLOW WALTZ

MUSIC RHYTHM: Waltz 3/4
TEMPO: 46 three-beat measures per minute; 138 beats per minute

ISU MUSIC
INTRODUCTION: 24 beats, 10.4 seconds

PATTERN-TIMING: 1 = :23; 2 = :47; 3 = 1:10; 4 = 1:34

DURATION: Test 2 = :47
Competition (with key points) 3 = 1:10
Competition (no key points) 2 = :47
Adult Competition 2 = :47

SKATER'S
CHOICE TIMING: See Skater's Choice Pattern Dance Timing Chart on the Members Only site

PATTERN: Set

TEST: Bronze

The Willow Waltz presents a variety of turns, steps, and sequence of steps for skaters at the bronze test level. Correct timing and execution throughout are necessary to express the rhythm and flow of this dance. Special attention of both partners should focus on clean, distinct (not slurred), rhythmic progressive and chassé sequences executed with soft knee action and gliding movement. The timing of these sequences must be in the definite waltz rhythm of 2-1-3 counts per step, respectively.

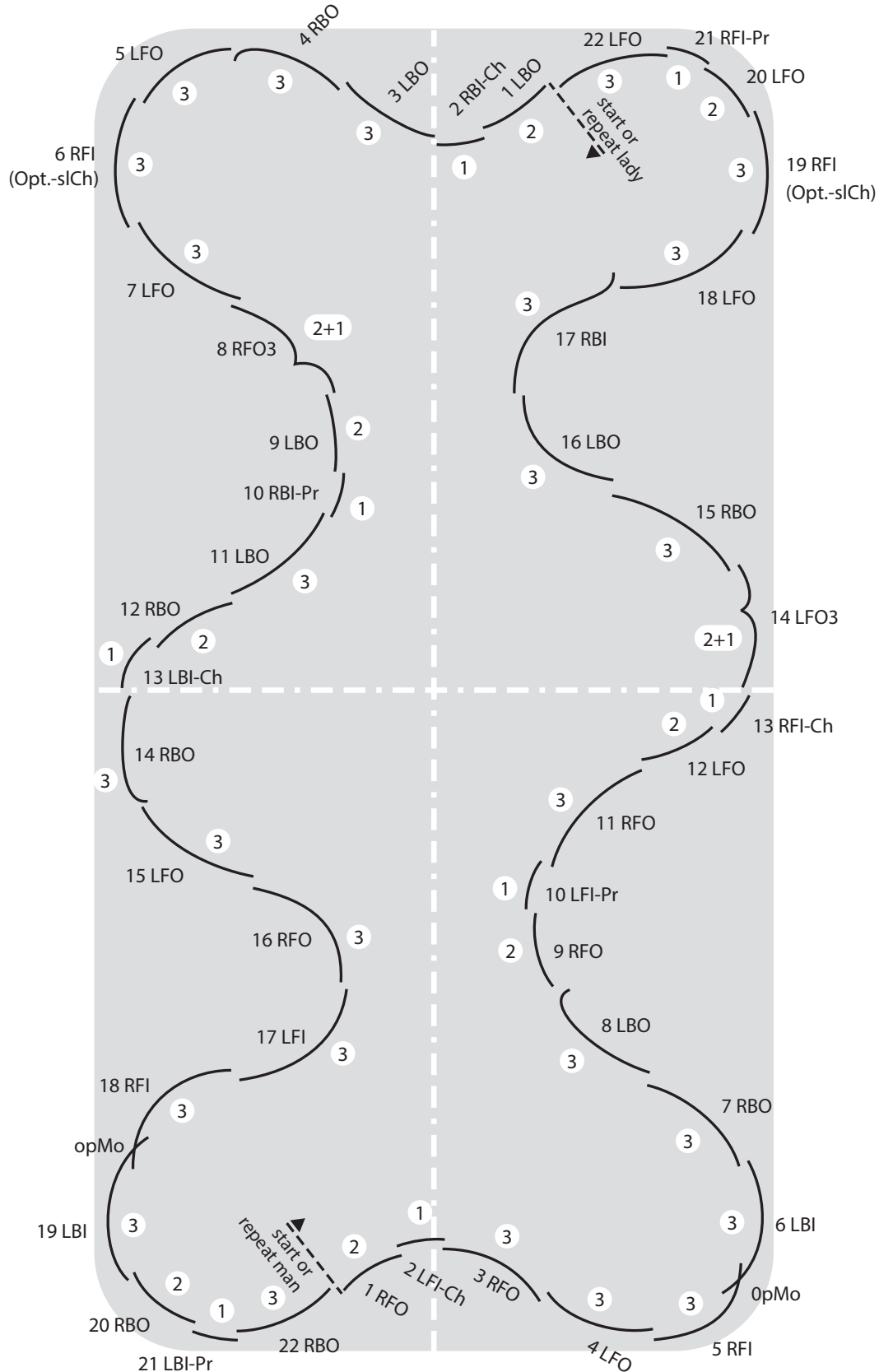
The lady's Step 6 and the man's Step 19 may be either open strokes with the free legs in counter-position or slide chassés with the free legs in matching position.

Erect carriage and unison should be maintained throughout. Partners should skate close together and strive for neat footwork without wide stepping. Good flow and pace are desirable and should be obtained without effort and visible pushing.

INVENTOR: George Muller

FIRST PERFORMED: Crystal Ice Palace, Willow Springs, Ill., 1953

WILLOW WALTZ — SET PATTERN DANCE



TEN-FOX

MUSIC RHYTHM:	Foxtrot 4/4
TEMPO:	25 four-beat measures per minute; 100 beats per minute
ISU MUSIC	
INTRODUCTION:	32 beats, 19.2 seconds
PATTERN-TIMING:	1 = :19; 2 = :38; 3 = :58; 4 = 1:17
DURATION:	Test 2 = :38 Competition 3 = :58 Adult Competition 2 = :38
SKATER'S	
CHOICE TIMING:	See Skater's Choice Pattern Dance Timing Chart on the Members Only site
PATTERN:	Set
TEST:	Bronze

As denoted by the name, the Ten-Fox is a dance that was created by combining elements from the Foxtrot and an old social dance called the Tenstep (later replaced by the Fourteenstep).

The dance has several changes of hold and introduces the closed offset hold that is in the Fourteenstep and the similar changes of hold that are in the Foxtrot. The hold for the couples during Steps 1 to 4 are in waltz/closed position. Special attention should be given to a smooth transition at the turning point from lady's Step 4a (LBO-SwR) to Step 4b, and the man's proper execution of the two-beat change of edge (Step 4 RFOI-SwR) to coincide with the lady's step forward (Step 4b). The man must also synchronize his kneebend to coincide with the lady's step forward on Step 4b. The use and positions of the free legs during the lady's Step 4b and man's Step 4 during the two-beat change of edge are optional but must remain in unison. At Step 5 and through Step 7, the couple changes to foxtrot position.

Commencing with Step 8 and through Step 12 the couple is back in waltz position. It must be noted that Step 8 for the lady requires a rising and bending knee action to coincide with the man's Step 8a and 8b. Expression of dance rhythm in the timing of the body movements can do much to enhance the character of this dance.

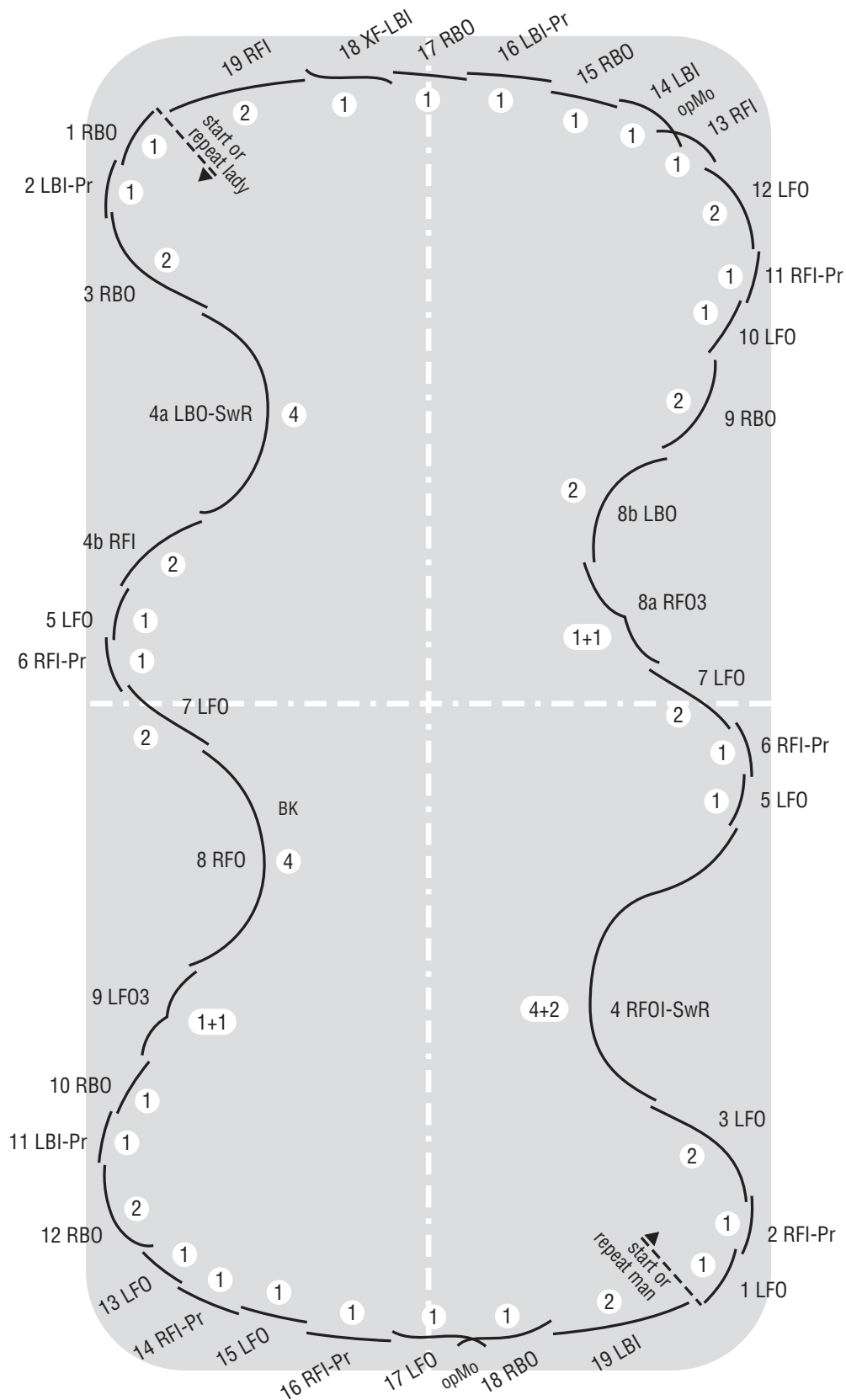
In skating the sequence of steps across the ends of the pattern (Steps 13 to 18), it is important that the partners be in an offset closed hold with the partners' shoulders parallel to each other and to the tracings, and that the man check his rotation with his shoulders after his mohawk, Step 14. Thus both partners' shoulders remain approximately flat to the tracings through Step 18.

In order to interpret the rhythm correctly, the skaters must demonstrate an effortless glide attained by soft knee action.

INVENTOR: George Muller

FIRST PERFORMED: Philadelphia SC & HS, 1939

TEN-FOX — SET PATTERN DANCE



FOURTEENSTEP

MUSIC RHYTHM: March 6/8 or 2/4
TEMPO: 56 two-beat measures per minute or 28 four-beat measures per minute: 112 beats per minute

ISU MUSIC
INTRODUCTION: 32 beats, 17.1 seconds

PATTERN-TIMING: 1 = :11; 2 = :21; 3 = :32; 4 = :43

DURATION: Test 3 = :32
Competition 4 = :43
Adult Competition 3 = :32

SKATER'S
CHOICE TIMING: See Skater's Choice Pattern Dance Timing Chart on the Members Only site

PATTERN: Set

TEST: Pre-silver

During Steps 1 to 7, the lady and man are in closed hold with the lady skating backward and the man forward. The dance begins with a progressive sequence of three steps forming a lobe curving toward the midline. Step 4 is a four-beat swing roll curving toward the side barrier. It is important that the free legs match on the swing roll and that the partners remain close together. This is followed by another progressive sequence for both partners during Steps 5 to 7. Step 7 is skated slightly less deeply than Step 3, after which the lady steps forward on Step 8 and skates close beside the man in open hold until he completes his mohawk.

Steps 1 to 7 should be skated along the continuous axis of the ice surface with Steps 8 to 14 curving around the ends of the pattern. After the man's open inside mohawk on Step 9, he should check his rotation with his shoulders, and both partners' shoulders should remain approximately parallel to the tracings around the end. During Steps 8 to 12, the partners skate in an offset closed hold with the lady's right hip beside the man's right hip with the lady now skating forward and the man backward. Step 9 for the lady is a crossed behind chassé, and Step 11 is a progressive. On Step 10 the man steps close beside the skating foot, Steps 11 and 12 are a progressive sequence, and then Step 13 is crossed in front. The lady gradually moves ahead of the man to skate an open outside mohawk during Steps 12 and 13. At the conclusion of Step 13, the man steps forward for Step 14. On Step 14 the partners return to the original closed hold.

Soft knee action with the rhythm of the music and easy graceful flow are necessary so that the Fourteenstep will be danced rather than walked or raced. A strong lean is necessary to achieve the required edges at a good pace.

In tests and competitions the dance must be skated as specified in the rules, but for dance sessions, when many couples are on the ice at the same time, it is recommended that there be two rolls along the side if the ice surface permits.

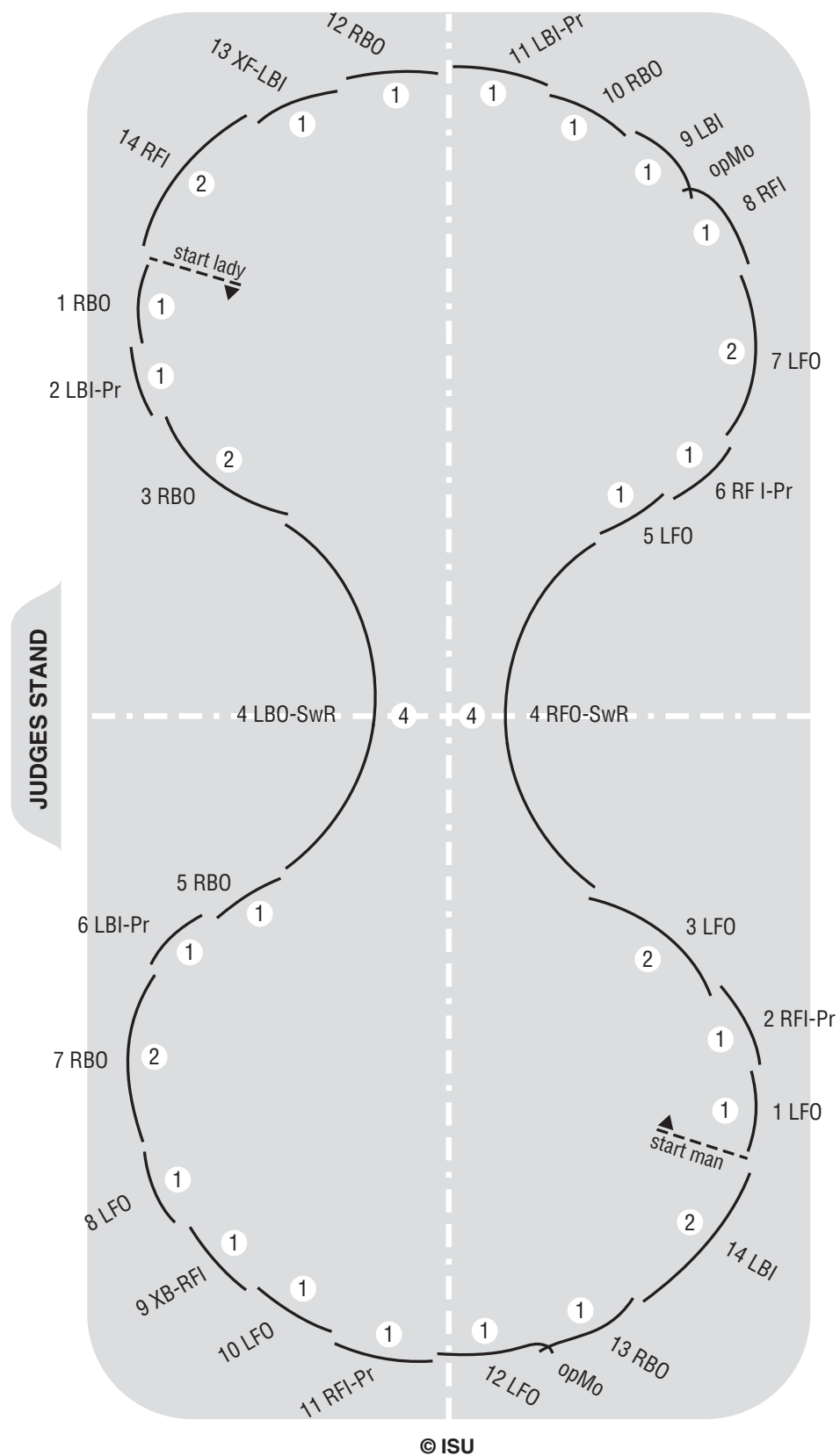
INVENTOR: Franz Scholler

FIRST PERFORMED: Vienna, Austria 1889, as the Tenstep or Scholler March

FOURTEENSTEP — STEP CHART

Hold	Step No.	Man's Step	Number of beats of music	Lady's Step
Closed	1	LFO	1	RBO
	2	RFI-Pr	1	LBI-Pr
	3	LFO	2	RBO
	4	RFO-SwR	4	LBO-SwR
	5	LFO	1	RBO
	6	RFI-Pr	1	LBI-Pr
	7	LFO	2	RBO
Slightly off-set Closed	8	RFI OpMo	1	LFO
	9	LBI	1	XB-RFI
	10	RBO	1	LFO
	11	LBI-Pr	1	RFI-Pr
	12	RBO	1	LFO OpMo
	13	XF-LBI	1	RBO
Closed	14	RFI	2	LBI

FOURTEENSTEP — SET PATTERN DANCE



EUROPEAN WALTZ

MUSIC RHYTHM: Waltz 3/4
TEMPO: 45 three-beat measures per minute; 135 beats per minute

ISU MUSIC
INTRODUCTION: 24 beats, 10.7 seconds

PATTERN-TIMING: 1 = :24; 2 = :48; 3 = 1:12; 4 = 1:36

DURATION: Test 2 = :48
Competition 2 = :48
Adult Competition 2 = :48

SKATER'S
CHOICE TIMING: See Skater's Choice Pattern Dance Timing Chart on the Members Only site

PATTERN: Optional (ISU: Set)

Where the ice surface measures less than 197 feet in length, the ISU European Waltz pattern may be shortened by deleting Steps 4 to 9, and for the pattern starting on the short axis for the European Waltz, Steps 13 to 18 may be deleted; thus, only one semicircular lobe is danced toward the longitudinal axis of the ice surface. In such instance, four sequences must be danced with a partner and, when required, three sequences must be danced solo.

For pattern dance tests of the European Waltz only, the skater may begin the dance on the short axis of the rink. The first step of the dance for both partners is Step 6 as diagrammed for IJS.

TEST: Pre-silver

The basic steps of the European Waltz are a cross roll three-turn, a backward outside edge and a forward outside edge for the man, while the lady skates a backward outside edge, a three-turn and another backward outside edge. Semicircular lobes of these three steps are skated along the sides of the ice surface, the first lobe starting toward the midline; the second toward the side/long barrier. Care must be taken to ensure that these lobes are full semi-circles so that each starts directly toward or away from the midline.

These lobes are connected across the ends of the pattern by larger lobes that consist of a series of three-turns and back outside edges. A normal end lobe sequence contains four three-turns for each partner, but on a wide ice surface more are permissible. (For the international judging system the sections of the dance will remain the same, regardless of the number of three-turns skated on the end pattern). This is the only pattern option permitted.

The man's three-turn at the beginning of each lobe must be skated as a cross roll. The lady's back outside edge, however, is started as an open stroke. All threes are turned on the count of three. These types of turns are known as "European Waltz-type three-turns." All edges are three beats in length.

The dance is skated in closed hold throughout, and the partners must remain close together. The rotation of the partners should be around the same axis, continuous and reverse its direction at the start of each new lobe. For example, in lobes aiming toward the side barrier of the ice surface, the couple rotates to the left; in lobes aiming toward the midline, the couple rotates to the right. All rotations must be well controlled, which is best accomplished with the free foot kept close to the skating foot. On all three-turns, checking is necessary to prevent over-rotation.

Erect posture, consistently powerful stroking, even free leg extension and a regular rising and falling knee action give this dance its waltz flavor.

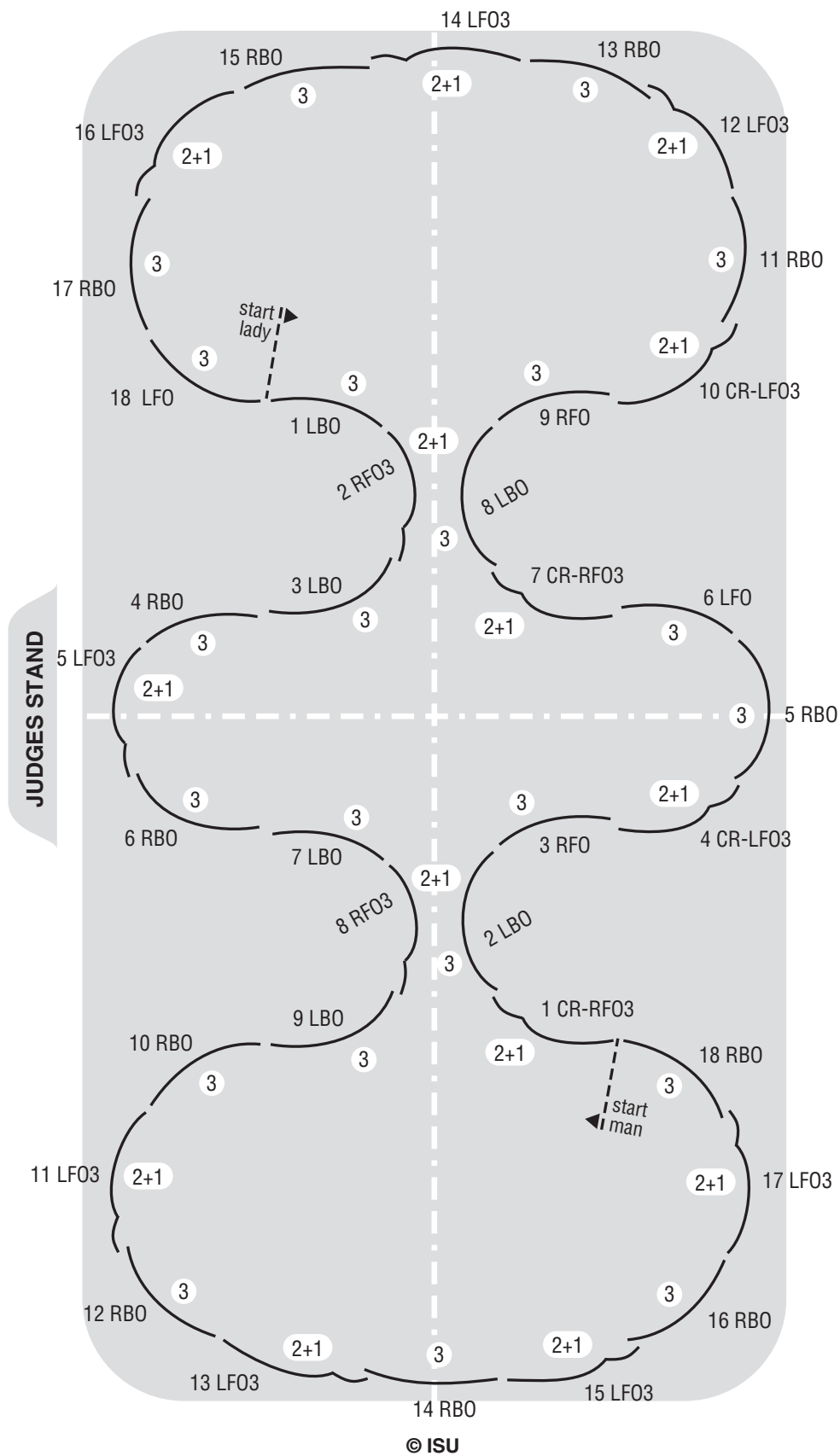
INVENTOR: Unknown

FIRST PERFORMANCE: Before 1900, but the date and location are unknown

EUROPEAN WALTZ — STEP CHART

Hold	Step No.	Man's Step	Number of beats of music			Lady's Step
Closed	1	CR-RFO3	2+1		3	LBO
	2	LBO	3		2+1	RFO3
	3	RFO		3		LBO
	4	CR-LFO3	2+1		3	RBO
	5	RBO	3		2+1	LFO3
	6	LFO		3		RBO
	7	CR-RFO3	2+1		3	LBO
	8	LBO	3		2+1	RFO3
	9	RFO		3		LBO
	10	CR-LFO3	2+1		3	RBO
	11	RBO	3		2+1	LFO3
	12	LFO3	2+1		3	RBO
	13	RBO	3		2+1	LFO3
	14	LFO3	2+1		3	RBO
	15	RBO	3		2+1	LFO3
	16	LFO3	2+1		3	RBO
	17	RBO	3		2+1	LFO3
	18	LFO		3		RBO

EUROPEAN WALTZ — OPTIONAL PATTERN DANCE



FOXTROT

MUSIC RHYTHM: Foxtrot 4/4
TEMPO: 25 four-beat measures per minute; 100 beats per minute

ISU MUSIC
INTRODUCTION: 32 beats, 19.2 seconds

PATTERN-TIMING: 1 = :17; 2 = :34; 3 = :50; 4 = 1:07

DURATION: Test 3 = :50
Competition 4 = 1:07
Adult Competition 3 = :50

SKATER'S
CHOICE TIMING: See Skater's Choice Pattern Dance Timing Chart on the Members Only site

PATTERN: Optional

TEST: Pre-silver

The dance begins with the partners in open hold with their shoulders and hips close together. Step 2 is a crossed behind chassé for both partners. Step 4a is a cross rolled three-turn for the man after which the partners are in closed hold. Step 4 for the lady commences with a cross roll. She then extends her free leg behind for the full four counts, accentuating count three with a knee bend corresponding to the man's knee action for his change of foot. She must be careful to avoid lunging. On Steps 4b and 5 the man's free foot leaves the ice in front and is then drawn down beside the skating foot in preparation for the next step.

Step 5 is a cross roll three-turn for the lady while the man skates a RBO edge. Step 7 is a progressive for both partners. The partners remain in closed hold until the end of Step 8. Then the man should be at the side of the lady (almost in outside hold) with their right shoulders opposite for his cross roll three-turn (Step 9).

The closed hold is resumed for Step 10. The man skates a progressive during Step 11 while the lady prepares for the mohawk. On Step 11 the lady does not swing the free leg, but after extending it behind, merely brings the free foot down beside the skating heel (keeping the free foot well turned out), then performs an outside closed mohawk on count one. To facilitate the lady's mohawk, good edges must be skated on Steps 10 and 11.

On Step 12, the free legs of both the partners swing up together, then are drawn down evenly so that, by the end of count four, they are at the heel of the skating foot ready for Step 13. Step 13 should be stepped close to the heel of the skating foot. Step 14 is an open stroke stepped close beside the skating foot. Steps 13 and 14 should be strong inside edges.

The Foxtrot must be danced, not stepped. There must be soft knee action and flow. The free foot must always be placed on the ice close beside the skating foot. The dance is designed to be skated on deep edges with semi-circular lobes.

INVENTORS: Eric van der Weyden and Eva Keats

FIRST PERFORMED: Westminster Ice Rink, London, England, 1933

FOXTROT — STEP CHART

Hold	Step No.	Man's Step	Number of beats of music			Lady's Step
Open	1	LFO		1		LFO
	2	XB-RFI		1		XB-RFI
	3	LFO		2		LFO
Closed	4a	CR-RFO3	1+1		4	CR-RFO
	4b	LBO	2			
	5	RBO	2		1+1	CR-LFO3
	6	LFO		1		RBO
	7	RFI-Pr		1		LBI-Pr
*	8	LFO		2		RBO
Closed	9	CR-RFO3	1+1		2	CR-LBO
	10	LBO		2		RFO
	11a	RBO	1		2	LFO
	11b	LBI-Pr	1			CIMo
Open	12	RBO		4		RBO
	13	LFI		2		LFI
	14	RFI		2		RFI

* Partial outside hold at end of Step 8

FOXTROT — OPTIONAL PATTERN DANCE



AMERICAN WALTZ

MUSIC RHYTHM: Waltz 3/4
TEMPO: 66 three-beat measures per minute; 198 beats per minute

ISU MUSIC
INTRODUCTION: 48 beats, 14.6 seconds

PATTERN-TIMING: 1 = :29; 2 = :58; 3 = 1:27; 4 = 1:56

DURATION: Test 2 = :58
Solo after partnering 2 = :58
Competition 2 = :58
Adult Competition 2 = :58

SKATER'S
CHOICE TIMING: See Skater's Choice Pattern Dance Timing Chart on the Members Only site

PATTERN: Optional (ISU: Set)

Where the ice surface measures less than 197 feet in length, the ISU American Waltz pattern may be shortened by deleting Steps 4 to 9, and for the pattern starting on the short axis for the American Waltz, Steps 11 to 16 may be deleted; thus, only one semicircular lobe is danced toward the longitudinal axis of the ice surface. In such instance, four sequences must be danced with a partner and, when required, three sequences must be danced solo.

For pattern dance tests of the American Waltz only, the skater may begin the dance on the short axis of the rink. The first step of the dance for both partners is Step 6 as diagrammed for IJS.

TEST: Silver

The American Waltz consists of a series of semi-circular lobes skated toward and away from the midline. These lobes are joined at the ends by six-beat outside swing rolls. The lobes nearest the end/short barrier are positioned so that their ends are closer to the midline, making it possible for a single six-beat roll to connect them. All steps should be of equal curvature so that each group of three steps forms a large semi-circle with each lobe starting directly toward or away from the midline.

The steps of each lobe are the same except that they are skated alternately left and right depending on the direction of the lobe. Although the sequence of steps is the simplest of any ice dance, because of the amount of rotation generated by the couple, it is among the most difficult to skate correctly. In order to rotate smoothly, it is necessary for the partners to keep their shoulders parallel with the center of rotation between them, rather than having one partner whip around the other on the swing three-turns. The rotation must be continuous and even, rather than sudden jerks with pauses between.

Each step of the American Waltz is held for six beats (two measures) which gives considerable length to each step. The swing of the free foot/leg must be from the hip without any bending of the free leg knee. The threes must be turned with the feet close together, but without pause in the motion of the free foot. The free foot should not pass the skating foot before the three is turned. While maintaining close waltz hold throughout, the partners must synchronize their free leg swings with each other as well as with the music, turning the swing threes on count four. These types of turns are known as "American Waltz-type three-turns."

The transition from one foot to the other is accompanied by a bending of the skating knee. This action coincides with the major accent (count one) and serves to emphasize it. The knee action that adds lilt to the dance must be well controlled and gradual or the dance may become bouncy with the skater losing flow and balance. The dancers must stand upright using a nicely controlled body weight change when simultaneously starting a new lobe.

The expression of waltz music is characterized primarily by evenness of flow between points of major and minor emphasis. The points of major emphasis, count one, are marked by the change of feet and bending of the skating knee. Some of these points coincide with the start of a new lobe and are also emphasized by the change of direction of rotation and lean. The points of minor emphasis (count four) are marked by turns but are not otherwise emphasized.

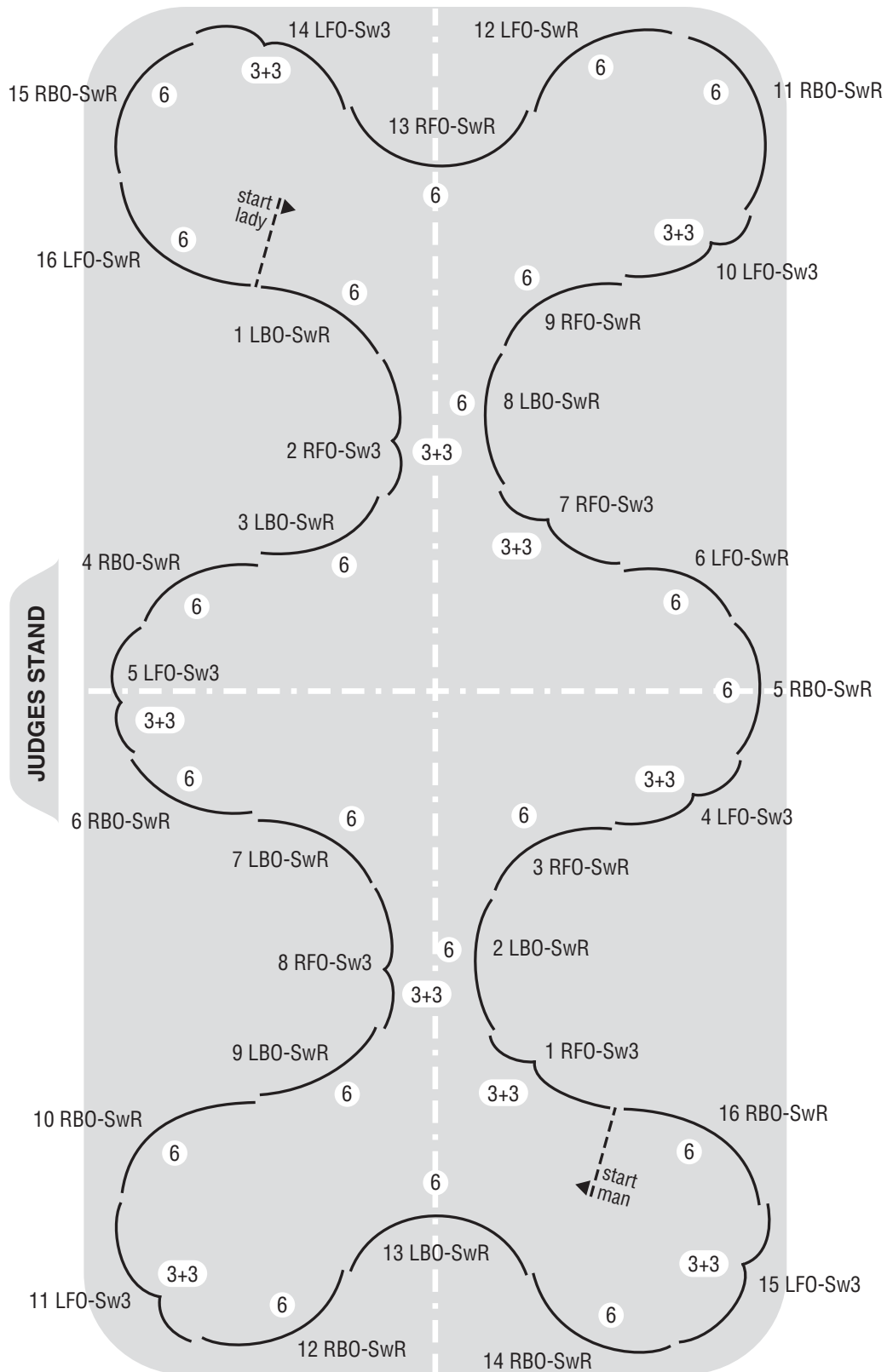
INVENTOR: Unknown

FIRST PERFORMED: Unknown

AMERICAN WALTZ — STEP CHART

Hold	Step No.	Man's Step	Number of beats of music			Lady's Step
Closed	1	RFOSw3	3+3		6	LBO-SwR
	2	LBO-SwR	6		3+3	RFOSw3
	3	RFO-SwR		6		LBO-SwR
	4	LFOSw3	3+3		6	RBO-SwR
	5	RBO-SwR	6		3+3	LFOSw3
	6	LFO-SwR		6		RBO-SwR
	7	RFOSw3	3+3		6	LBO-SwR
	8	LBO-SwR	6		3+3	RFOSw3
	9	RFO-SwR		6		LBO-SwR
	10	LFOSw3	3+3		6	RBO-SwR
	11	RBO-SwR	6		3+3	LFOSw3
	12	LFO-SwR		6		RBO-SwR
	13	RFO-SwR		6		LBO-SwR
	14	LFOSw3	3+3		6	RBO-SwR
	15	RBO-SwR	6		3+3	LFOSw3
	16	LFO-SwR		6		RBO-SwR

AMERICAN WALTZ — OPTIONAL PATTERN DANCE



© ISU

TANGO

MUSIC RHYTHM: Tango 4/4 or 2/4
TEMPO: 27 four-beat measures per minute; 108 beats per minute

ISU MUSIC
INTRODUCTION: 32 beats, 17.8 seconds

PATTERN-TIMING: 1 = :29; 2 = :58; 3 = 1:27; 4 = 1:56

DURATION: Test 2 = :58
Solo after partnering 2 = :58
Competition 2 = :58
Adult Competition 2 = :58

SKATER'S
CHOICE TIMING: See Skater's Choice Pattern Dance Timing Chart on the Members Only site

PATTERN: Optional

TEST: Silver

Very erect carriage must be maintained throughout this dance. The partners should skate close together. Neat footwork and good flow are essential. The pace must be maintained without obvious effort or visible pushing. The dance consists of quick crossed steps skated on shallow curves interspersed between slower rolls skated on strong curves, followed by a promenade skated in open position.

At the end of the introductory steps, the partners should be in outside hold with the lady to the right. The man makes two quick cross steps (Steps 1 and 2), the first crossed in front, the second crossed behind (a crossed chassé sequence). The lady skates a similar sequence, the first crossed behind and the second in front. These quick steps are followed by a four-beat roll (Step 3*) during which the couple assumes closed hold. During or at the end of the roll, the partners return to outside position but this time the lady is on the left. The next lobe consists of the same sequences skated on the opposite feet.

The third lobe starts with a shallow front-crossed right outside rocker for the man on Step 7 followed by two quick cross steps (Steps 8 and 9), the first crossed behind, the second in front. The lady crosses behind on Step 7, then steps forward for two steps, crossing on the second step. Step 10 is another roll in which the couple assumes closed hold. During or at the end of the roll, the partners return to outside hold with the lady on the left. The next lobe consists of another double cross step and roll sequence.

*The couple does not need to be in closed hold for the full four counts of Steps 3, 6, 10 and 13 but may change sides from outside to outside in the middle of these rolls, be in closed hold for fewer counts or even briefly. Either technique/interpretation is acceptable.

On Step 14 the lady skates a cross roll into a three-turn. The man also skates a cross roll before stepping forward onto an RFO swing roll (Step 15) into closed hold while she skates LBO swing roll. The promenade follows with the partners in open hold, skating two quick and then two slow steps. Each partner then executes a closed swing mohawk (Steps 20 and 21), inside for the man and outside for the lady, with each edge held for four beats. On Step 22 the lady steps forward to execute an inside three-turn after one beat, holding the exit edge for five beats. The man skates a chassé sequence followed by a four-beat roll (Steps 22a, b and c). The first part of Step 22 is skated in open hold. After the lady's three-turn, the partners are in closed hold, but they complete the step in outside position ready to restart the dance.

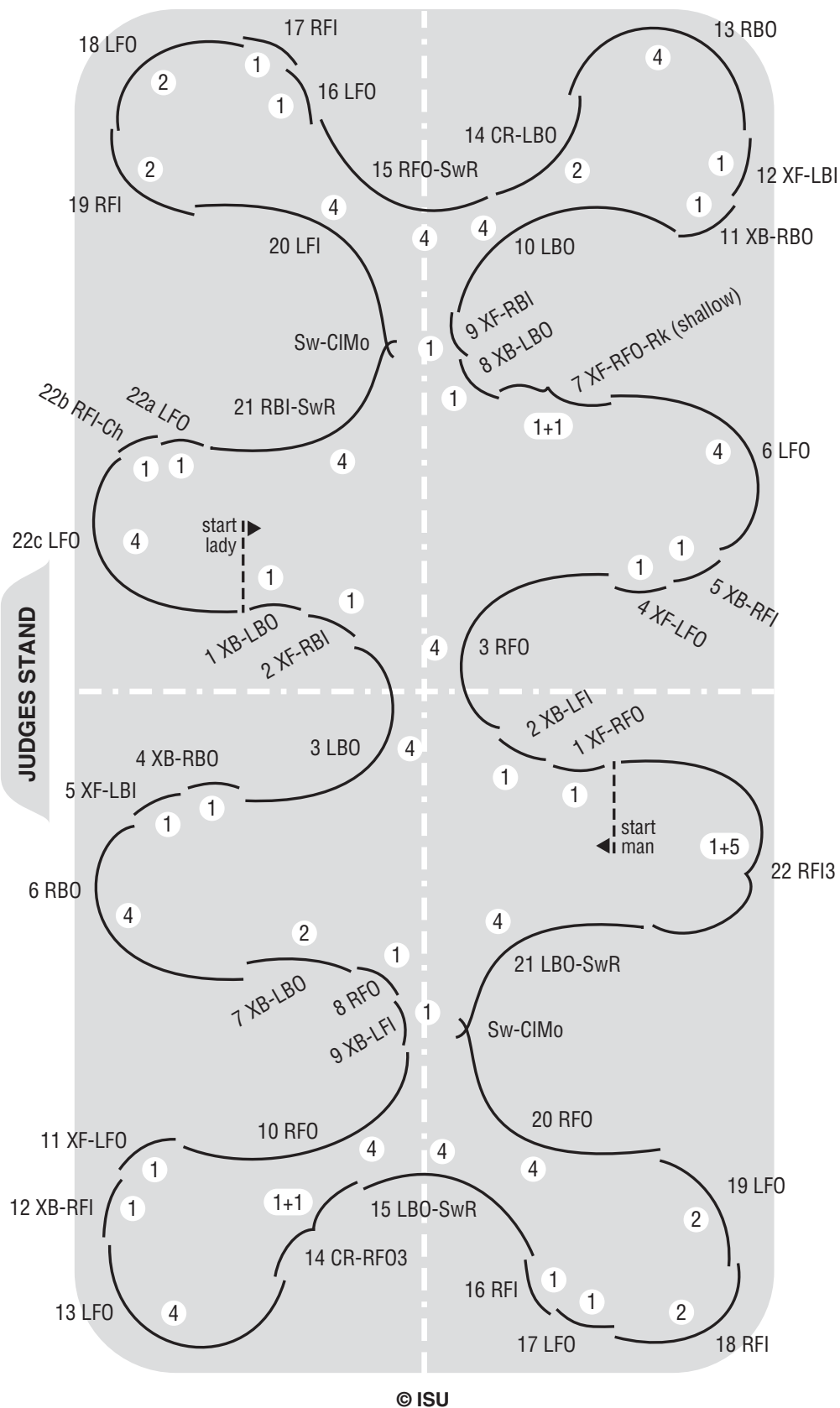
INVENTORS: Paul Kreckow and Trudy Harris

FIRST PERFORMED: Hammersmith Ice Rink, London, 1932

TANGO — STEP CHART

Hold	Step No.	Man's Step	Number of beats of music			Lady's Step
Outside	1	XF-RFO		1		XB-LBO
	2	XB-LFI		1		XF-RBI
Closed to Outside	3	RFO		4		LBO
	4	XF-LFO		1		XB-RBO
	5	XB-RFI		1		XF-LBI
Closed to Outside	6	LFO		4		RBO
	7	XF-RFO-Rk (shallow)	1+1		2	XB-LBO
	8	XB-LBO		1		RFO
	9	XF-RBI		1		XB-LFI
Closed to Outside	10	LBO		4		RFO
	11	XB-RBO		1		XF-LFO
	12	XF-LBI		1		XB-RFI
Closed to Outside	13	RBO		4		LFO
	14	CR-LBO	2		1+1	CR-RFO3
Closed	15	RFO-SwR		4		LBO-SwR
Open	16	LFO		1		RFI
	17	RFI		1		LFO
	18	LFO		2		RFI
	19	RFI		2		LFO
	20	LFI Sw-CIMo		4		RFO Sw-CIMo
	21	RBI-SwR		4		LBO-SwR
	22a	LFO	1		1+5	RFI3
	22b	RFI-Ch	1			
Closed	22c	LFO	4			

TANGO — OPTIONAL PATTERN DANCE



© ISU

ROCKER FOXTROT

MUSIC RHYTHM:	Foxtrot 4/4
TEMPO:	26 four-beat measures per minute; 104 beats per minute
ISU MUSIC INTRODUCTION:	32 beats, 18.5 seconds
PATTERN-TIMING:	1 = :16; 2 = :32; 3 = :48; 4 = 1:05
DURATION:	Test 3 = :48 Solo after partnering 2 = :32 Competition 4 = 1:05 Adult Competition 3 = :48
SKATER'S CHOICE TIMING:	See Skater's Choice Pattern Dance Timing Chart on the Members Only site
PATTERN:	Set
TEST:	Silver

The Rocker Foxtrot starts at the midline at one end of the ice surface and makes three lobes toward the edge and two toward the midline along each side. Thus one circuit of the ice surface requires two sequences of the dance.

Steps 1 to 4 that are the same for both partners are skated in open hold and consist of a crossed behind chassé followed by a progressive. Step 5 for the lady is a four-beat LFO swing rocker skated while the man performs two outside edges. The swing rocker is executed with a swing of the free leg and is turned after the free leg has passed the skating foot and is extended forward. The turn should be executed on clean outside to outside edges on beat two of the step so that the lady's sinking onto a softly bent knee afterward will coincide exactly with the man's knee bend for his RFO edge on beat three. After the swing rocker, the lady's free leg must be swung forward to match the man's free leg. After the lady's swing rocker, the pattern continues to approach the midline before curving away and care should be taken that both partners are on outside edges.

During the swing rocker, the couple changes to closed hold, which is maintained until Step 7b when the couple resumes open hold for the remainder of the dance. The man must skate an open stroke for Step 6 and should be in a position exactly opposite his partner at the beginning of the edge to execute his LFO3.

Step 8 is a cross roll. Steps 10 and 11 are strong outside edges. Steps 11 and 12 are outside closed mohawks for both partners. The free leg is first extended behind turned out and then is placed beside the heel of the skating foot, arriving exactly in time for the mohawk. The man must be careful not to curve his Step 11 too deeply since the lady must curve her edge at least as deeply in order to be in position beside him for the turn. To achieve the correct positions, the shoulders must be well checked entering the turn. The mohawk must be directed toward the side/long barrier to achieve a nicely rounded end pattern if the dance is to commence again at the midline. After the mohawk, the partners continue a slow clockwise rotation through Steps 12 and 13 so as to be traveling forward on Step 14 for the restart of the dance. Both partners commence Step 13 crossed in front approximately at the center line.

The Rocker Foxtrot should be skated with good knee action, change of lean and flow to enhance the character of a Foxtrot.

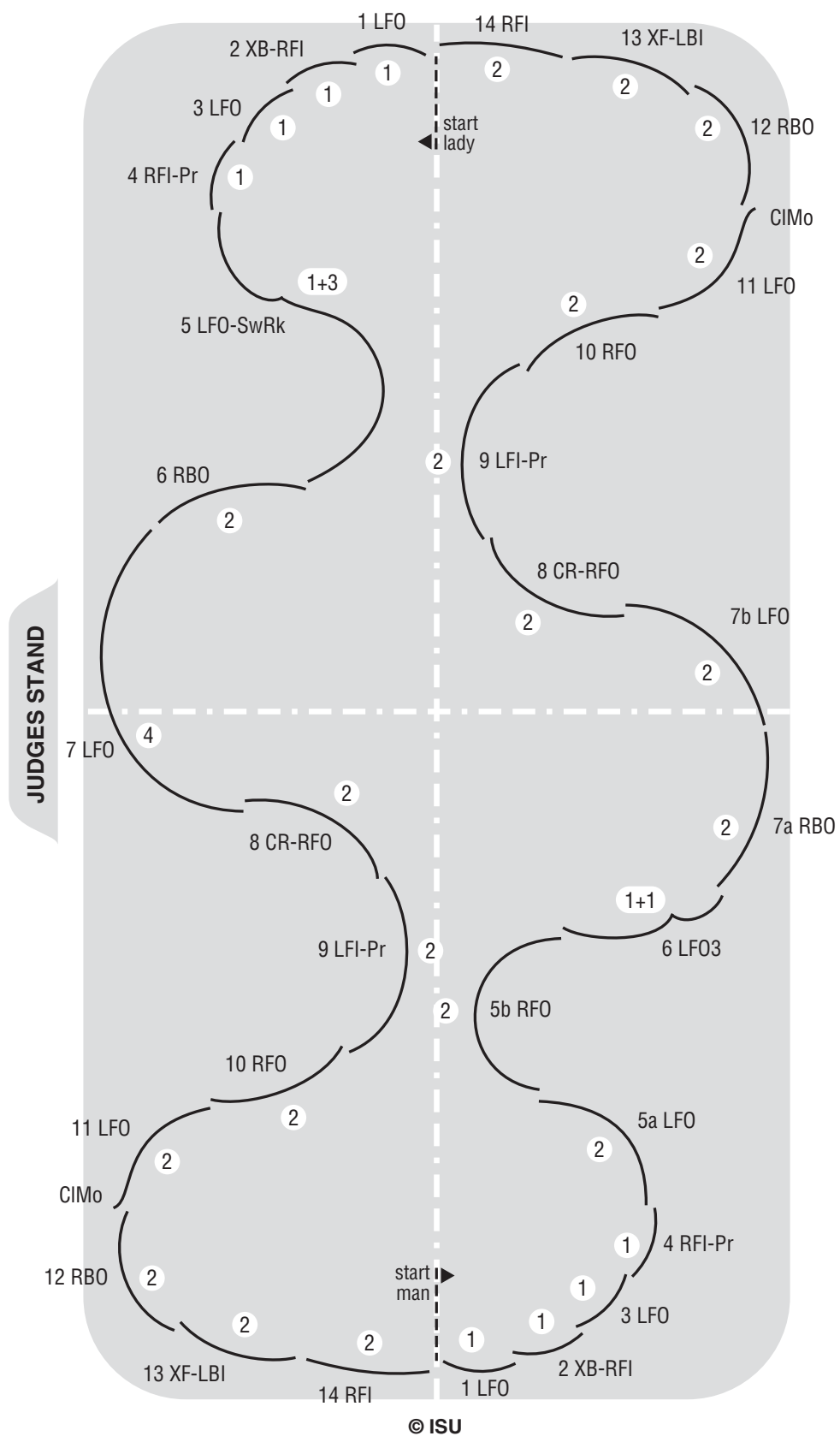
INVENTORS: Eric van der Weyden and Eva Keats

FIRST PERFORMED: Streatham Ice Rink, London, England, 1934

ROCKER FOXTROT — STEP CHART

Hold	Step No.	Man's Step	Number of beats of music			Lady's Step
Open	1	LFO		1		LFO
	2	XB-RFI		1		XB-RFI
	3	LFO		1		LFO
	4	RFI-Pr		1		RFI-Pr
Closed	5a	LFO	2		1+3	LFO-SwRk
	5b	RFO	2			
	6	LFO3	1+1		2	RBO
Open	7a	RBO	2		4	LFO
	7b	LFO	2			
	8	CR-RFO		2		CR-RFO
	9	LFI-Pr		2		LFI-Pr
	10	RFO		2		RFO
	11	LFO-CIMo		2		LFO-CIMo
	12	RBO		2		RBO
	13	XF-LBI		2		XF-LBI
	14	RFI		2		RFI

ROCKER FOXTROT — SET PATTERN DANCE



KILIAN

MUSIC RHYTHM: March 2/4 or 4/4
TEMPO: 58 two-beat measures per minute, or 29 four-beat measures per minute; 116 beats per minute

ISU MUSIC
INTRODUCTION: 32 beats, 16.5 seconds

PATTERN-TIMING: 1 = :08; 2 = :17; 3 = :25; 4 = :33, 5 = :41, 6 = :50

DURATION: Test 4 = :33
Solo after partnering 2 = :17
Competition 6 = :50
Adult Competition 4 = :33

SKATER'S
CHOICE TIMING: See Skater's Choice Pattern Dance Timing Chart on the Members Only site

PATTERN: Optional

TEST: Pre-gold

The Kilian is a test of close and accurate footwork, unison of rotation and control. Upright posture is required throughout. The dance follows a counterclockwise elliptical pattern, but the start and succeeding steps may be located anywhere around the circle. Once established, however, no shift of pattern is acceptable on subsequent sequences. The clockwise rotation must be controlled.

The partners skate close together in Kilian hold throughout, and particular care should be taken to avoid any separation and coming together of the partners. The man's right hand should clasp the lady's right hand and keep it firmly pressed on her right hip to avoid separation. The man's left hand should clasp the lady's left hand so that her left arm is firmly extended across his body. There are 14 steps done to 16 beats of music — Steps 3 and 4 are the only two-beat steps. All others are one-beat steps. Steps 1 to 3 form a progressive sequence, and care must be taken not to anticipate Step 4 by changing the body weight too early on Step 3. Steps 3 and 4 both must be strong outside edges that are not changed or flattened. Correct lean on these edges is essential to the expression of the dance.

Steps 5 to 7 form another progressive sequence, and again the body weight must follow the curvature of the lobe. At the start of Step 8, the body weight shifts toward the outside of the circle, and a strong checking action from the shoulders is required to maintain this lean through Step 9. Step 8 is commenced with a cross roll, while Step 9 is tightly crossed behind. Both these steps require a strong knee action.

Steps 9 and 10 constitute a crossed in front open choctaw. The right free foot must be placed on the ice slightly in front of the skating foot, with both knees well turned out in a momentary open position. A strong checking action from the shoulders and hips is necessary at the start of Step 10 to counteract the turning movement. The left foot leaves the ice and, at Step 11, crosses behind the skating foot to a LBI edge.

Step 12 is taken with the feet passing close together, but Step 13 is crossed in front. Correct clockwise shoulder rotation for both partners on Steps 12 and 13 facilitates close stepping. Step 14 should be stepped close to the heel of the skating foot and not stepped wide or ahead. Care must be taken not to prolong this edge. A well-bent knee and upright posture are required on Step 14.

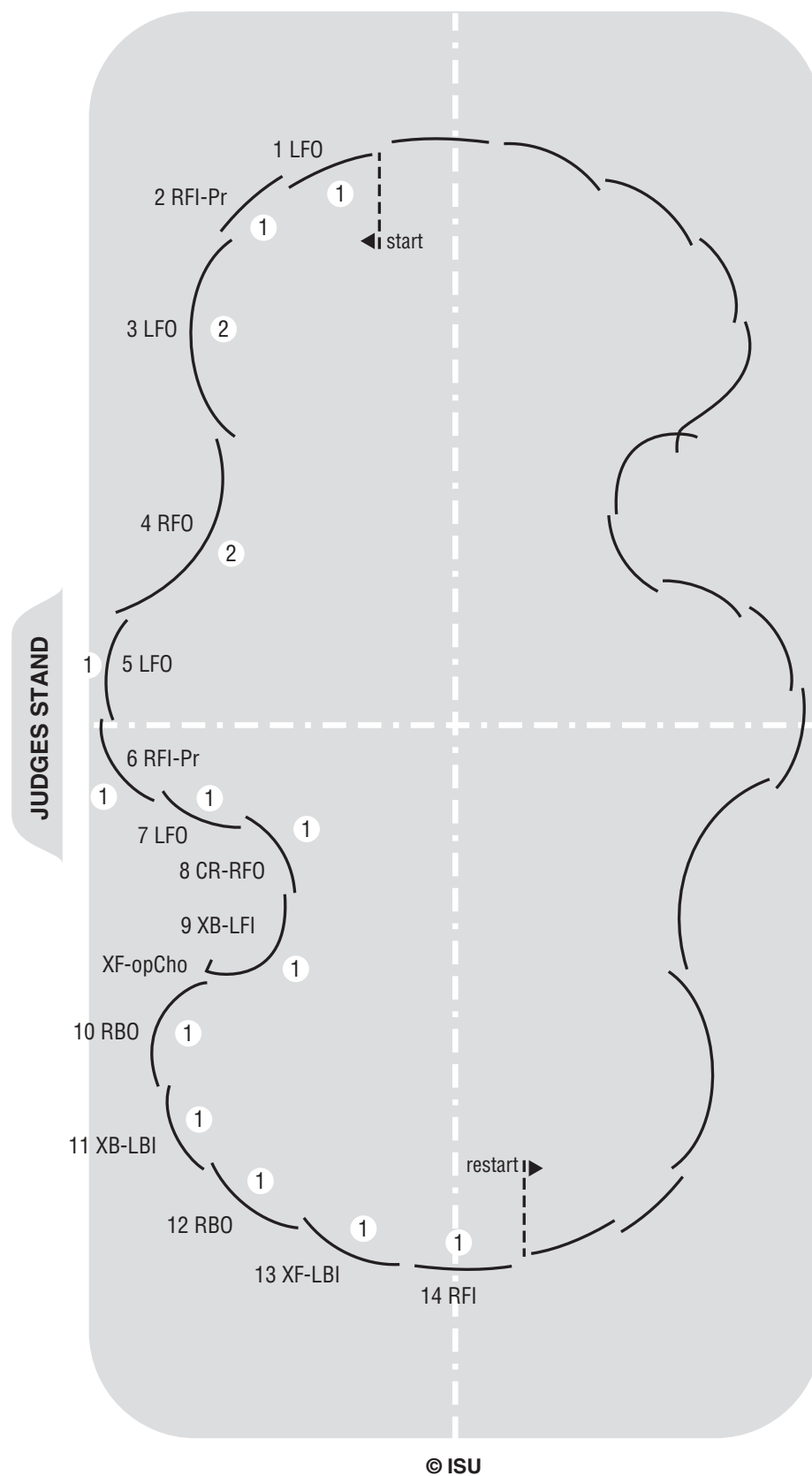
INVENTOR: Karl Schreiter

FIRST PERFORMED: Engelmann Ice Rink, Vienna, Austria, 1909

KILIAN — STEP CHART

Hold	Step No.	Step (same for both)	Number of beats of music
Kilian	1	LFO	1
	2	RFI-Pr	1
	3	LFO	2
	4	RFO	2
	5	LFO	1
	6	RFI-Pr	1
	7	LFO	1
	8	CR-RFO	1
	9	XB-LFI XF-OpCho	1
	10	RBO	1
	11	XB-LBI	1
	12	RBO	1
	13	XF-LBI	1
	14	RFI	1

KILIAN — OPTIONAL PATTERN DANCE



BLUES

MUSIC RHYTHM: Blues 4/4
TEMPO: 22 four-beat measures per minute; 88 beats per minute

ISU MUSIC
INTRODUCTION: 32 beats, 21.8 seconds

PATTERN-TIMING: 1 = :25; 2 = :49; 3 = 1:14; 4 = 1:38

DURATION: Test 3 = 1:14
Solo after partnering 2 = :49
Competition 3 = 1:14
Adult Competition 3 = 1:14

SKATER'S
CHOICE TIMING: See Skater's Choice Pattern Dance Timing Chart on the Members Only site

PATTERN: Optional

TEST: Pre-gold

The Blues should be skated with strong edges and deep knee action to achieve the desired expression. The man begins the dance with a forward cross roll, the lady with a back cross roll moving from partial outside to closed hold. The lady crosses in front on Step 2 while her partner skates a progressive.

The man's cross rolled three-turn on Step 4 should be skated toward the side barrier. During this turn, the lady skates a cross roll and a cross step — the first behind and the second in front. Step 4 commences in outside hold and finishes in open hold. Step 5 is a strong four-beat backward outside edge for both partners with the free leg extended in front and brought back to the skating foot just before they step forward for Step 6. It should be noted that this step commences on the third beat of the measure. Step 7 is a deep cross roll on which the free leg swings forward then returns beside the skating foot for the next step. Steps 8 to 11 form a double progressive sequence with an unusual timing: the first and the last steps are two beats each, the others are one beat in duration — the "promenade" section. Knee action and an extended free leg are used to accentuate the timing on Step 8.

Steps 12 and 13 form a closed choctaw, and both edges should have the same curvature. The free leg should be held back and brought to the heel of the skating foot just in time for the turn. The choctaw is turned neatly with the new skating foot taking the ice directly under the center of gravity. Step 14 is a backward cross roll for both partners. The pattern may retrogress at Step 15. Steps 15 to 17 form one lobe with three steps for the lady and four for the man. During the lady's three-turn, the man skates a chassé, and the partners move into closed hold for the last step of the dance. The pattern may retrogress here.

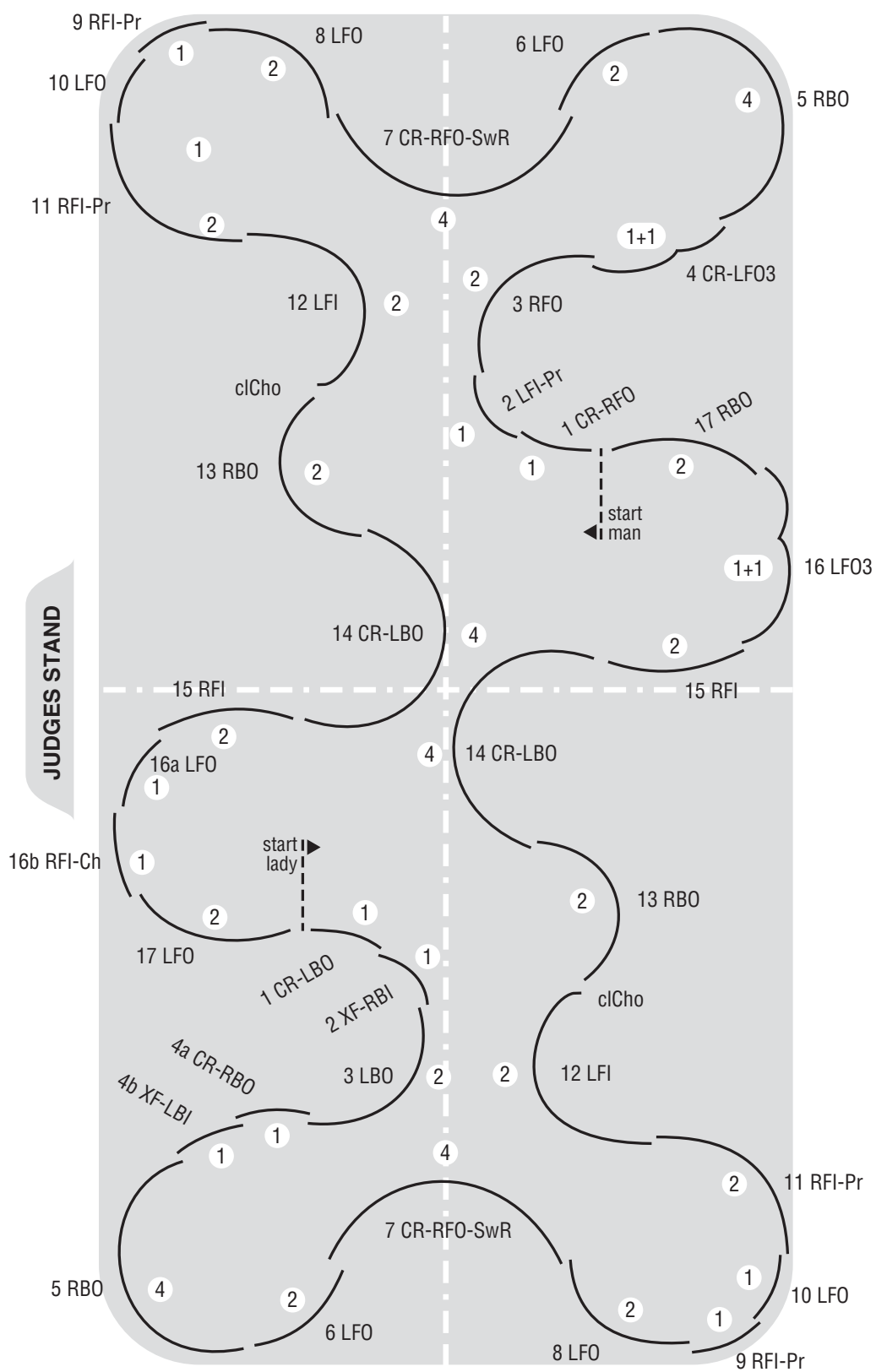
INVENTORS: Robert Dench and Lesley Turner

FIRST PERFORMED: Streatham Ice Rink, London, England, 1934

BLUES — STEP CHART

Hold	Step No.	Man's Step	Number of beats of music			Lady's Step
Partial Outside	1	CR-RFO		1		CR-LBO
Closed	2	LFI-Pr		1		XF-RBI
	3	RFO		2		LBO
Outside	4a	CR-LFO3	1+1		1	CR-RBO
Open	4b				1	XF-LBI
	5	RBO		4		RBO
	6	LFO		2		LFO
	7	CR-RFO-SwR		4		CR-RFO-SwR
	8	LFO		2		LFO
	9	RFI-Pr		1		RFI-Pr
	10	LFO		1		LFO
	11	RFI-Pr		2		RFI-Pr
	12	LFI ClCho		2		LFI ClCho
	13	RBO		2		RBO
	14	CR-LBO		4		CR-LBO
	15	RFI		2		RFI
	16a	LFO	1		1+1	LFO3
Closed	16b	RFI-Ch	1			
	17	LFO		2		RBO

BLUES — OPTIONAL PATTERN DANCE



© ISU

PASO DOBLE

MUSIC RHYTHM:	Paso Doble 2/4
TEMPO:	56 two-beat measures per minute; 112 beats per minute
ISU MUSIC	
INTRODUCTION:	32 beats, 17.1 seconds
PATTERN-TIMING:	1 = :17; 2 = :34; 3 = :51; 4 = 1:09
DURATION:	Test 2 = :34 Solo after partnering 2 = :34 Competition 3 = :51 Adult Competition 2 = :34
SKATER'S	
CHOICE TIMING:	See Skater's Choice Pattern Dance Timing Chart on the Members Only site
PATTERN:	Optional
TEST:	Pre-gold

The Paso Doble is a dramatic and powerful Spanish dance requiring good body control and precise footwork. It can be expressed in terms of its origins from the music of bull fighting or in Flamenco style.

Steps 1 to 15 are skated in outside hold with the lady to the man's right. The dance starts with a progressive sequence followed by two chassé sequences. Steps 8 and 9 are most unusual slip steps (sometimes called "slide steps") for both the lady (skating backward) and the man (skating forward). They are skated on the flat with both blades on the ice and with the free foot sliding closely past the skating foot to full extension. There are two optional ways to perform these steps: one option is to skate with the knee(s) of the weight bearing leg(s) bent as they slide across the ice, and the other option is to skate with the knee(s) of both of the weight bearing legs straight.

On Step 10, the free foot must be lifted distinctly from the ice. The following change of edge on Step 11 should be boldly skated to produce a pronounced outward bulge of the pattern. The man crosses in front on Step 12, then skates a progressive sequence leading into a cross behind open mohawk. The lady skates a series of cross steps to coordinate with his. After the man's mohawk, the partners assume closed hold.

Step 17 is the first two-beat edge of the dance. The man extends his free leg in front, and the lady extends her free leg behind. The man then skates a backward edge, a front cross step, then a two-beat back edge before stepping forward into open hold for chassé and progressive sequences. Meanwhile, his partner skates a cross behind chassé followed by two chassés and a progressive sequence. The first of her two chassés is skated while the man pauses two beats on Step 20. Steps 21 to 24 are performed together. Care must be taken to ensure that the partners remain in closed hold to the end of Step 20.

Probably the most difficult portion of the dance is the cross rolling movement on Steps 26 to 28. The deeper these outside edges are the better, which necessitates very supple knee action owing to the fast tempo of the dance. On the last cross roll the free legs are swung to the front, and both partners remain on the right forward outside edge. Then, only as they bring their free legs back to the heel (for the man to prepare to push, and the lady to execute a quick open swing mohawk on the "and" between counts four and one), they change to a very short RFI edge. This places her in outside hold again for the restart of the dance.

The overall pattern of the Paso Doble is approximately elliptical, distorted here and there by outward bulges. The opening progressive is on a curve, but the next few steps are rather straight. The change of edge produces an outward bulge followed by Steps 12 to 25 that form a curve. The cross rolls cause a deviation in the pattern, and there is a final bulge before the restart of the dance.

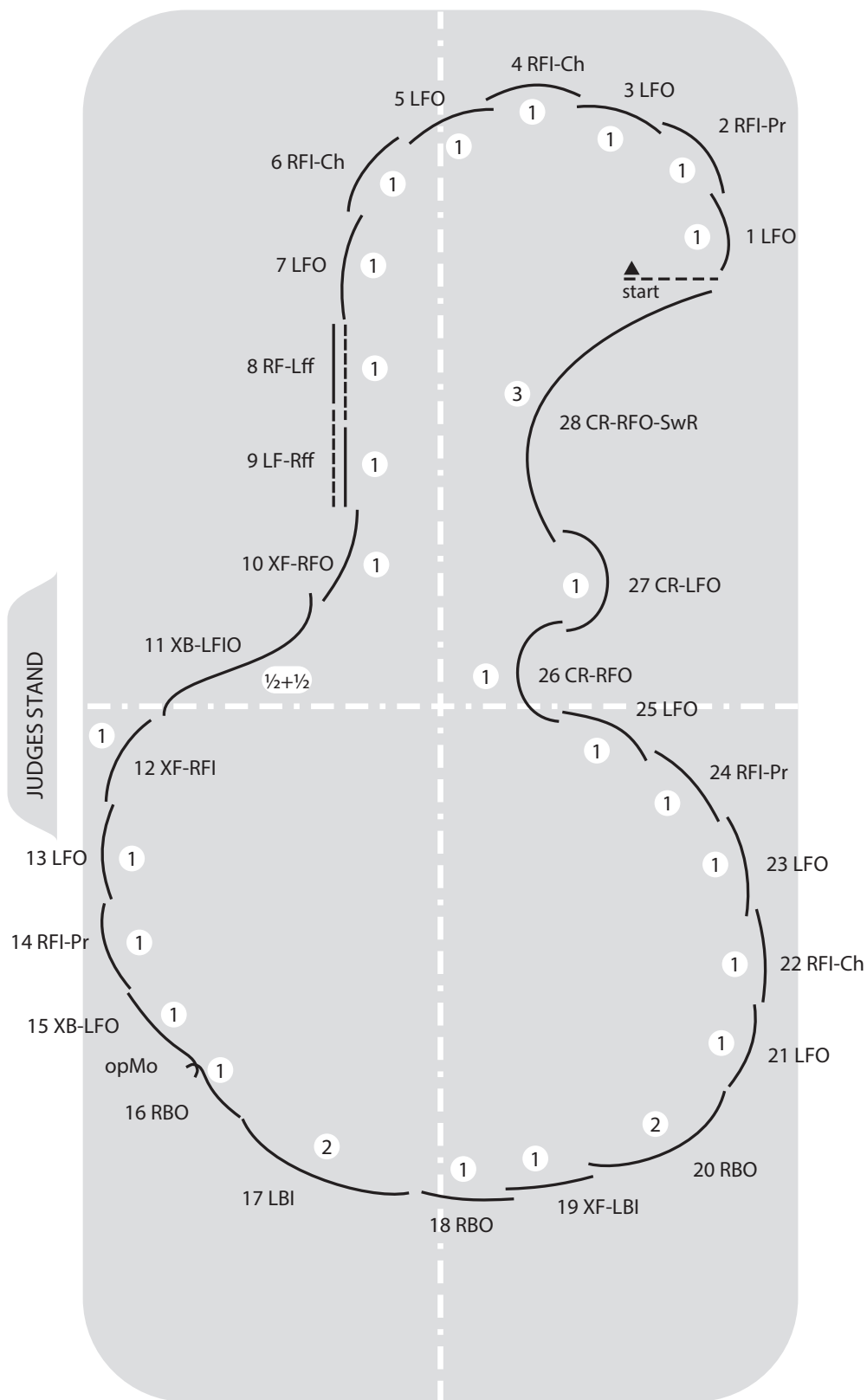
INVENTORS: Reginald J. Wilkie and Daphne B. Wallis

FIRST PERFORMED: Westminster Ice Rink, London, England, 1938

PASO DOBLE — STEP CHART

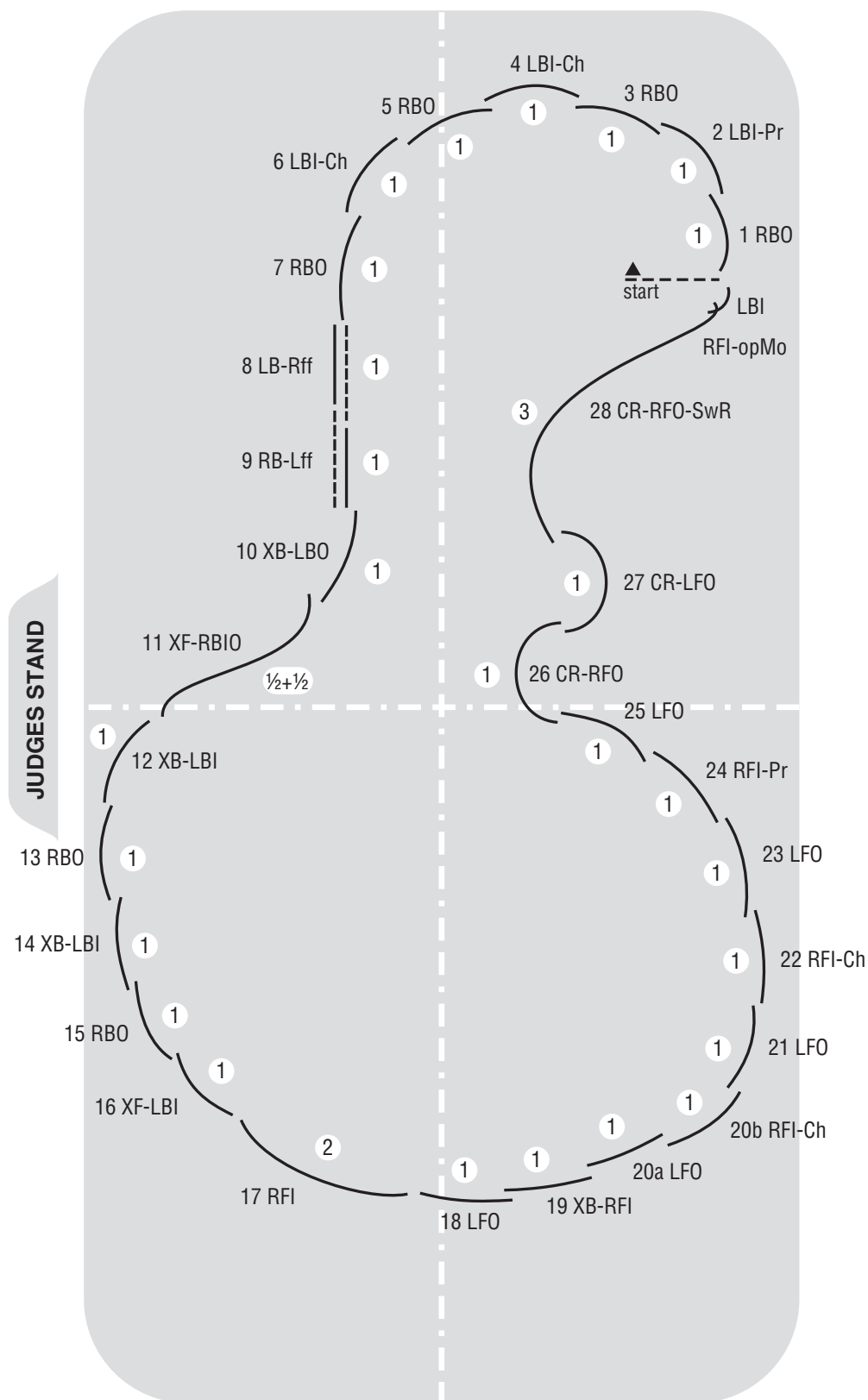
Hold	Step No.	Man's Step	Number of beats of music			Lady's Step
Outside	1	LFO		1		RBO
	2	RFI-Pr		1		LBI-Pr
	3	LFO		1		RBO
	4	RFI-Ch		1		LBI-Ch
	5	LFO		1		RBO
	6	RFI-Ch		1		LBI-Ch
	7	LFO		1		RBO
	8	RF-Lff Slip Step		1		LB-Rff Slip Step
	9	LF-Rff Slip Step		1		RB-Lff Slip Step
	10	XF-RFO		1		XB-LBO
	11	XB-LFIO		½+½		XF-RBIO
	12	XF-RFI		1		XB-LBI
	13	LFO		1		RBO
	14	RFI-Pr		1		XB-LBI
	15	XB-LFO OpMo		1		RBO
Closed	16	RBO		1		XF-LBI
	17	LBI		2		RFI
Outside	18	RBO		1		LFO
	19	XF-LBI		1		XB-RFI
Changing	20a	RBO	2		1	LFO
	20b				1	RFI-Ch
Open	21	LFO		1		LFO
	22	RFI-Ch		1		RFI-Ch
	23	LFO		1		LFO
	24	RFI-Pr		1		RFI-Pr
	25	LFO		1		LFO
	26	CR-RFO		1		CR-RFO
	27	CR-LFO		1		CR-LFO
	28	CR-RFO-SwR	3		3 “and”	CR-RFO-SwR RFI OpMo to LBI (between counts 4 & 1)

PASO DOBLE-MAN — OPTIONAL PATTERN DANCE



© ISU

PASO DOBLE-LADY — OPTIONAL PATTERN DANCE



© ISU

STARLIGHT WALTZ

MUSIC RHYTHM:	Waltz 3/4
TEMPO:	58 three-beat measures per minute; 174 beats per minute
ISU MUSIC	
INTRODUCTION:	48 beats, 16.6 seconds
PATTERN-TIMING:	1 = :35; 2 = 1:10; 3 = 1:45
DURATION:	Test 2 = 1:10 Solo after partnering 2 = 1:10 Competition 2 = 1:10 Adult Competition 2 = 1:10
SKATER'S	
CHOICE TIMING:	See Skater's Choice Pattern Dance Timing Chart on the Members Only site
PATTERN:	Set
TEST:	Pre-gold

The character and rhythm of this dance are similar to that of the Viennese Waltz.

The dance starts in closed hold with three chassé sequences for both partners. The third step of each chassé sequence must finish on a strong outside edge. After the third chassé, both partners skate a six-beat change of edge on Step 9. The movement of the free leg during the second three beats of Step 9 may be interpreted as the skaters desire. Both partners skate a six-beat swing roll on Step 10. Continuing in closed hold during Steps 11 to 15, the man skates three three-turns while the lady skates two. During this sequence, freedom of movement and interpretation is left to the discretion of the partners, except that they must remain in closed hold. Care should be taken that these three-turns are not whipped. After the man's final three-turn on Step 15, he skates a back progressive while the lady prepares for her outside closed mohawk (Steps 16a and 16b). Both partners hold Step 17 for six beats, accenting count four with a lift of the free leg.

Step 18 is skated in open hold. The man holds Step 19 for three beats while the lady skates an open mohawk. The partners then resume closed hold for the swing roll on Step 20. The lady then turns into open hold, and, while the man does a chassé, she skates another open mohawk. The partners resume closed hold for another swing roll on Step 23. The "chassé/ mohawk" sequence is reversed once more during Steps 24 and 25. During the above three mohawks the lady may place the heel of the free foot to the inside or at the heel of the skating foot before the turn.

During Step 26, the man releases his left hand and places it across his back. The lady then clasps his left hand with her right hand. The man releases his right hand so that, on Step 28, he can turn his three behind the lady. During Steps 26 to 28, the man may bring his right arm forward or place it by his side.

Steps 27, 28 and 31 are commenced by the man as cross rolls and Steps 27 and 31 as cross rolls by the lady. Step 29b for the lady is a cross behind chassé after which she must be careful to step beside, not step ahead. On completion of Step 29, the partners assume Kilian hold that is retained until Step 32. On Step 32 the man skates a slide chassé while the lady turns a swing three-turn, with a backward lift of the free leg in time with the music, into closed hold to restart the dance.

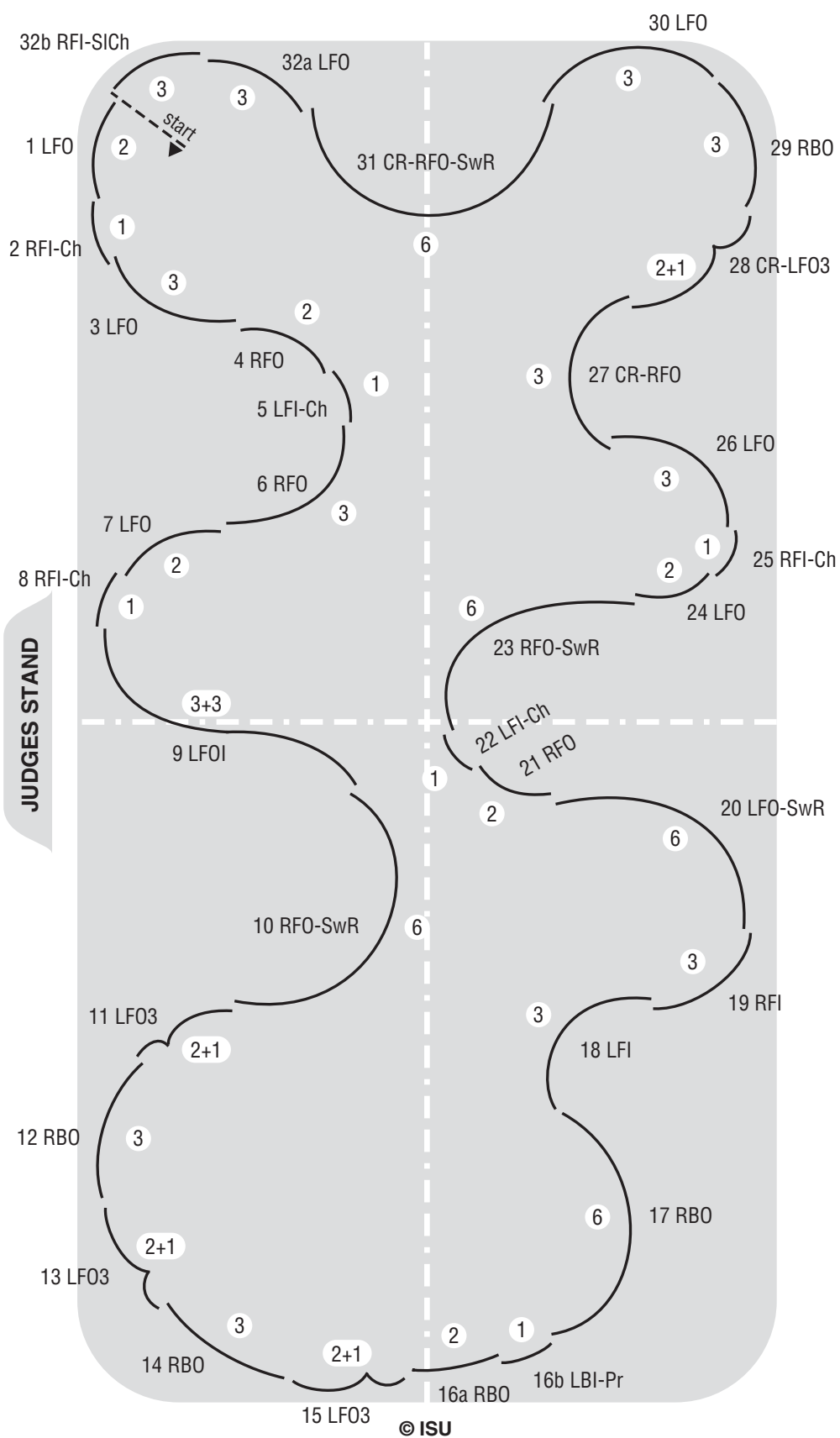
INVENTORS: Courtney J.L. Jones and Peri V. Horne

FIRST PERFORMED: Queens Ice Rink, London, England, 1963

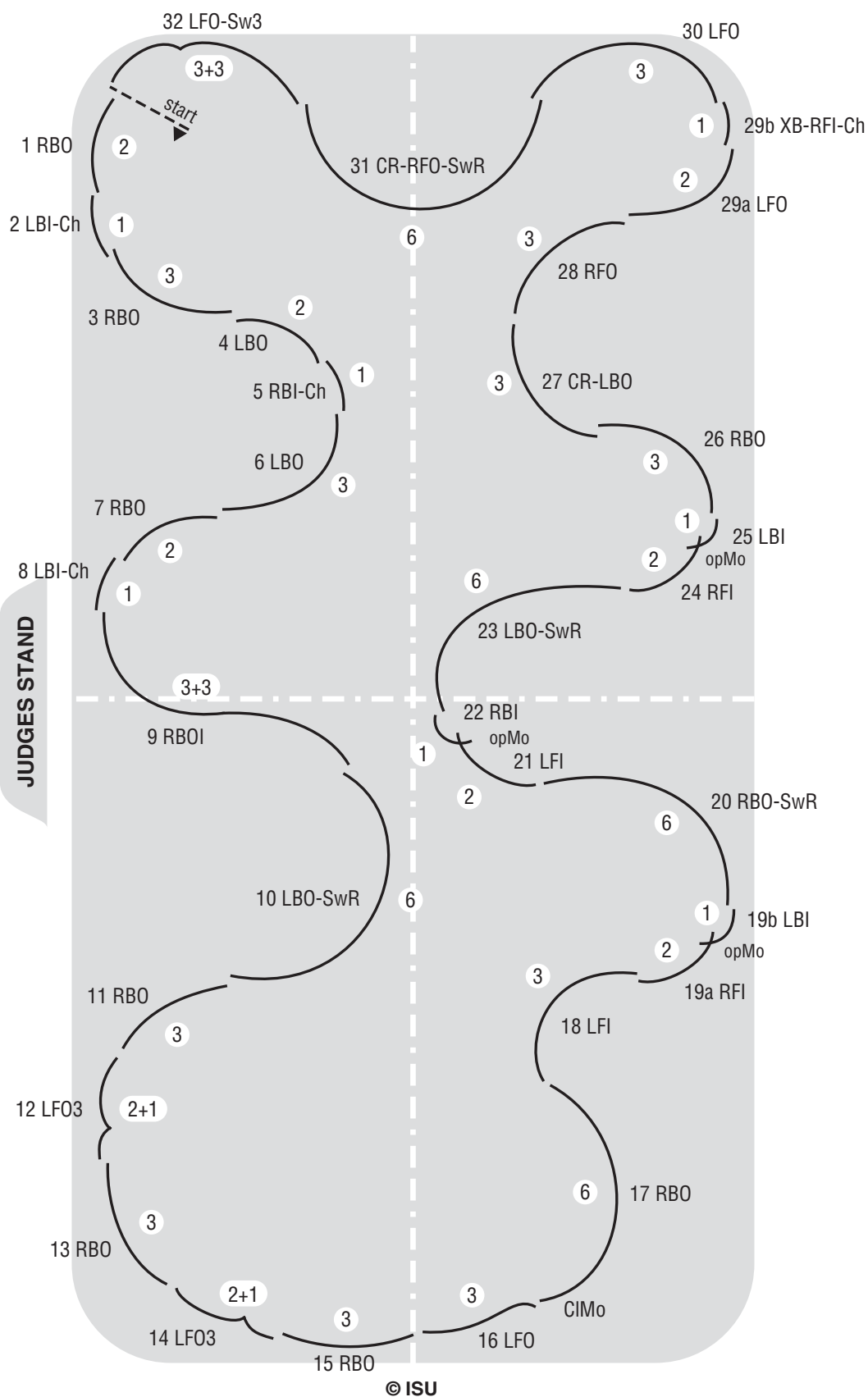
STARLIGHT WALTZ — STEP CHART

Hold	Step No.	Man's Step	Number of beats of music			Lady's Step
Closed	1	LFO		2		RBO
	2	RFI-Ch		1		LBI-Ch
	3	LFO		3		RBO
	4	RFO		2		LBO
	5	LFI-Ch		1		RBI-Ch
	6	RFO		3		LBO
	7	LFO		2		RBO
	8	RFI-Ch		1		LBI-Ch
	9	LFOI		3+3		RBOI
	10	RFO-SwR		6		LBO-SwR
	11	LFO3	2+1		3	RBO
	12	RBO	3		2+1	LFO3
	13	LFO3	2+1		3	RBO
	14	RBO	3		2+1	LFO3
	15	LFO3	2+1		3	RBO
	16a	RBO	2		3	LFO ClMo
	16b	LBI-Pr	1			
Open	17	RBO		6		RBO
	18	LFI		3		LFI
	19a	RFI	3		2	RFI OpMo
Closed	19b				1	LBI
	20	LFO-SwR		6		RBO-SwR
	21	RFO		2		LFI OpMo
	22	LFI-Ch		1		RBI
	23	RFO-SwR		6		LBO-SwR
	24	LFO		2		RFI OpMo
	25	RFI-Ch		1		LBI
Changing (see text)	26	LFO		3		RBO
	27	CR-RFO		3		CR-LBO
	28	CR-LFO3	2+1		3	RFO
	29a	RBO	3		2	LFO
	29b				1	Xb-RFI-Ch
Kilian	30	LFO		3		LFO
	31	CR-RFO-SwR		6		CR-RFO-SwR
	32a	LFO	3		3+3	LFOSw3
Closed	32b	RFI-SlCh	3			

STARLIGHT WALTZ-MAN — SET PATTERN DANCE



STARLIGHT WALTZ-LADY — SET PATTERN DANCE



VIENNESE WALTZ

MUSIC RHYTHM:	Waltz 3/4
TEMPO:	52 three-beat measures per minute; 156 beats per minute
ISU MUSIC	
INTRODUCTION:	48 beats, 18.4 seconds
PATTERN-TIMING:	1 = :23; 2 = :46; 3 = 1:09; 4 = 1:32
DURATION:	Test 2 = :46 Solo after partnering 2 = :46 Competition 3 = 1:09 Adult Competition 2 = :46
SKATER'S	
CHOICE TIMING:	See Skater's Choice Pattern Dance Timing Chart on the Members Only site
PATTERN:	Optional
TEST:	Gold

The Viennese Waltz is a light and lilting dance that must be skated with strongly curved edges. Soft knee action, neat footwork and elegant carriage are essential.

Steps 1 to 3 (also 16 to 18) form a progressive sequence. During these sequences the partners are not precisely opposite each other but slightly to one side in a partial outside hold skating an evenly round, continuous lobe. The timing of Steps 1 to 4 (and 16 to 19) is unusual for a waltz and, since it adds a pleasant and distinctive touch to the dance, must be closely followed. Steps 1 and 2 (also 16 and 17) are one-beat edges, followed by the three-beat edge Step 3 (also Step 18) and another one-beat cross roll Step 4 (also Step 19). Care should be taken to follow this timing that is a departure from the typical 1-2-3, 1-2-3 waltz rhythm pattern of the rest of the dance. Steps 4 and 19 start the new circle that curves toward the long barrier with an anticipated body weight change.

On Step 5 (also Step 20) a smoothly performed change of edge is taken with the free foot passing as closely as possible to the skating foot on deep, well-rounded, strong edges. During this change of edge, the partners change sides. After the changes of edge, Step 6 should continue the well-rounded lobe toward the side/long barrier rather than cutting prematurely toward the end/short barrier.

Care must be taken to direct Step 8 onto a true edge with the lady trailing the man. There must be a definite change of body weight at the end of Step 8 for Step 9 to be accomplished without difficulty. The man must skate ahead on Step 9 with the lady following and paralleling his tracing. During Step 9 they are momentarily in open hold with the shoulders parallel to the tracing. Steps 9 and 10 form a closed choctaw for the man, while Steps 10 and 11 form an open mohawk for the lady that must be performed with the correct timing (2 + 1) and correct edges. On Step 12, the lady places the left foot to the side and slightly behind the right foot that is held forward afterward.

On Step 13, the partners change from closed to outside hold for a proper take off for Step 14. Step 14 (also Step 23) is a cross roll. Step 24 should be skated in closed hold with strong edges, a rising knee action and free leg swing to emphasize the character of the dance.

INVENTORS: Eric van der Weyden and Eva Keats

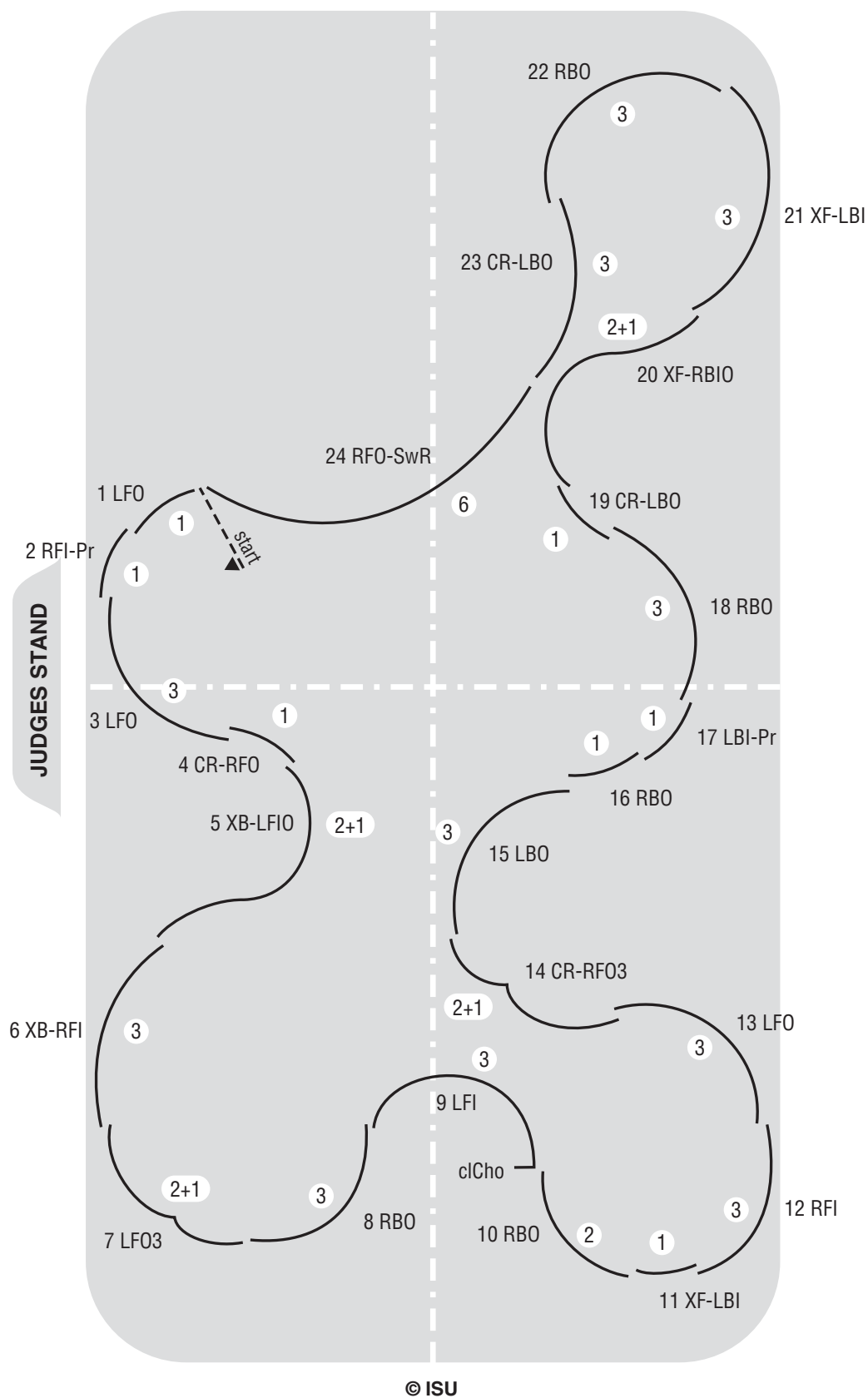
FIRST PERFORMED: Streatham Ice Rink, London, England, 1934

VIENNESE WALTZ — STEP CHART

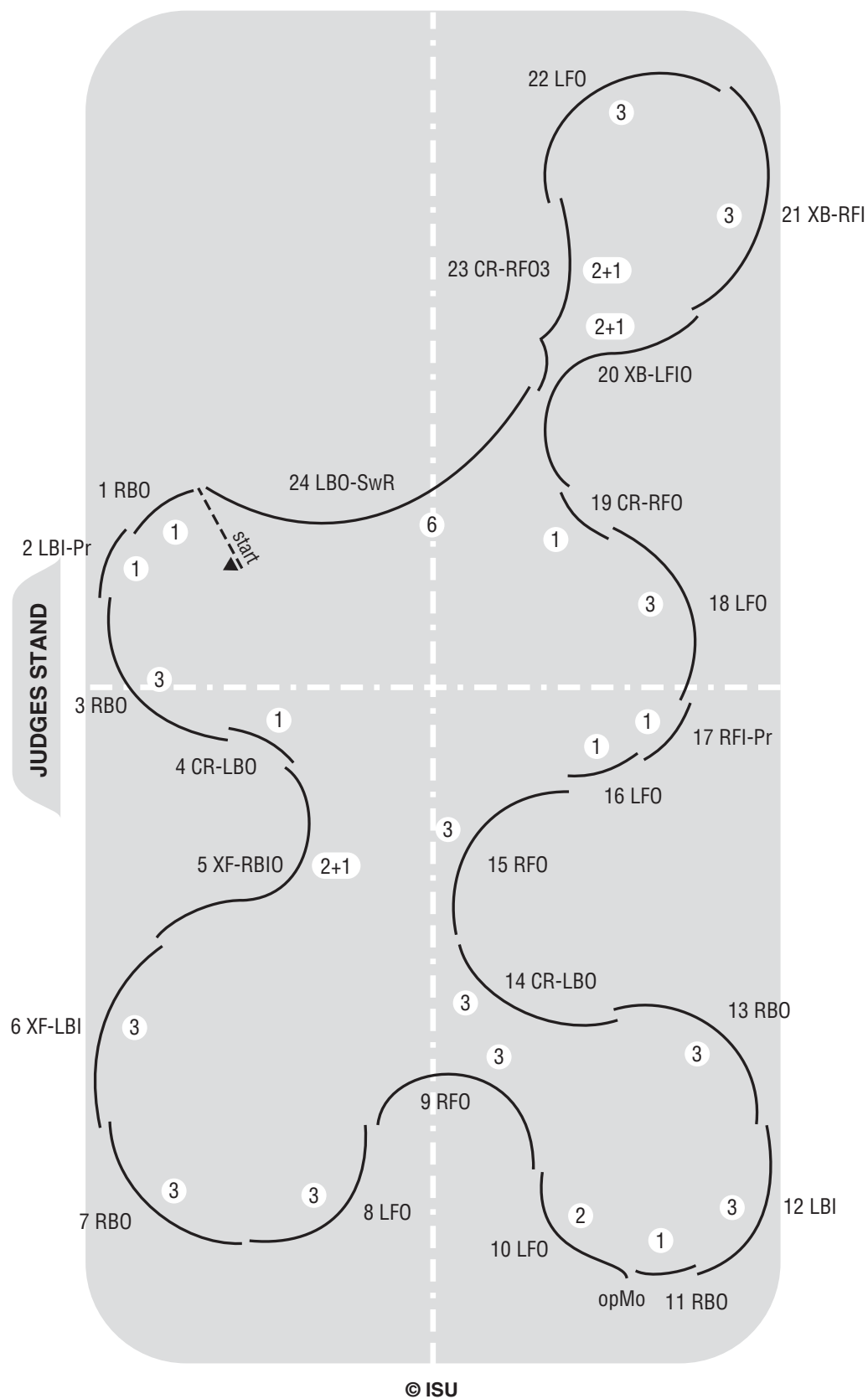
Hold	Step No.	Man's Step	Number of beats of music			Lady's Step
Closed*	1	LFO		1		RBO
	2	RFI-Pr		1		LBI-Pr
	3	LFO		3		RBO
	4	CR-RFO		1		CR-LBO
	5	XB-LFIO		2+1		XF-RBIO
	6	XB-RFI		3		XF-LBI
	7	LFO3	2+1		3	RBO
Closed	8	RBO		3		LFO
Open	9	LFI ClCho		3		RFO
	10	RBO		2		LFO OpMo
Closed	11	XF-LBI		1		RBO
	12	RFI		3		LBI
	13	LFO		3		RBO
Outside	14	CR-RFO3	2+1		3	CR-LBO
Closed	15	LBO		3		RFO
Closed*	16	RBO		1		LFO
	17	LBI-Pr		1		RFI-Pr
	18	RBO		3		LFO
	19	CR-LBO		1		CR-RFO
	20	XF-RBIO		2+1		XB-LFIO
	21	XF-LBI		3		XB-RFI
	22	RBO		3		LFO
	23	CR-LBO	3		2+1	CR-RFO3
Closed	24	RFO-SwR		6		LBO-SwR

*Partners slightly to one side — in partial outside

VIENNESE WALTZ-MAN — OPTIONAL PATTERN DANCE



VIENNESE WALTZ-LADY — OPTIONAL PATTERN DANCE



WESTMINSTER WALTZ

MUSIC RHYTHM: Waltz 3/4
TEMPO: 54 three-beat measures per minute; 162 beats per minute

ISU MUSIC
INTRODUCTION: 48 beats, 17.8 seconds

PATTERN-TIMING: 1 = :29; 2 = :58; 3 = 1:27; 4 = 1:56

DURATION: Test 2 = :58
Solo after partnering 2 = :58
Competition 2 = :58
Adult Competition 2 = :58

SKATER'S
CHOICE TIMING: See Skater's Choice Pattern Dance Timing Chart on the Members Only site

PATTERN: Optional

TEST: Gold

The Westminster Waltz is characterized by stately carriage and elegance of line. It should be skated with strong edges and a softly flowing knee action. An upright stance without breaking at the waist is essential to its stately character.

The dance is commenced in Kilian hold that changes to Reversed Kilian hold between Steps 5 and 6. Steps 1 to 3 form a progressive sequence. Step 3, however, changes to an inside edge after two beats so that Step 4 may be directed with a lilt and quick body weight change toward the center. Steps 5 and 6 form an inside open mohawk. At the start, the man is on the lady's left but, during the turn, both rotate individually, thus the man exits from the mohawk on the lady's right. Step 7 should be highlighted by strong edges and good carriage. Step 8 should aim toward the side of the ice surface, and Step 9 should continue around the lobe.

On Step 10, which starts as a cross roll for both partners, the lady turns her three in front of her partner. After the turn, the partners join in closed hold, then almost immediately change to open hold for Steps 11 and 12, which are cross behind chassés skated on a curve. Step 13 for the lady is an inside forward swing rocker where the swing is held for six beats before the turn on count one of the second measure. Step 13 for the man is an outside forward swing counter with the same timing. At the moment of turning, the partners must be in hip-to-hip position. Step 14 must be taken from the side of the preceding foot.

On Step 15 the man follows the lady's tracing as she turns an inside three on count four. Steps 16 to 20 are skated in closed hold. Step 16 is a cross roll for both partners. Step 17 has a very moderate progressive movement, and afterward both partners step wide for the start of Step 18. Step 20 begins as a cross roll for both partners.

On count three of Step 21, the lady turns a three aiming for the man's left shoulder. On count four, she steps onto a left backward outside edge and extends her right hand across to her partner's right hand to assume Reversed Kilian hold. On Step 22, the man assists his partner in shifting across in front of him into Kilian hold in preparation for the restart of the dance. Care must be taken in swinging the free legs on Step 22 during the RFO so as not to interfere with the transition of hold. A one-beat change of edge onto a RFI is skated at the end of Step 22 to assist in changing the lean for the restart of the dance.

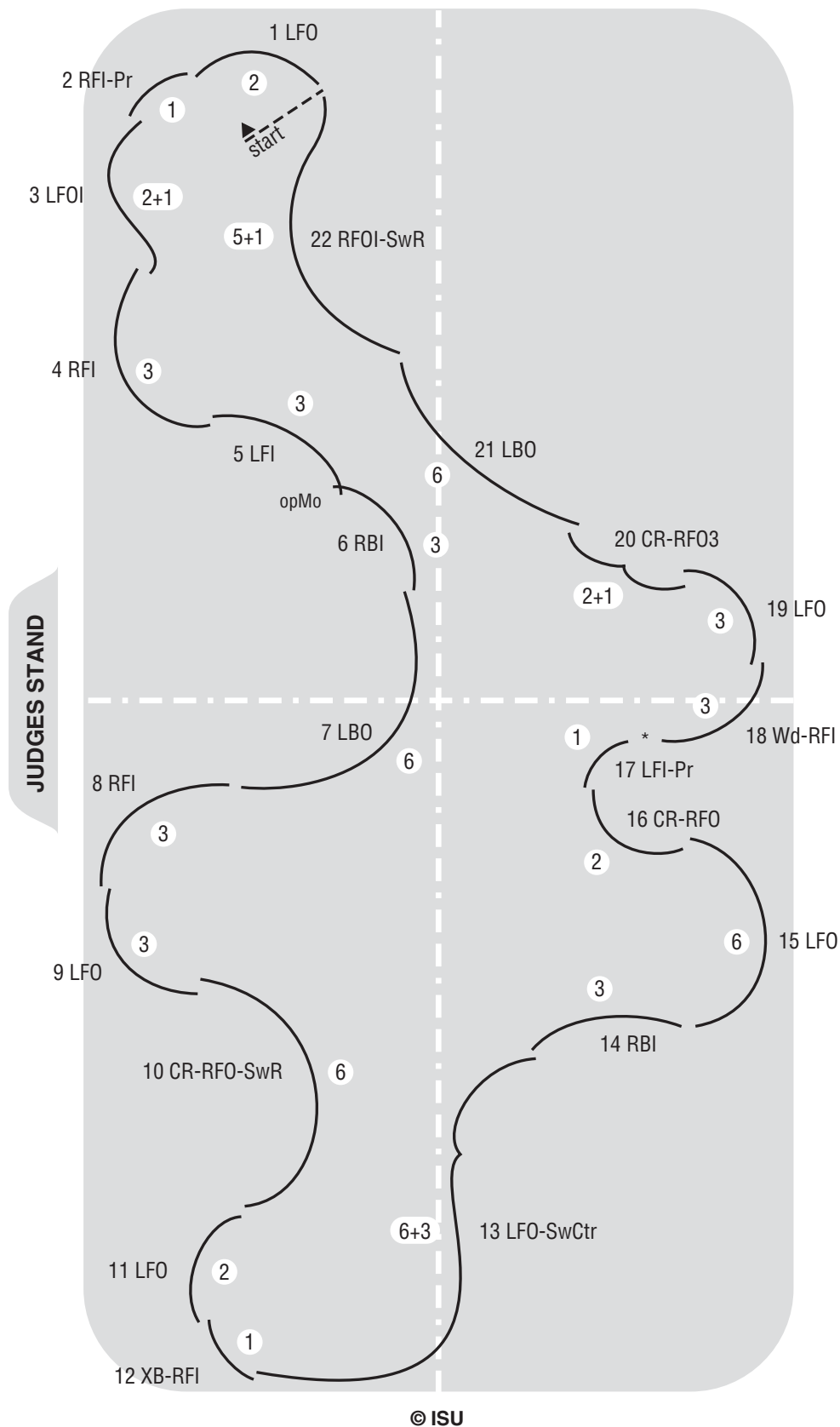
INVENTORS: Eric van der Weyden and Eva Keats

FIRST PERFORMED: Westminster Ice Rink, London, England, 1938

WESTMINSTER WALTZ — STEP CHART

Hold	Step No.	Man's Step	Number of beats of music			Lady's Step
Kilian	1	LFO		2		LFO
	2	RFI-Pr		1		RFI-Pr
	3	LFOI		2+1		LFOI
	4	RFI		3		RFI
	5	LFI OpMo		3		LFI OpMo
Reversed Kilian	6	RBI		3		RBI
	7	LBO		6		LBO
	8	RFI		3		RFI
	9	LFO		3		LFO
	10a	CR-RFO-SwR	6		2+1	CR-RFO3
Closed	10b				3	LBO
Open	11	LFO		2		RFI
	12	XB-RFI		1		XB-LFO
	13	LFO-SwCtr		6+3		RFI-SwRk
	14	RBI		3		LBO
	15	LFO	6		3+3	RFI3
Closed	16	CR-RFO		2		CR-LBO
	17	LFI-Pr		1		RBI-Pr
	18	Wd-RFI		3		Wd-LBI
	19	LFO		3		RBO
	20	CR-RFO3	2+1		3	CR-LBO
Reversed Kilian	21a	LBO	6		2+1	RFO3
	21b				3	LBO
Change Sides	22	RFOI-SwR		5+1		RFOI-SwR

WESTMINSTER WALTZ-MAN — OPTIONAL PATTERN DANCE



WESTMINSTER WALTZ-LADY — OPTIONAL PATTERN DANCE



© ISU

QUICKSTEP

MUSIC RHYTHM:	Quickstep 2/4
TEMPO:	56 two-beat measures per minute; 112 beats per minute
ISU MUSIC	
INTRODUCTION:	32 beats, 17.1 seconds
PATTERN-TIMING:	1 = :15; 2 = :30; 3 = :45; 4 = 1:00
DURATION:	Test 3 = :45 Solo after partnering 2 = :30 Competition 4 = 1:00 Adult Competition 3 = :45
SKATER'S	
CHOICE TIMING:	See Skater's Choice Pattern Dance Timing Chart on the Members Only site
PATTERN:	Set
TEST:	Gold

This dance is skated in Kilian hold throughout with both partners skating the same steps. To ensure a really good performance, it is essential that the couple remain hip to hip — that is with the man's right hip against the lady's left. The Quickstep must be danced in keeping with the music that is fast and of bright character.

For true edges to be skated, it is essential that the dance be started approximately on the midline at the end of the ice surface. The sequence of steps requires approximately the length of the ice surface, and the direction of the edges shown in the diagram must be adhered to.

Steps 1 and 2 form a chassé sequence, while Steps 3 to 5 form a progressive sequence. Step 5 is a four-beat left forward outside edge forming the first part of a closed swing choctaw. The exit edge from the choctaw is held for three beats; the free foot first remains forward, then is drawn down beside the skating foot and swung smoothly outward and backward to assist the knee action to make the change of edge, although optional positions for the free leg are permitted. The change of edge should be distinct to define the shape of the lobe. The remaining steps should be skated with vitality, and the edges of Steps 7 to 9 should be as deep as possible. Step 7 is started crossed behind, while Step 9 is crossed in front.

Step 10 is held for four beats and is a deep outside edge started with a cross behind toward the side/long barrier. The transition from Step 10 to Step 11 can be made with ease if the right backward outside edge is well controlled. Steps 13 to 18 are skated lightly but distinctly, and care must be taken to maintain the curvature of the pattern. Steps 13 to 15 form a progressive sequence. Step 16 is a cross roll, Step 17 is a crossed behind inside to outside change of edge, and Step 18 is crossed in front. On Step 17, a definite change of edge is executed with the right foot held in front, ready for Step 18.

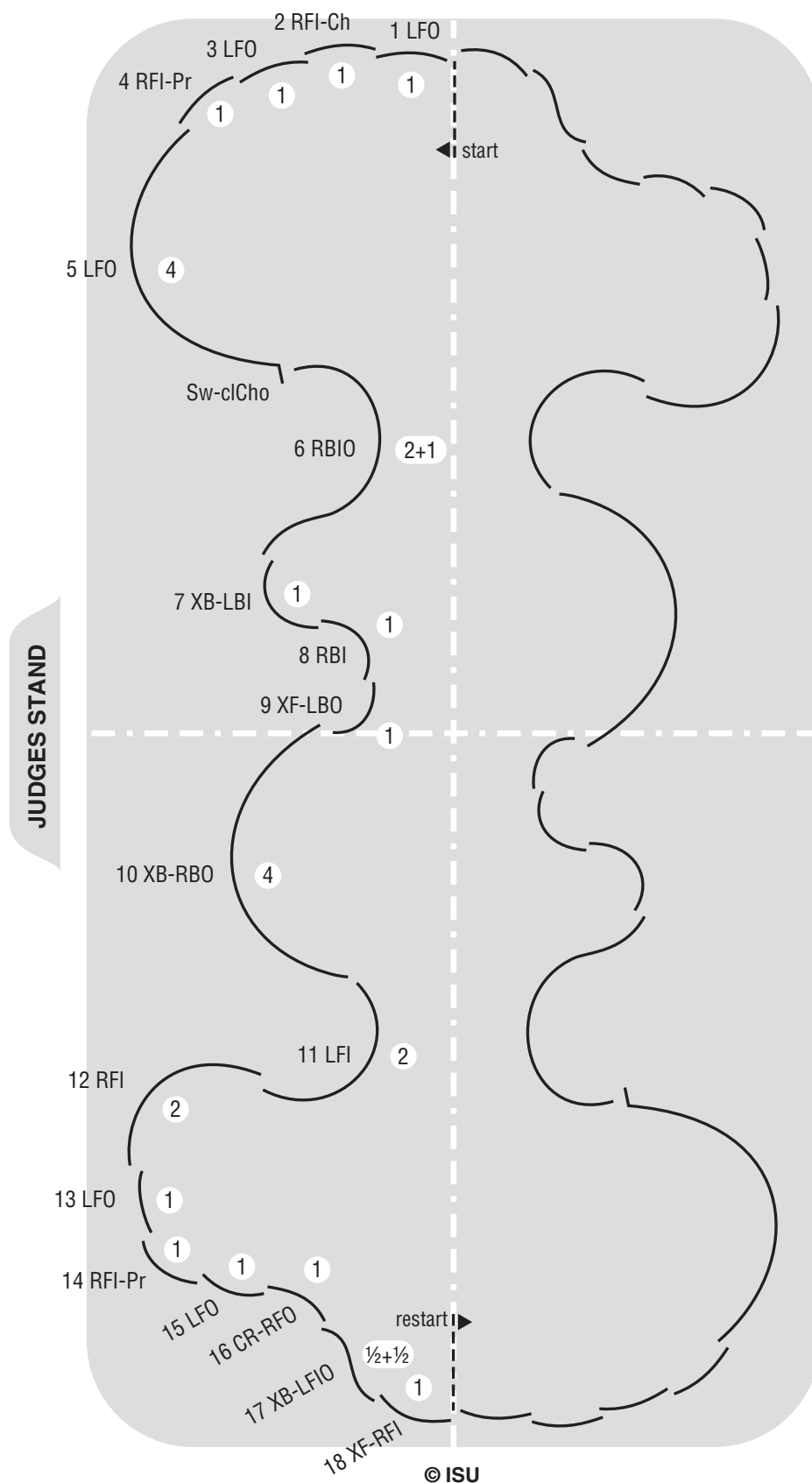
INVENTORS: Reginald J. Wilkie and Daphne B. Wallis

FIRST PERFORMED: Westminster Ice Rink, London, England, 1938

QUICKSTEP — STEP CHART

Hold	Step No.	Step (same for both)	Number of beats of music
Kilian	1	LFO	1
	2	RFI-Ch	1
	3	LFO	1
	4	RFI-Pr	1
	5	LFO	4
		Sw-CICho	
	6	RBIO	2+1
	7	XB-LBI	1
	8	RBI	1
	9	XF-LBO	1
	10	XB-RBO	4
	11	LFI	2
	12	RFI	2
	13	LFO	1
	14	RFI-Pr	1
	15	LFO	1
	16	CR-RFO	1
	17	XB-LFIO	1/2+1/2
	18	XF-RFI	1

QUICKSTEP — SET PATTERN DANCE



ARGENTINE TANGO

MUSIC RHYTHM: Tango 4/4
 TEMPO: 24 two-beat measures per minute; 96 beats per minute

ISU MUSIC
 INTRODUCTION: 32 beats, 20.0 seconds

PATTERN-TIMING: 1 = :35; 2 = 1:10; 3 = 1:45; 4 = 2:20

DURATION: Test 2 = 1:10
 Solo after partnering 2 = 1:10
 Competition 2 = 1:10
 Adult Competition 2 = 1:10

SKATER'S
 CHOICE TIMING: See Skater's Choice Pattern Dance Timing Chart on the Members Only site

PATTERN: Set

TEST: Gold

The Argentine Tango should be skated with strong edges and considerable “élan.” Good flow and fast travel over the ice are essential and must be achieved without obvious effort or pushing.

The dance begins with partners in open hold for Steps 1 to 10. The initial progressive, chassé and progressive sequences of Steps 1 to 6 bring the partners on Step 7 to a bold LFO edge facing down the ice surface. On Step 8, both partners skate a right forward outside cross roll on count one held for one beat. On Step 9, the couple crosses behind on count two, with a change of edge on count three as their free legs are drawn past the skating legs and held for count four to be in position to start the next step, crossed behind for count one. On Step 10 the man turns a counter while the lady executes another cross behind then change of edge. This results in the partners being in closed hold as the lady directs her edge behind the man as he turns his counter.

Step 11 is strongly curved toward the side of the ice surface. At the end of this step the lady momentarily steps onto the RFI on the “and” between counts four and one before skating Step 12 that is first directed toward the side barrier. The lobe formed by Steps 13 to 15 starts with a cross roll toward the midline. The lady then turns a cross roll three (Step 13) toward the man, then he skates a three-turn for Step 14. These steps are strong edges followed by Step 15 that is an outside edge that directs the lobe toward the side of the ice surface.

The man skates a two-beat edge (Step 16) while the lady skates a chassé (Steps 16a and b), then he steps forward to place the couple in Kilian hold. Steps 17 to 19 form a progressive sequence that is followed by a swing cross roll (Step 20) across the end of the ice surface. Another progressive sequence leads to Step 23. This step is a left forward outside edge for both ending in a forward clockwise “twizzle-like motion” for the lady (“Tw1” — her body turns one full continuous rotation, the skating foot does not technically execute a full turn, followed by a step forward) and a swing open choctaw for the man turned between count four and count one of the next measure. During the twizzle, the lady has her weight on the left foot but carries the right foot close beside it. While executing Steps 21 to 23, the lady must skate hip to hip with the man, her tracing following his. After this move is completed, the couple moves into closed hold.

On the next lobe, the lady skates a cross roll onto Step 25, but the man does not. After the lady turns her three-turn aiming at the man (her Step 25), he steps forward (his Step 26) into outside hold with the lady on his right. Steps 27 to 31 are a series of five cross rolls directed down the ice surface. The first cross roll is held for two beats, while the next three cross rolls are one beat each. The partners should skate the cross rolls lightly on well-curved edges. The final step is a cross roll outside swing roll held for three beats, and at its conclusion the lady steps briefly onto a RFI between counts four and one, which enables her to restart the dance.

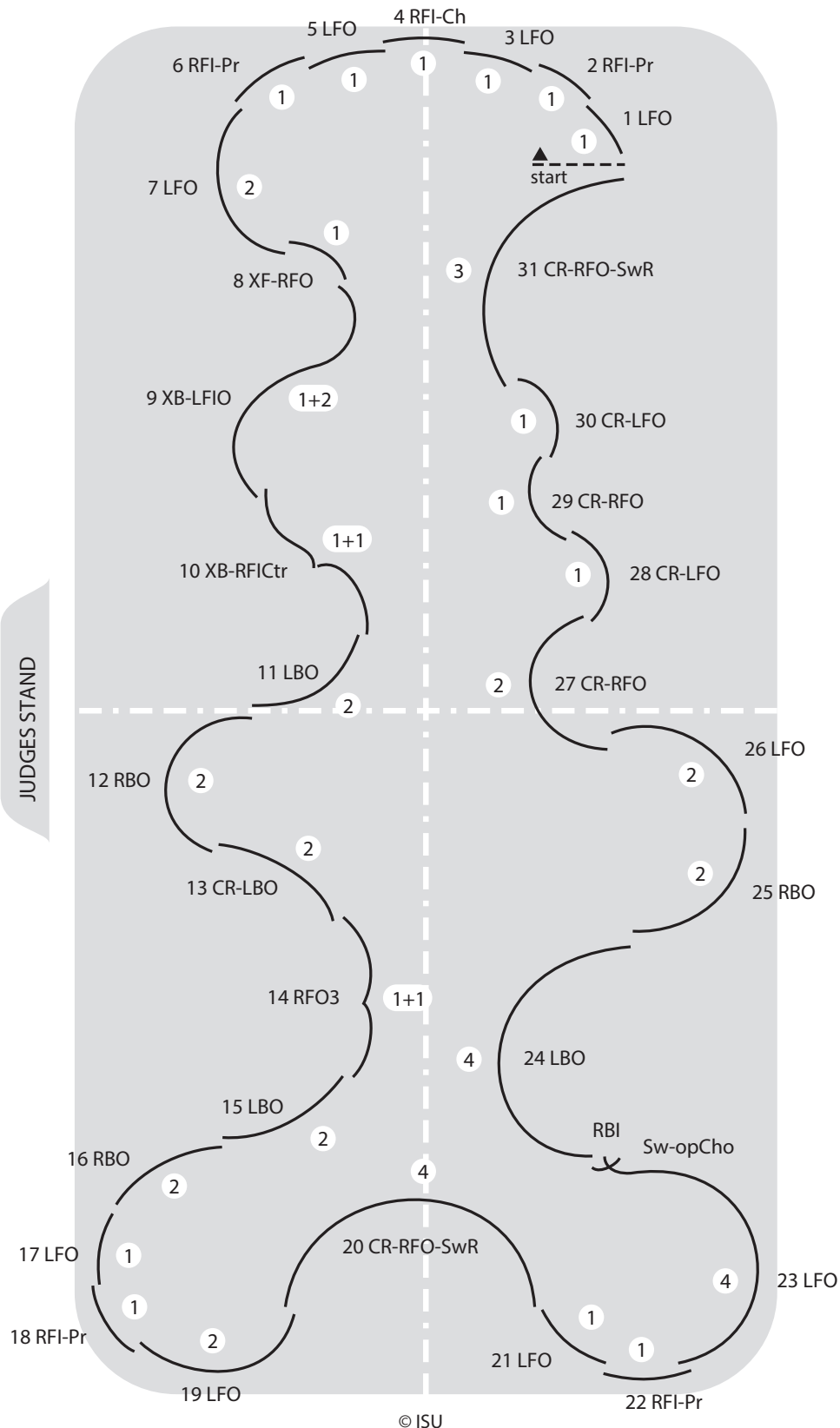
INVENTORS: Reginald J. Wilkie and Daphne B. Wallis

FIRST PERFORMED: Westminster Ice Rink, London, England, 1934

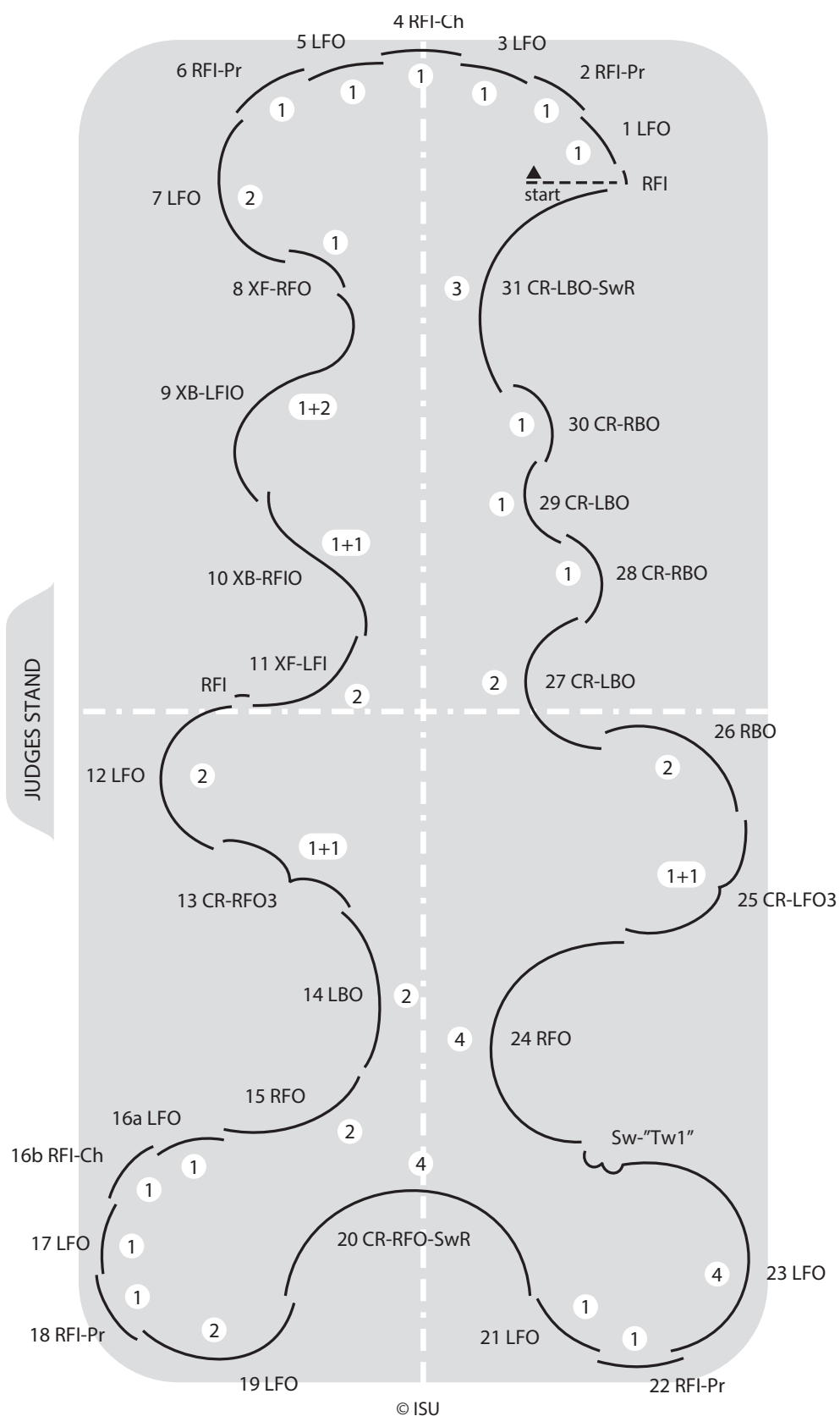
ARGENTINE TANGO — STEP CHART

Hold	Step No.	Man's Step	Number of beats of music			Lady's Step
Open	1	LFO		1		LFO
	2	RFI-Pr		1		RFI-Pr
	3	LFO		1		LFO
	4	RFI-Ch		1		RFI-Ch
	5	LFO		1		LFO
	6	RFI-Pr		1		RFI-Pr
	7	LFO		2		LFO
	8	<u>XF</u> -RFO		1		<u>XF</u> -RFO
	9	<u>XB</u> -LFIO		1+2		<u>XB</u> -LFIO
	10	<u>XB</u> -RFI Ctr	1+1		1+1	<u>XB</u> -RFIO
Closed	11	LBO	2		2 “and”	<u>XF</u> -LFI RFI (between counts 4 & 1)
	12	RBO		2		LFO
	13	CR-LBO	2		1+1	CR-RFO3
	14	RFO3	1+1		2	LBO
	15	LBO		2		RFO
	16a	RBO	2		1	LFO
	16b				1	RFI-Ch
Kilian	17	LFO		1		LFO
	18	RFI-Pr		1		RFI-Pr
	19	LFO		2		LFO
	20	CR-RFO-SwR		4		CR-RFO-SwR
	21	LFO		1		LFO
	22	RFI-Pr		1		RFI-Pr
	23	LFO Sw-OpCho RBI (between counts 4 & 1)		4 “and”		LFO Sw-“Twl” (between counts 4 & 1)
	24	LBO		4		RFO
	25	RBO	2		1+1	CR-LFO3
	26	LFO		2		RBO
Outside	27	CR-RFO		2		CR-LBO
	28	CR-LFO		1		CR-RBO
	29	CR-RFO		1		CR-LBO
	30	CR-LFO		1		CR-RBO
	31	CR-RFO-SwR	3		3 “and”	CR-LBO-SwR RFI (between counts 4 & 1)

ARGENTINE TANGO-MAN — SET PATTERN DANCE



ARGENTINE TANGO-LADY — SET PATTERN DANCE



AUSTRIAN WALTZ

MUSIC RHYTHM:	Waltz 3/4
TEMPO:	60 three-beat measures per minute; 180 beats per minute
ISU MUSIC	
INTRODUCTION:	48 beats, 16 seconds
PATTERN-TIMING:	1 = :49; 2 = 1:38; 3 = 2:27; 4 = 3:16
DURATION:	Test 2 = 1:38 Competition 2 = 1:38 Adult Competition 2 = 1:38
SKATER'S	
CHOICE TIMING:	See Skater's Choice Pattern Dance Timing Chart on the Members Only site
PATTERN:	Optional
TEST:	International
SOLO TEST:	<u>All skaters test lady's steps</u>

The Austrian Waltz is characterized by elegance of line combined with the typical lightness of the Viennese Waltz. It should be skated with strongly curved edges, bending of the skating knee and wide extended movements of the arms and free legs while maintaining a soft flow throughout the waltz.

The three-turns in closed hold should be skated with the feet of the couple close together. The lady's twizzles should be skated well in front of the man. The leading hand of the man must support the lady during her turns so that there are no stops in the flow. During the execution of all of her twizzles, the free foot is crossed in front of the skating foot.

The dance is commenced in Kilian hold with a touchdown three-turn on the left foot for both partners (Step 1). Bending of the skating knee for two beats and rising on count three is essential in order to turn the three easily around the same axis, to keep the flow (in Kilian hold) and to accentuate the waltz character. The very short right back outside edge is skated on the "and" after beat three of Step 1. Steps 2 and 3 are followed by a left forward inside edge held for three beats.

On Step 5, the lady skates an inside three on count six of the measure changing into closed hold and finishes with a swing of her free leg starting on count one with the edge held until count three. Meanwhile, the man skates a crossed behind right forward outside stroke on the count of three and steps on count four on a crossed in front left forward outside edge, swinging his right free leg forward matching the lady's movement for the same beats.

On Step 6, the man turns a three on the right forward outside edge on count six. The lady's back outside edge is an open stroke with her free leg swinging behind to be closed on count six and both partners rising.

The long Step 7 for the lady starts with a right forward outside three on count three, followed by a right backward inside edge with the free leg stretched behind for three beats. Still on the right foot, she changes the edge to a right backward outside edge with her free leg moving in front for the next two beats. To finish the movement she closes her free leg on the next beat to turn her counterclockwise back outside twizzle under the left arm of the man. On Step 7a, the man skates a left backward outside edge for the first three beats. For the next three beats (his Step 7b) he skates a right forward outside edge with free leg stretched behind. His sequence is finished with a left forward cross roll for two beats (his Step 7c) and a three-turn on the last beat matching the twizzle of the lady.

Step 8 is an outside edge for three beats duration with the free leg extended. Step 9a for the lady is an inside Ravensburger-type three turned on count three with a swing of her free leg starting on count four to be held until count six. After a short cross behind left backward outside on the "and" between counts six and one, the lady crosses in front to a right backward inside edge. Keeping her free foot close to the skating foot, she turns a backward inside three-turn on count three to finish with a swing of her free leg starting on count four to be held until count six (her Step 9b). The man's Steps 9a and 9b are a swing roll of six beats and a cross roll swing of again six beats duration. It is important that both partners match their free legs on the last three beats of that section. With the second three-turn of the lady, they change to Kilian hold.

Step 10 for both is a touchdown three turned in Kilian hold on the third beat, followed by a short right backward outside edge skated on the “and” after beat three. Both skaters skate Step 11 for counts four to six as an open stroke with the foot extended back.

The lady continues on her Step 12 with a cross roll and a three-turn on count three followed by a very short left backward outside edge to help to step forward for Step 13a (a touchdown three). During Steps 12a and 13, the man is slightly left of the lady. Step 13 is turned on the count of one (beat four of the step). The lady’s Step 13a is a right forward outside edge for three beats and is followed by a crossed behind left forward inside edge on count one (Step 13b) with a forward extension to match the man’s free leg and finished with a “twizzle-like” motion. Both partners change to a “waltz” hold with their right arms extended in “helicopter” style after Step 13b with the man skating backwards.

Steps 15 to 17 are European Waltz-type three-turns in closed hold. On Step 18 the lady steps her cross roll slightly to the left of the man to turn her three on count six followed by a very short left backward outside (a touchdown three) to step forward to turn their simultaneous three-turns on Step 19 in crossed Foxtrot hold. (The partner’s arms are crossed at their back with the man’s right hand on the lady’s right hip; the lady’s left hand on the man’s left hip).

On the left backward outside edge on Step 20 both partners release their hands in front to move them close to their hips with their other arms still crossed behind their backs. Out of this hold, the lady starts with a right forward outside rocker briefly touching down with the left foot to skate a right backward outside edge lifting the left free arm above the head (her Step 21a). The man steps forward from a crossed behind right backward outside edge (his Step 21a), while the lady turns the rocker behind his back (the Back to Back section), to skate a left forward outside (his Step 21b) holding the lady’s right hand with his left hand and moving his right hand above his head matching the lady’s movement. (For her 21a, the lady steps on one, turns her rocker on count two, briefly touches down to thrust her onto her RBO for counts three, four and five, then skates XB-LBO, her Step 21b, on count six.)

During Step 22, both partners change back to High Kilian hold with their right hands up above shoulder level. On Step 22, the lady skates a cross in front backward inside three turned on count two to skate the right forward outside swing in unison with the man’s forward outside swing roll started with a cross roll. Both turn a left forward inside three (her Step 23a; his Step 23) on count two with the free foot crossed in front. The man finishes his edge still on his left foot with a back swing on counts four, five and six. The lady steps forward (Step 23b) and may match the man’s swing on her right forward outside edge. During the three-turn, the partners change into “closed” hold with the right arms extended in “helicopter” style. The three-turns (Steps 24 and 25) are three-turned on count three. Step 26 is a swing of six beats duration.

On Step 27 the lady turns a fast twizzle (1.5 rotations counterclockwise) on her right forward inside edge on count three, under the left arm of the man, while he skates a left forward outside edge for six beats with his free leg extended on the last three beats to match the lady’s leg action as she holds her RBO edge after her turn.

Step 28 for the lady is a left backward outside twizzle of one rotation turning in the opposite direction (clockwise), and still under the left arm of the man, finishing on a LBO with a swing matching the free leg movement of the man. The first three of the “walk-around threes” (Step 29 for the man; Step 30 for the lady) is turned on beat three of the step. The second three of this set (Step 31a for the man; Step 31b for the lady) is turned rapidly so that the timing for the man is two counts for his left forward outside edge with the three being turned on the “and” between counts two and three. The lady skates her right back outside edge for two counts and her left forward outside three-turn (her Step 31b) for one count.

During these fast turns (walk-around threes) a firm waltz hold, upright position and tight footwork are very important, and the couple must remain opposite skating around the same axis. Step 33 is a left backward outside edge for the lady and a cross roll three-turn for the man in closed hold. For the lady, Step 34 is a right forward outside double three, with the first three-turn being turned on count six and the right backward inside three turned on count three of the next measure. The man’s Step 34a is a left backward outside edge, and his Step 34b is a right forward outside edge changing into Kilian hold as the lady turns her first three-turn. Step 35 is a cross behind left forward inside edge for both skaters held for two counts, and Step 36 is a right forward inside edge in preparation for the restart.

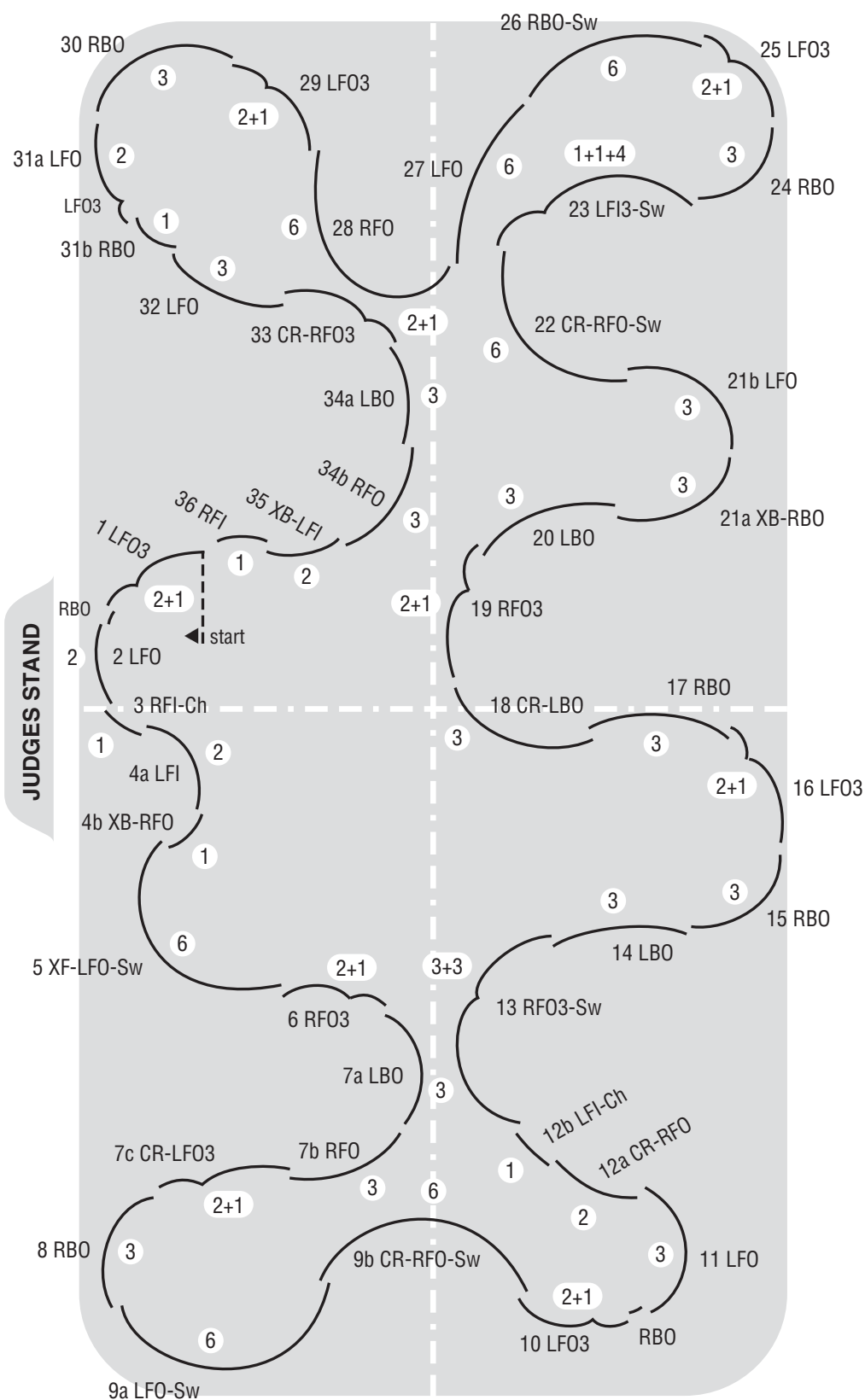
INVENTORS: Susi and Peter Handschmann

FIRST PERFORMANCE: Vienna, Austria, 1979

AUSTRIAN WALTZ — STEP CHART

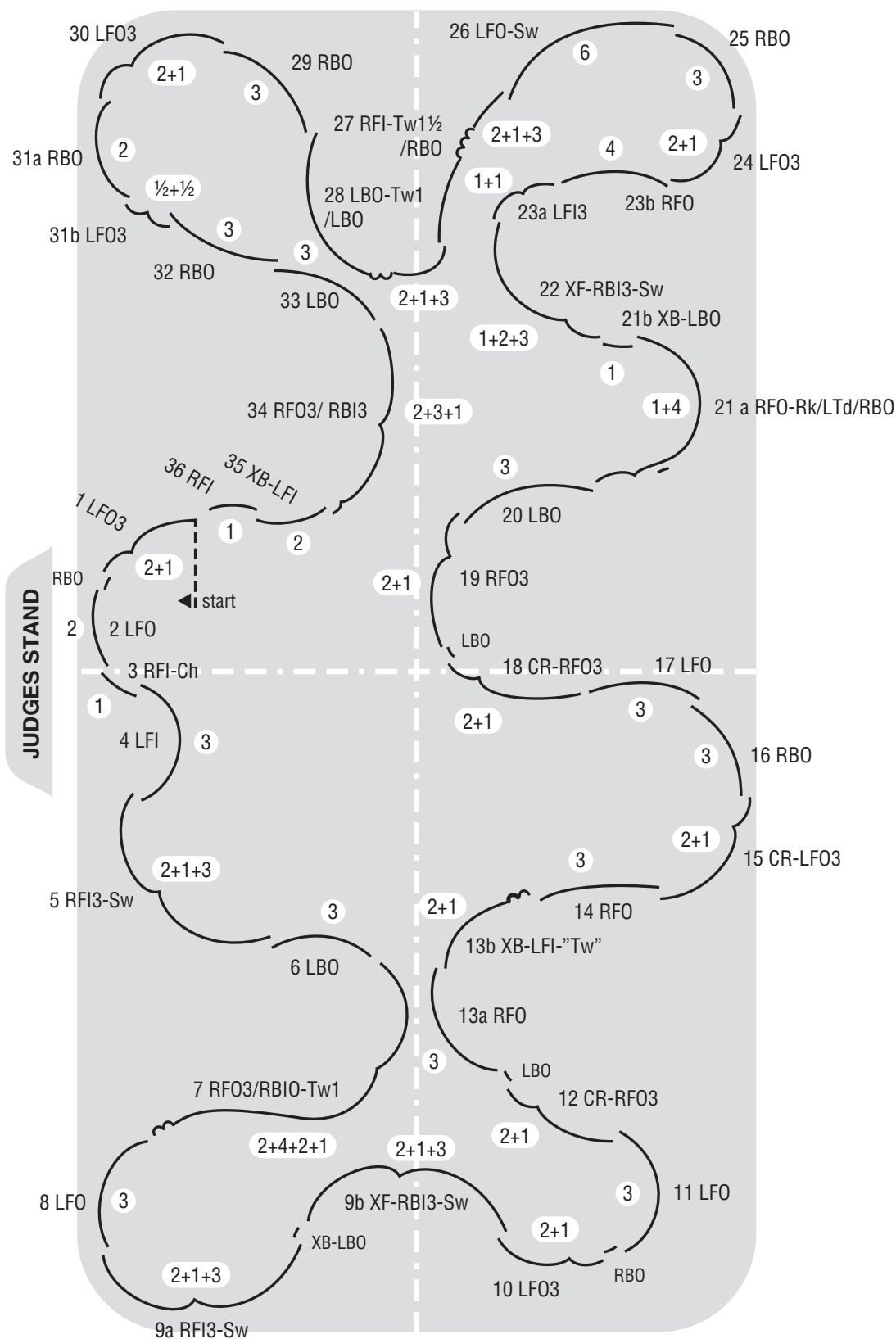
Hold	Step No.	Man's Step	Number of beats of music			Lady's Step
Kilian	1	LFO3 RBO between counts 3 & 4		2+1 "and"		LFO3 RBO between counts 3 & 4
	2	LFO		2		LFO
	3	RFI-Ch		1		RFI-Ch
	4a	LFI	2		3	LFI
	4b	XB-RFO	1			
Closed	5	XF-LFO-Sw	6		2+1+3	RFI3 -Sw
	6	RFO3	2+1		3	LBO
	7a	LBO	3		2+4+2+1	RFO3
	7b	RFO	3			RBIO Tw1
	7c	CR-LFO3	2+1			
	8	RBO		3		LFO
	9a	LFO-Sw	6		2+1+3 "and"	RFI3 Sw XB-LBO
	9b	CR-RFO-Sw	6		2+1+3	XF-RBI3 Sw
Kilian	10	LFO3 RBO between counts 3 & 4		2+1 "and"		LFO3 RBO between counts 3 & 4
	11	LFO		3		LFO
"Closed" Helicopter	12a	CR-RFO	2		2+1 "and"	CR-RFO3 LBO between counts 3 & 4
	12b	LFI-Ch	1			
	13a	RFO3-Sw	3+3		3	RFO
	13b				2+1	XB-LFI-"Tw"
	14	LBO		3		RFO
	15	RBO	3		2+1	CR-LFO3
	16	LFO3	2+1		3	RBO
	17	RBO		3		LFO
Crossed Foxtrot	18	CR-LBO	3		2+1 "and"	CR-RFO3 LBO after ct 6
	19	RFO3		2+1		RFO3
	20	LBO		3		LBO
Back-to- back	21a	XB-RBO	3		1+4	RFO-Rk & L Td/RBO
	21b	LFO	3		1	XB-LBO
Closed to High Kilian	22	CR-RFO-Sw	6		1+2+3	XF-RBI3 -Sw
	23a	LFI3	1+1		1+1	LFI3
"Closed" Helicopter	23b	Sw	+4		4	RFO
	24	RBO	3		2+1	LFO3
	25	LFO3	2+1		3	RBO
	26	RBO-Sw		6		LFO-Sw
	27	LFO	6		2+1+3	RFI-Tw 1 ½ /RBO
	28	RFO	6		2+1+3	LBO-Tw 1 /LBO
	29	LFO3	2+1		3	RBO
	30	RBO	3		2+1	LFO3
	31a	LFO/LFO3 after ct 2	2 "and"		2	RBO
	31b	RBO	1		½+½	LFO3
	32	LFO		3		RBO
	33	CR-RFO3	2+1		3	LBO
	34a	LBO	3		2+3+1	RFO3/RBI3
	34b	RFO	3			
Kilian	35	XB-LFI		2		XB-LFI
	36	RFI		1		RFI

AUSTRIAN WALTZ-MAN — OPTIONAL PATTERN DANCE



© ISU

AUSTRIAN WALTZ-LADY — OPTIONAL PATTERN DANCE



© ISU

CHA CHA CONGELADO

MUSIC RHYTHM:	Cha Cha 4/4
TEMPO:	29 four-beat measures per minute; 116 beats per minute
ISU MUSIC	
INTRODUCTION:	32 beats, 16.5 seconds
PATTERN-TIMING:	1 = :34; 2 = 1:07; 3 = 1:41; 4 = 2:14
DURATION:	Test 2 = 1:07 Competition 2 = 1:07 Adult Competition 2 = 1:07
SKATER'S	
CHOICE TIMING:	See Skater's Choice Pattern Dance Timing Chart on the Members Only site
PATTERN:	Optional
TEST:	International

This dance is designed to introduce dancers to a Latin American rhythm at an early stage of development and help them to appreciate rhythm not only with their feet but also with their bodies. The steps are structured in places so as to portray the feeling of "1, 2 cha-cha-cha." Individual interpretation by couples to add Cha Cha character is permitted provided that integrity of steps, free leg positions and dance holds are maintained. Retrogressions on pattern transitions are permitted.

Steps 1 and 2 are skated on a lobe toward, then away from the barrier. Steps 3 and 4 are slip steps. The man skates three slip steps (Steps 3, 4 and 5) of half-beat each, but on the last one, the man remains on his left foot for another half-count, and the right foot is lifted. The lady skates three slip steps also, but as she completes her third slip (Step 5a) she crosses the left foot behind on the second half-count for Step 5b. There is a tendency for ladies to omit Step 5b due to the difficulty of the weight transfer onto the step. Credit should be given by the judges to those ladies who can perform it properly. Steps 1 to 5 are skated in outside hold and give the timing of a "1, 2 cha-cha-cha." On Step 6 the dancers change to hand-in-hand hold (lady's right hand in the man's left, lady's left hand in the man's right) to skate a series of cross in front touch down steps.* On Step 7, the man changes sides to the right of the lady's tracing as he turns his rocker and she her three-turn. After they make their turns on Step 8, the lady is on the left of the man's tracing, switching to his right side after Step 9.

On Step 10, the partners assume closed hold, and on Step 11, both partners extend the free leg to the back on the third beat (musical count one). On Step 14, the lady releases her left hand from the open hold and passes under the man's left arm as she does the mohawk.

On Step 23, the lady places her left hand in the man's right hand. Step 24 is a swing closed mohawk for both dancers but in opposite directions, so that they turn their back toward each other, releasing hands. On Step 25, the lady places her right hand in the man's left. (Note that Step 25 is a cross in front for both (XF-RBI for the man; XF-LBO for the lady.))

Steps 27 to 36a are skated in Kilian hold, and Steps 27 to 36 are the same for both partners. They skate a series of touch down steps* in Kilian hold (Steps 27 to 29). Leading to the conclusion of the dance is an extremely deep left forward inside edge for both. It is permitted to retrogress on the pattern as long as this is reflected in a degree of control. The lady then executes an open mohawk (her Steps 37a and 37b) to be in position to restart the dance.

* Note: Steps 6 to 9 and 27 to 29 should be skated with a brief but decisive weight transfer (touchdown) to the other foot on the "and" between counts returning to the original edges.

INVENTORS: Bernard Ford, Kelly Johnson, Laurie Palmer and Steven Belanger

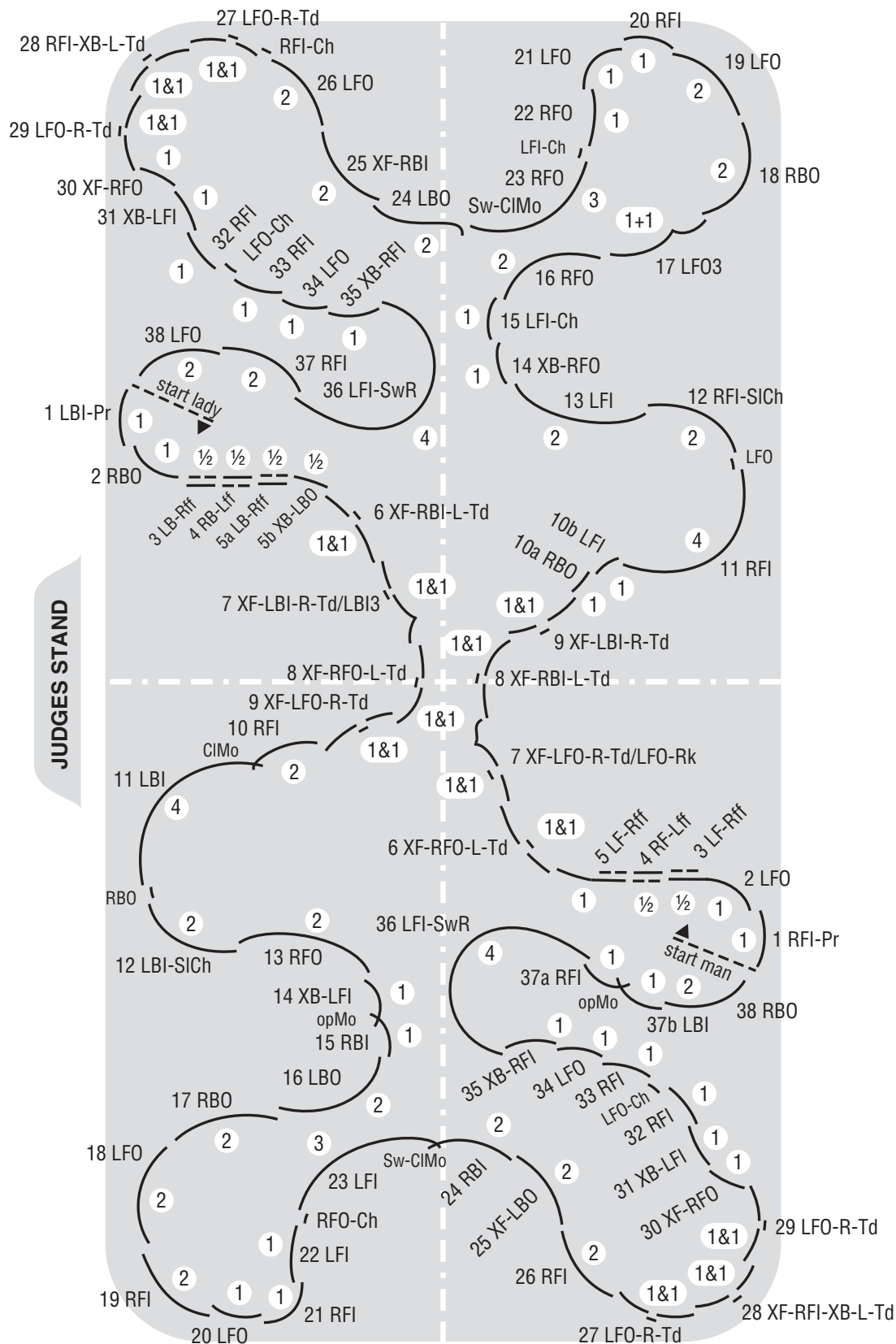
FIRST PERFORMANCE: Richmond Hill, Ontario, Canada, 1989

CHA CHA CONGELADO — STEP CHART

Hold	Step No.	Man's Step	Number of beats of music			Lady's Step
Outside	1	RFI-Pr		1		LBI-Pr
	2	LFO		1		RBO
	3	LF-Rff Slip Step		½		LB-Rff Slip Step
	4	RF-Lff Slip Step		½		RB-Lff Slip Step
	5a	LF-Rff Slip Step (R foot lifted forward at end of step)	1		½	LB-Rff-Slip Step
	5b				½	XB-LBO (R foot lifted forward at end of step)
Both hand-in-hand	6	XF-RFO with L-Td		1&1		XF-RBI with L-Td
	7	XF-LFO with R-Td LFO-Rk		1&1 “and”		XF-LBI/R-Td /LBI3
	8	XF-RBI with L-Td		1&1		XF-RFO with L-Td
	9	XF-LBI with R-Td		1&1		XF-LFO with R-Td
Closed	10a	RBO	1		2	RFI
	10b	LFI	1			CIMo
	11	RFI LFO		4 “and”		LBI RBO
	12	RFI-SlCh		2		LBI-SlCh
Open	13	LFI		2		RFO
	14	XB-RFO		1		XB-LFI OpMo
	15	LFI-Ch		1		RBI
Closed	16	RFO		2		LBO
	17	LFO3	1+1		2	RBO
	18	RBO		2		LFO
Open	19	LFO		2		RFI
	20	RFI		1		LFO
	21	LFO		1		RFI
One hand-in hand	22	RFO LFI-Ch		1 “and”		LFI RFO-Ch
	23	RFO Sw-CIMo	3 Musical count 4 — 1 — 2			LFI Sw-CIMo
	24	LBO		2		RBI
	25	XF-RBI		2		XF-LBO

Hold	Step No.	Man's Step	Number of beats of music			Lady's Step
Kilian	26	LFO RFI-Ch	2 “and”		2	RFI
	27	LFO with R-Td		1&1		LFO with R-Td
	28	XF-RFI with XB-L-Td		1&1		XF-RFI with XB-L-Td
	29	LFO with R-Td		1&1		LFO with R-Td
	30	XF-RFO		1		XF-RFO
	31	XB-LFI		1		XB-LFI
	32	RFI LFO-Ch		1 “and”		RFI LFO-Ch
	33	RFI		1		RFI
	34	LFO		1		LFO
	35	XB-RFI		1		XB-RFI
	36	LFI SwR		4		LFI SwR
	37a	RFI	2		1	RFI OpMo
	37b				1	LBI
Open	38	LFO		2		RBO

CHA CHA CONGELADO — OPTIONAL PATTERN DANCE



FINNSTEP

MUSIC RHYTHM: Quickstep 2/4
 TEMPO: 52 two-beat measures per minute; 104 beats per minute

ISU MUSIC
 INTRODUCTION: 32 beats, 18.5 seconds
 The first step of the Finnstep may be started either immediately after the introductory music of eight beats (4 bars), which occurs approximately four seconds after the music starts, or the couple can start the dance when phrasing repeats after 8+32 beats (4+16 bars), which occurs approximately 23 seconds after the music starts. If the dance is started in other places, the phrasing of the music will be incorrect.

PATTERN-TIMING: 1 = :38; 2 = 1:16; 3 = 1:54; 4 = 2:32

DURATION: Test 2 = 1:16
 Competition 2 = 1:16
 Adult Competition 2 = 1:16

SKATER'S
 CHOICE TIMING: See Skater's Choice Pattern Dance Timing Chart on the Members Only site

PATTERN: Optional

TEST: International

SOLO TEST: All skaters test lady's steps

The Finnstep is a fun, fast dance. The best way to describe it is that it resembles "sparkling champagne". It is a ballroom type Quickstep, and should be danced very lightly, so to speak "over-the-top". This dance is not serious, so it can even be performed a bit comically. Polka/Folklore character should be avoided.

It requires very crisp and tidy timing as well as footwork. The timing is the most important characteristic of the dance and lack of crisp and clean timing and character, should be penalized severely. The accent should always be at the beginning of the beat – not just on the beat. By skating the steps at the beginning of the beat, the couple achieves the required lightness. This dance measures the musicality of the couples.

The posture should be very upright, almost stiff throughout the dance. It is essential to skate the longer steps with strong, well rounded, deep edges to contrast with the crisp light steps, toe steps and hops (small jumps without rotation) found throughout the dance! Just skating the steps is not enough. It is how the steps are executed and what is "said and expressed" with the technique that is important, not the technique in itself. The technique is only a tool for expression which must be strong!

1. The Promenade Section

The Promenade Section sets up the character of the dance. Accurate and crisp timing with emphasis on the upbeat as well as the "and"-beats is crucial for a successful performance here. The first part of this section is skated in open hold on a straight line across the rink, with light hops and upright style to resemble a typical ballroom Quickstep. The lady's twizzle of 1½ rotations (her Step 12) needs to be very fast. At the conclusion of her twizzle, the couple skates Steps 13-18 in partial outside hold (like the Viennese opening steps), before moving to outside hold on step 19. Good, clean free-leg action is also to be valued throughout this part. The "hop-moves" need to be executed in complete unison using only the legs and knees, not the upper body. Holds and positions need to be elegant, upright, levelled, the upper body lifted erect and almost stiff.

2. Turn, Twizzle and Stop Section

This section needs to be skated with controlled, deep, nicely flowing edges without losing the character and the rhythm of the dance. After the simultaneous twizzles (Step 21) the partners are face-to-face, clasping left hands, with their right arms extended to the side and a little higher than shoulder level. The exit edge of Step 21 (RBI for man; RFO for lady) needs to be well controlled with the free legs stretched behind. On Step 23 the partners move into open hold. During the leg swing, in preparation for the swing closed choctaw (Step 32), the lady moves ahead under the man's left arm to hand in hand, with arms bent. On Step 33a the man skates an open RBI mohawk, while the lady starts her Step 33 on an RBI followed by her change of edge in preparation for their second set of simultaneous twizzles (his Step 33c while she continues her Step 33). The couple passes through waltz hold, then the lady's left arm briefly touches the man's back. The man's left hand holds the lady's right during the twizzle. After turning their twizzles (one rotation for the man; 1½ for the lady), the couple slides into a stop in Kilian with both of their arms extended to the side and their hands clasped in a "butterfly" hold, and with their free legs extended to the side.

Steps 34-42 are performed on the spot (shown as stationary steps on the diagrams). These character toe steps should be executed with light feet and crisp timing. Good clean free leg action with the free legs held at at least 45° angles is essential. During the toe steps the couple moves into partial outside hold. The pendular movement of the free leg moves slowly from side to back. On Steps 34, 35, and 36 there is pendular movement of the free leg as it moves slowly from side to back coupée. On Step 38 the free leg is extended to the front, in back coupée on Step 39, extended to the front on Step 40, in back coupée again on Step 41. They conclude the stationary section on Step 42 on their toe picks with both feet close together.

3. Crossing Paths (Changing Sides) Section

To achieve the dynamics of performing this section of the dance the couple needs to accelerate, creating a clear crescendo. The pattern is permitted to “backtrack” after the stop to enable the couple to have room to complete the pattern and achieve the correct restart. The section starts on Step 43 with a hop forward landing on the left foot. Steps 46, 47, and 48 should be executed with the free leg bending back 90°, knees parallel and steps lightly hopped. In the crossing paths section it is important that Steps 52 and 58 for the lady, and 51b and 58 for the man are skated with a good edge across ice to enable the passing by of the couple (so that the couple “zig zag”). The changing of sides on Steps 54 & 61 should be done lightly, with good, matching knee action, however Polka/folk dance character should be avoided. The many hold and position changes throughout this section should be done effortlessly, with ease. The cross behind closed choctaw (Step 64) must be skated with clean and deep edges to enable tight, simultaneous twizzles just before the re-start. A poor execution of the choctaw and twizzle will lead to difficulties for the re-start and poor character of the first part of the dance.

Summary

Dance is a means of expression. If the execution of this dance does not evoke feelings in the audience, even if it were technically correct and clean, it would not be a successful performance. The dance must be as much fun to watch as it is to dance; otherwise, the performers should not be rewarded with good marks.

INVENTORS: Susanna Rahkamo and Petri Kokko with Martin Skotnicky

FIRST PERFORMED: European Championships, 1995, Dortmund, Germany

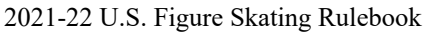
FINNSTEP — STEP CHART

Hold	Step No.	Man's Step	Number of beats of music			Lady's Step
1. Promenade Section						
Open	1	XB-RF		½		XB-RF
	2	LF		½		LF
	3	RF		½		RF
	4	XB-LF		½		XB-LF
	5	RF-Tp		½		RF-Tp
	6	LF-Tp Ch		½		LF-Tp Ch
	7	RF/H		½+½		RF/H
	8	LF/H		½+½		LF/H
	9	RF/H		½+½		RF/H
	10	LFO		½		LFO
	11	RFI-Pr		½		RFI-Pr
	12a	LFO	½		½+½	LFO-Tw 1½
Partial Outside*	12b	RFI-Ch	½			
Partial Outside*	13	LFO		½		RBO
	14	RFI		½		LBI-Pr
	15	LFO3/H		½+½		RBO/H
	16	RBO		½		LFO
	17	LBI-Pr		½		RFI-Pr
	18	RBO/H		½+½		LFO3/H
Outside	19a	LFI	1		½+½ +1+1 “and”	Wd-RBI3/ RFO/RFOBr /RBI/H
	19b	RFO	1			
	20	XB-LFI	2		1	XB-LBO
2. Turn, Twizzle and Stop Section						
Hand-in-hand after Tw (see text)	21	RFO-Sw3 /RBI Tw 1 /RBI	½ + 1 + ½ + 1		1+1 + 1	XF-RBI/RBI Tw 1½ /RFO
No hold	22	LBO3	½+½		1	LFI
Open	23	RFO		1		RFO
	24	LFI-Pr		1		LFI-Pr
	25	RF-Tp		½		RF-Tp
	26	LF-Tp Ch		½		LF-Tp Ch
	27	RFI		1		RFI
	28	LFO		½		LFO
	29	RFI-Ch		½		RFI-Ch
	30	LFO		1		LFO
	31	RFI-Pr		1		RFI-Pr
	32	LFO Sw-Cl Cho		3		LFO Sw-Cl Cho
See text	33a	RBI OpMo	1		2+	RBI (left leg moves back)
See text	33b	LFI	1			
Stop in Butterfly (see text)	33c	RFI/RFI Tw 1 /RFI (Slide into Stop)	1+1+2		1+1 +2	/RBO/RBO Tw 1 ½ /RFI (Slide into Stop)
“Kilian” (arms extended)	Stationary Steps					
	34	L-Tp-H		1		L-Tp-H
	35	R-Tp		1		R-Tp
	36	Lp-Tp		½		Lp-Tp

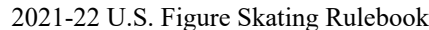
Hold	Step No.	Man's Step	Number of beats of music			Lady's Step
Partial Outside*	37a	R-Tp-H		½		R-Tp-H (lady turns on Tp to face man)
	37b	R-Tp-H		½		R-Tp-H
	37c	R-Tp-H		½		R-Tp-H
	38	XB-L-Tp		½		XB-L-Tp
	39	R (flat)		½		R (flat)
	40	XB-L-Tp		½		XB-L-Tp
	41	R (flat)		½		R (flat)
	42	R+L		½		R+L
End of Stationary Steps						
3. Crossing Paths Section						
Open	43	L-Tp-H		½		L-Tp-H
	44	RFO		½		RFO
	45	LFI-Ch		½		LFI-Ch
	46	RFO		1		RFO
	47	LFI OpMo		1		LFI
Partial Outside	48	RBI		½		RFO
	49	LBO		½		LFI
	50	RBI		½		RFO
Open	51a	LFO	¼		½	XB-LFI
	51b	XB-RFI	¼			
	52	LFI HOpMo		½		RFI HOpMo
Hand in hand side by side	53	RBI (man's left hand up)		½		LBI
Change sides (stays hand in hand)	54	LFI ClCho		½		RFI ClCho
	55	RBO		½		LBO
	56	XF-LBI/H		½+½		XF-RBI/H
	57	RFO		½		LFO
	58	XB-LFI		½		XB-RFI
	59	RFI HOpMo		½		LFI HOpMo
Change sides	60	LBI		½		RBI
	61	RFI ClCho		½		LFI ClCho
	62	LBO		½		RBO
	63a 63b	XF-RBI /RBI Br /RFO-H	1+ ½ + ½		½ 1+½	XF-LBI RFO /H
Kilian	64	LFI XB-ClCho		2		LFI XB-ClCho
	65	RBO3 /RFI Tw 1½		1+1+1 1½		RBO3 /RFI Tw 1½
Open	66	LFO		¼		LFO
	67	RFI-Ch		¼		RFI-Ch
	68	LFO		½		LFO
	69	RFI-Pr		½		RFI-Pr
	70	LFO		1		LFO

Tp Toepick
 H Hop
 HOpMo Hopped Open Mohawk

FINNSTEP-MAN — OPTIONAL PATTERN DANCE



FINNSTEP-LADY — OPTIONAL PATTERN DANCE



GOLDEN WALTZ

MUSIC RHYTHM:	Viennese Waltz 3/4
TEMPO:	62 three-beat measures per minute; 186 beats per minute
ISU MUSIC	
INTRODUCTION:	48 beats, 15.4 seconds
PATTERN-TIMING:	1 = :59; 2 = 1:58; 3 = 2:57; 4 = 3:56
DURATION:	Test 2 = 1:58 Competition 2 = 1:58 Adult Competition 2 = 1:58
SKATER'S	
CHOICE TIMING:	See Skater's Choice Pattern Dance Timing Chart on the Members Only site
PATTERN:	Optional
TEST:	International
SIDE TO START:	First steps started on side opposite the judge's stand
SOLO TEST:	<u>All skaters test lady's steps. The dip on Step 21 and the drape on Step 30b are not required.</u>

The Golden Waltz is a complex dance incorporating many new positions not previously used in pattern dances e.g. "spread eagle" etc.

It is danced with long edges, interspersed with three-turns and twizzles, and dancers require extra control because of the intricate nature of the steps, positions and changes of hold. The pattern of the dance, while optional, must be skated with well-rounded lobes. It is necessary to maintain consistent flow and a lilting waltz character throughout.

The dance starts in closed hold for the opening three-turns. On Steps 1 to 7, the man begins by traveling backwards starting on his RBO on beat one for the "walk-around" threes with the feet of the partners offset. The feet are placed on the ice between the feet of the partner. The couple remains in closed hold until Step 7, which is executed in reverse tango hold in which the lady, after the cross roll, executes a twizzle of one rotation skated to one beat of music and on the swing roll they pass through Reversed Kilian hold to hand-in-hand hold.

Steps 8 to 14 are the same for both partners. Step 8 is a RBO cross roll with the free legs in a front coupée position. At Step 9, the couple changes to Kilian hold where the lady's left hand is placed on the man's left shoulder with their free arms extended to skate side by side touch down threes-turns for Steps 9 to 12. On Step 13 there is a change of hold at an optional point to a "wrapped" Kilian in which the man's left and the lady's right hands are clasped in front of them while the lady's left hand is placed across the front of her body to hold his right hand to her right hip. His right arm crosses behind her back to hold her left hand. The free legs are raised behind, over the ice, at an angle of 40-50 degrees, while skating side-by-side double three-turns on a nine-beat long edge. On the second beat of Step 14, which begins from a cross roll, the knee of the skating leg is straightened.

Step 15 begins as a cross behind for both partners followed by a bracket for the lady and an open mohawk for the man (his Steps 15a and b). The partners remain in Kilian hold, but the left hand of the lady holds (or briefly touches) the man's right hand, and the lady's right hand holds the man's left hand over her head to skate these opposite turns for both partners. On Step 16, the partners assume standard Kilian hold, and the man skates a wide Step 17. On Step 18, the free legs are extended, and Step 19 is a left forward outside.

On Step 20, the partners are in Kilian hold while the lady's left hand rests behind the man's left shoulder (optional) and the lady's right hand and the man's left hand are freely open. On the fifth beat of her double three there is a change of hold to Reversed Kilian with the left foot in passé.

On Step 21, the free legs of both partners swing forward for three beats while the man lowers the lady into a semi-sitting position (where her free leg is extended forward, and her outstretched body is nearly parallel to the ice). The partner completes the movement by lifting the lady so they both can skate side-by-side threes ending with front coupées.

Step 22, which is a 12-beat series of three-turns on one foot, starts in Reversed Kilian hold. The lady performs her first two threes by wrapping around the man while both of their free legs are in attitude position with the lady's first three turned under the man's right hand. On beat seven, the hold is changed so that the lady takes the place of the man in Reversed Kilian hold. During their joint three-turns, performed on beat nine, the free legs are moved to back coupée. After these three-turns, on the last three beats, the free legs are extended and raised behind, and simultaneously the knee of the skating leg is straightened. Step 23 begins in Kilian hold with their left arm and free legs stretched out in front. On Step 24, the lady passes under the man's left arm with their right arms stretched in front.

On Step 26, the partners start in open hold. For the first three beats the man holds the extended position described above, and then on beat four he bends his skating knee and free leg into a pivot position while the lady skates her Steps 26(a), 26(b) and 26c. On Step 26c, the man skates a spread eagle into a rocker and then into a LBIO. The lady turns the first RF13 on count two and a second RFO3 on count six, followed by a fast touch down on the left foot on the "and" between beats six and one to enable her to initiate the RFO3, which is turned on count three of the new measure. After the lady's first three-turn on Step 26c, there is a change of hold to "closed" with the lady's free leg stretched to the front and the man's free leg stretched behind. At the end of Step 27, the lady performs a one-beat clockwise twizzle of one rotation. On beat three of Step 28, the couple changes hold to Kilian. The lady makes a very quick XB-LBO to change feet before Step 29.

On Step 30, the left hands are raised, and on beat four the man makes a shallow drag (his Step 30a), while the lady skates Step 30(a). During her Step 30(b), which is very difficult as she must skate a 15-count step all on one foot, there is a change of hold. The lady performs an inside three-turn on beat one and holds the back outside exit edge from the three-turn for two beats and, afterward, completes a back outside twizzle of two rotations taking three beats. During her twizzle, the man performs a RF13 with a strongly bent knee (his Step 30c). The lady continues Step 30b and, after the twizzle, remains on her right skating leg, assuming a position with the free leg stretched in front and the body nearly parallel to the ice (her layback position). In this position she executes a back outside three-turn and then, after drawing herself up on beats 13 and 14 of the step, completes a right forward inside "twizzle-like motion" on beat 15 of the step (count three of the measure), then pushes onto to her LFI (Step 31). Meanwhile, the man skates a two-footed three-turn (his Step 30d), lifts and extends his free leg on Step 30e and concludes with a series of cross steps (his Steps 30f and g) These steps are known as the "Cascade and Dip" section.

During the man's Step 30f, there is a change of hold to tango that is retained by the man until the lady's Step 32, with the man slightly ahead throughout his double three-turns (his Step 32).

During the man's second three-turn, on Step 32, the hold is reversed to Kilian with the lady's right hand behind and on the man's shoulder, and the man's right hand and the lady's left hand open. The free legs of both partners are stretched behind. On Step 33, after the man's second three-turn, the couple is in Kilian hold with the lady's left hand behind and on the left shoulder of the man, and the man's left hand and lady's left hand open.

Steps 34 to 45 are the same for both partners. On Step 34, the partners move into open hold with the man's right hand on the lady's waist to execute the open swing choctaws. They begin with a RFI progressive for three beats with the free legs stretched behind, followed by a forward swing. Steps 34 and 35 and 40 and 41 are open swing side-by-side choctaws — the first in open hold (Steps 34 and 35) and the second in Kilian hold (Steps 40 and 41). Step 44 is a wide step for both partners. Step 46 for the lady is an open mohawk, while the hold changes to closed. Step 47 is performed on both feet, the majority of the body weight for the lady mainly on her right foot and the man on his left foot. The man executes a quick three-turn after the third beat to be in position to restart the dance.

INVENTORS: Natalia Dubova, Marina Klimova and Sergei Ponomarenko

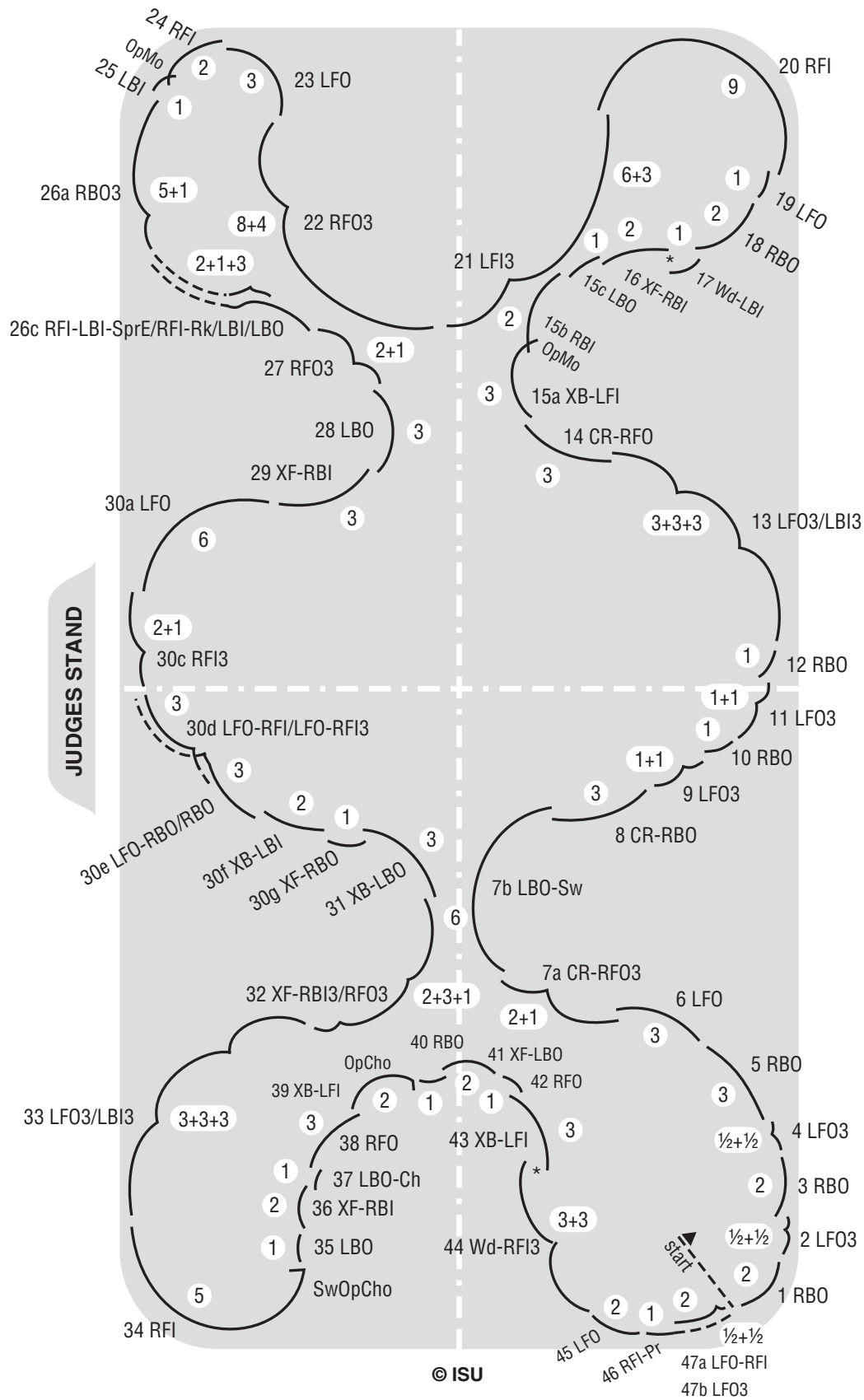
FIRST PERFORMANCE: Moscow Cup 1987, Moscow, USSR

GOLDEN WALTZ — STEP CHART

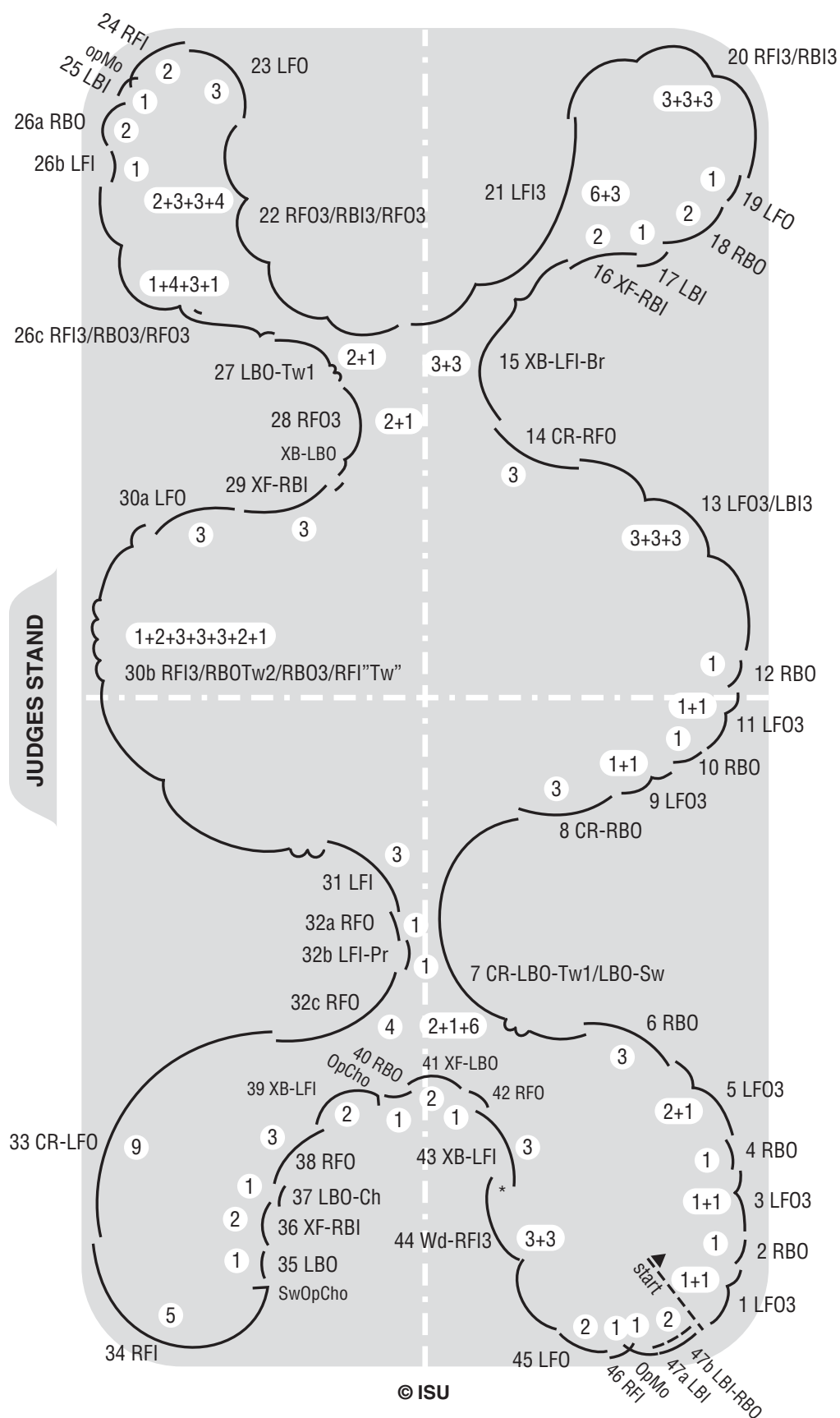
Hold	Step No.	Man's Step	Number of beats of music			Lady's Step
Closed	1	RBO	2		1+1	LFO3
	2	LFO3	½+½		1	RBO
	3	RBO	2		1+1	LFO3
	4	LFO3	½+½		1	RBO
	5	RBO	3		2+1	LFO3
	6	LFO		3		RBO
Tango	7a	CR-RFO3	2+1		2+1 +6	CR-LBO Tw 1 /LBO-Sw
Reversed Kilian to hand-in-hand	7b	LBO-Sw	6			
	8	CR-RBO		3		CR-RBO
“Kilian” (arms extended)	9	LFO3		1+1		LFO3
	10	RBO		1		RBO
	11	LFO3		1+1		LFO3
	12	RBO		1		RBO
“Kilian” (arms wrapped)	13	LFO3/ LBI3		3+3+3		LFO3/LBI3
	14	CR-RFO		3		CR-RFO
	15a	XB-LFI OpMo	3		3+3	XB-LFI-Br
	15b	RBI	2			
	15c	LBO	1			
Kilian	16	XF-RBI		2		XF-RBI
	17	Wd-LBI		1		LBI
	18	RBO		2		RBO
	19	LFO		1		LFO
	20	RFI	9		3+3+3	RFI3/RBI3
Reversed Kilian	21	LFI3		6+3		LFI3
	22	RFO3	8+4		2+3 3+4	RFO3/RBI3 /RFO3
“Kilian” (see text)	23	LFO		3		LFO
	24	RFI OpMo		2		RFI OpMo
	25	LBI		1		LBI
Open	26a	RBO3	5+1		2	RBO
	26b				1	LFI
Closed	26c	RFI-LBI SprE /RFI Rk- LBI /LBO	2 +1 +3		1+4 +3+1	RFI3 /RBO3/ RFO3 (with slight Td of left foot before 3rd 3-turn)
	27	RFO3	2+1		2+1	LBO Tw 1
	28	LBO	3		2+1 “and”	RFO3 XB-LBO (between cts 6 & 1)

Hold	Step No.	Man's Step	Number of beats of music			Lady's Step
Kilian	29	XF-RBI		3		XF-RBI
	30a	LFO	6		3	LFO
Changing	30b				1+2	RFI3 /RBO Tw2/ RBO3 /RFI "Tw"
Closed	30c	RFI3	2+1		+3	
	30d	LFO-RFI /LFO-RFI3 (between cts 3&4)	3 "and"		3+3+2	
	30e	LFO-RBO (started briefly on 2 feet) /RBO	3		+1	
	30f	XF-LBI	2			
Changing	30g	XF-RBO	1			
Closed	31	XB-LBO		3		LFI
Reversed Kilian	32a	XF-RBI3 /RFO3	2+3		1	RFO
	32b		+1		1	LFI-Pr
	32c				4	RFO
Kilian	33	LFO3/LBI3	3+3+3		9	Cr-LFO
Open	34	RFI Sw OpCho		5		RFI Sw OpCho
	35	LBO		1		LBO
	36	XF-RBI		2		XF-RBI
	37	LBO-Ch		1		LBO-Ch
Kilian	38	RFO		3		RFO
	39	XB-LFI OpCho		2		XB-LFI OpCho
	40	RBO		1		RBO
	41	XF-LBO		2		XF-LBO
	42	RFO		1		RFO
	43	XB-LFI		3		XB-LFI
	44	Wd-RFI3		3+3		Wd-RFI3
	45	LFO		2		LFO
	46	RFI-Pr		1		RFI OpMo
Closed	47a	LFO-RFI /LFO3	2+		1	LBI
	47b		$\frac{1}{2}+\frac{1}{2}$		2	LBI-RBO

GOLDEN WALTZ-MAN — OPTIONAL PATTERN DANCE



GOLDEN WALTZ-LADY — OPTIONAL PATTERN DANCE



© ISU

MIDNIGHT BLUES

MUSIC RHYTHM: Blues 4/4
 TEMPO: 22 four-beat measures per minute; 88 beats per minute

ISU MUSIC
 INTRODUCTION: 32 beats, 21.8 seconds

PATTERN-TIMING: 1 = :49; 2 = 1:38; 3 = 2:27; 4 = 3:16

DURATION: Test 2 = 1:38
 Competition 2 = 1:38
 Adult Competition 2 = 1:38

SKATER'S
 CHOICE TIMING: See Skater's Choice Pattern Dance Timing Chart on the Members Only site

PATTERN: Set

TEST: International

SOLO TEST: All skaters test lady's steps except Steps 23 and 24. The man's steps will be skated for Steps 23 and 24, changing back to the lady's steps on Step 25. Step 23 spiral not required and free leg position optional.

The Midnight Blues should be skated with strong edges and deep knee action to achieve the desired slow, rhythmic, relaxed and easygoing expression. Individual interpretation by the couple to add blues character is permitted, provided that the steps, free leg positions and positions/holds are maintained. The dance must be skated with the full pattern and deep lobes as described in the diagram.

“The Beginning Section” — Steps 1 to 4

The dance begins with the couple in an unusual open position (reverse Foxtrot hold) skating progressive Steps 1 and 2 (which mirror each other) and should be skated on an even lobe that starts toward the center of the rink. On Step 3, the lady skates two fast “behind cross foot” three-turns (Steps 3a and 3b), turning on the last half count of beat three and the last half count of beat four while the man joins her as he skates his RFO “behind cross foot” three-turn, turning on the last half count of beat four. On Step 4a, the man passes the lady (to track behind her) while they assume a brief “Kilian” hold (with both of his hands on her hips). On this step (Step 4 for the lady), they commence with the free foot remaining crossed behind and then skate with “fan” leg kicks, ending with back coupées (on count three), after which the lady skates a slight change of edge on count four while the man steps forward on a RFI (Step 4b) on count four of the same measure.

“The Swing Change to the Tuck” — Steps 5 to 9

The couple skates two one-beat progressive/run steps (Steps 5 and 6) in closed hold before assuming outside hold during the swing before the change of edge for the beginning of Step 7. On Step 7, the man skates a LFO while swinging the free leg forward on count four of the measure, changes edge to LFI and swings his free leg back on count one of the next measure, turns his three on count two of the next measure (while resuming closed hold), concluding with a leg lift. The lady matches this step with a RBO with back free leg swing, changing to RBI with forward free leg swing before her back three-turn and leg lift. On count one of the next measure, the man skates a cross in front RBI (Step 8) while the lady performs a LFI progressive/run. He skates a wide LBI (Step 9a), then a RBO (Step 9b) concluding with a leg tuck on count four, while the lady steps wide onto her Step 9, turns her RFI three-turn on count two, and moves into a brief Kilian hold and concludes with a matching leg tuck.

“The Swoop” — Steps 10 to 12

This section of the dance begins on count one with Step 10, a cross in front LBI for the man and a LFO for the lady in closed hold. The man commences his long nine-beat Step 11 on count two, turns a RBO three-turn on count three, executes a front coupée-RFI bracket on count four, a coupée behind on count one of the next measure; he then holds the RBO edge with his free foot extended back for three more counts whereupon he skates a change of edge (after which outside hold is assumed), extends his free leg forward (placing his left ankle under the lady's left ankle while she is in “attitude” position) for two beats, and concludes with a RBI rocker on the “and” at the end of count two of the next measure. The lady, during the man's Step 11, skates a right progressive (Step 11a), then a LFO front coupée three-turn (Step 11b) while he turns his bracket. For Step 11c, after a RBO three-turn turned under his left arm (turned on count two of the next measure), they resume closed hold. She extends her left leg backward, and as she changes edge to an outside, they assume outside “hand-to-hand” hold (so the lady is now facing the man with both hands extended) and places her extended bent left leg behind her (across her tracing) in her “attitude” position (where his left ankle touches hers) for two beats (counts one and two of the next measure). They conclude this step with her RFO

rocker and his RBI rocker on the “and” between counts two and three. On count three, the man then thrusts strongly (in reverse outside hold) on to a LFO (Step 12) for his LFO three on count four, while she skates a cross in front LBI and then turns her counterclockwise twizzle of one revolution, on count four as well, followed by a very short RBO on “and.”

“The Edge Section” — Steps 13 to 16

On Step 13, the lady skates a four-beat LFO. The man skates a two-beat RBO (Step 13a) in closed hold and a LFO (Step 13b) for two beats in open hold. The couple skates a RFO cross roll (Step 14) as the man turns his three-turn on count two and extends his free leg to match the lady’s four-beat swing roll. This is followed by a LFO three-turn for the lady turned on count two of the next measure (her Step 15), while he skates a LFO (Step 15a), cross behind RFI (Step 15b); concluding with a two-beat outside edge for both (Step 16 — a LFO for the man and a RBO for the lady).

“The Ina Bauer” — Steps 17 to 21

The man commences with a cross roll onto a RFO (Step 17a) and on count two skates a cross behind LFI into an “Ina Bauer” for two counts. The lady skates a back cross roll LBO turning a three-turn on count two, joining the man in Kilian hold to match the “Ina Bauer” (both with body weight on the LFI and the right foot in reverse position on a RBI) followed by a fast three-turn on the count of “and” (without lifting the right foot off the ice). On count one, both skate a two-beat cross in front RBI (Step 18), followed by a very fast LBI (stepped wide by both) on the “and” between counts two and three. The section concludes (on Step 19) when the man skates a RBO for four counts while the lady steps onto a RBO and immediately turns a back twizzle of one revolution on count four, then holds the edge for two beats, extending her leg to match the man. Both conclude with a progressive/run, on beats three and four (Step 20 — LFO, and Step 21 — RFI)

“The Layover /Layback” — Steps 22 and 23

This section begins in Kilian hold with a LFO (Step 22) for both skaters on count one. Step 23 commences on count two, then the lady skates a RFI rocker on count three and briefly tucks her leg, holding the back edge for count four and assuming a “layback” position on count one of the next measure. The man skates his RFI change of edge at the same time as the lady skates her rocker on count three, changing to outside hold.

Continuing on his right foot, on count one the man assumes a “layover” position, skating on his RFO with his free leg extended backwards while supporting the lady in her “layback” position (on her RBI) with her left leg extended to parallel the line of the man’s free leg. Their body positions should also be parallel and they should be as horizontal to the ice as possible. These positions are held for two beats and are completed when they rise up to execute matching double three-turns on counts three and four. During the three-turns, the man moves his partner from his right side to his left side in preparation for the next step.

“The Concluding Section” — Steps 24 to 26

The dance is concluded by the man skating Step 24 as cross roll LFO three-turn (outside hold) on count two, while the lady skates her LBI (Step 24) followed by the couple skating a RBO in Kilian position (Step 25) on count three. On count four, the lady skates a cross cut LBI (Step 26a) while the man commences his Step 26 with a cross cut. The lady then skates her Step 26b with a RBO swing roll as they mirror each other in reverse Foxtrot hold in preparation for the restart of the dance while the man matches her leg swing.

Definitions:

Attitude: The free leg is bent at a 90-degree angle and brought up, out and behind.

Behind Cross-Foot Three: A three-turn skated with the free foot crossed in behind the skating foot instead of at the heel.

Coupée: The free foot is held up in contact with the skating leg from an open hip position so that the free foot is at right angles to the skating foot.

Cross Cuts: Similar to cross roll as free leg crosses skating leg above the knee but skated wide onto same (not contrasting) curve.

Fan Leg Kick: The free leg swings in an arc (45-degree angle) to the skating leg at hip height or higher.

Ina Bauer: A movement on two feet in which the weight is on the front foot with the back foot extended in the opposite direction but behind the tracing of the leading (front) foot.

Tuck: The free foot is held up in contact with the skating leg from a closed hip position (just below the knee).


INVENTOR: Roy Bradshaw, Sue Bradshaw, Mark Bradshaw, and Julie MacDonald

FIRST PERFORMED: Vancouver, Canada, March 2001

MIDNIGHT BLUES — STEP CHART

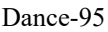
Hold	Step No.	Man's Step	Number of beats of music			Lady's Step
Open	1	RFO		1		LFI
	2	LFI		1		RFO
	3a	RFO/ RFO XFt3	1 ½ + ½		½+½	LFI XFt3
	3b				½+½	RFO XFt3
“Kilian” both man's hands on lady's hips	4a	XB-LBO ‘fan’ leg kick to back coupé on ct 3	3		3+1	XB-LBOI ‘fan’ leg kick to back coupé on ct 3
	4b	RFI (on ct 4)	1			change on ct 4
Closed	5	LFO		1		RBO
	6	RFI-Pr		1		LBI-Pr
Outside/Closed	7	LFOI3		2+1+3		RBOI3
	8	XF-RBI		1		LFI-Pr
Kilian	9a	Wd-LBI	1		1+2	Wd-RFI (on count 1)/
	9b	RBO concluded with leg tuck	2			RFI3 followed by leg tuck
Closed	10	XF-LBI		1		LFO
	11a	RBO3/	1+1		1	RFI-Pr
	11b	-front coupé- RFI Br/RBO	+5		1+1	front coupé LFO3
Closed at ch of edge to Outside hand-to hand with arms extended	11c	-coupé behind -extension for RBOI/ RBI-Rk (between 2 & 3)	+2 “and”		1+3 +2 “and”	RBO3/ RFIO/ RFO-Rk (between 2 & 3)
Reverse Outside Hand-to hand with arms extended	12	LFO3	1+1		1+1 “and”	XF-LBI Twl RBO
	13a	RBO	2		4	LFO
Open	13b	LFO	2			
Closed	14	CR-RFOSw3	1+3		4	CR-RFO SwR
	15a	LFO	1		1+1	LFO3
	15b	XB-RFI	1			
	16	LFO		2		RBO
	17a	CR-RFO	1		1+1 +2 “and”	CR-LBO3/ LFI InBa /LFI3 (between counts 4 & 1)
Kilian	17b	XB-LFI InBa /LFI3 (between counts 4 & 1)	1+2 “and”			
	18	XF-RBI Wd-LBI (between 2 & 3)		2 “and”		XF-RBI Wd-LBI (between 2 & 3)
	19	RBO	4		1+3	RBO Twl/RBO
	20	LFO		1		LFO
	21	RFI-Pr		1		RFI-Pr
	22	LFO		1		LFO
Outside	23	RFI/RFO With layover on count 1 /RFO3/RBI3		1+2 +2 +1+1		RFI-Rk/RBI With layback on count 1/ RBI3/RFO3
	24	CR LFO3	1+1		2	LBI
Kilian	25	RBO		1		RBO
Open	26a	X-Cut LBI	5		1	X-Cut LBI
	26b	SwR			4	RBO SwR

MIDNIGHT BLUES-MAN — SET PATTERN DANCE



© ISU

MIDNIGHT BLUES-LADY — SET PATTERN DANCE



RAVENSBURGER WALTZ

MUSIC RHYTHM:	Waltz 3/4
TEMPO:	66 three-beat measures per minute; 198 beats per minute
ISU MUSIC	
INTRODUCTION:	48 beats, 14.6 seconds
PATTERN-TIMING:	1 = :29; 2 = :58; 3 = 1:27; 4 = 1:56
DURATION:	Test 2 = :58 Competition 2 = :58 Adult Competition 2 = :58
SKATER'S	
CHOICE TIMING:	See Skater's Choice Pattern Dance Timing Chart on the Members Only site
PATTERN:	Optional
TEST:	International
SOLO TEST:	<u>All skaters test lady's steps</u>

The Ravensburger Waltz should be skated with the character of a Viennese Waltz. A strong waltz feeling is achieved by a continuous, lilting knee action accenting counts one and four, and by stressing the "2 + 1" count of many of the steps.

The dance begins with Steps 1 to 3 of six beats each, in which the man and the lady alternately execute inside three-turns on count three with the free leg being lifted, while the partner skates a six-beat swing roll. These turns are known as "Ravensburger-type" three-turns. These steps are skated in open hold for the first two beats, but in closed hold after the turn for the swing roll during beats four, five and six. On Step 4, the lady turns a forward inside twizzle of one revolution under the man's left arm on count two, followed by a fast mohawk turn onto the LBI (Step 5) for count three. The partners retain closed hold during the chassé and six-beat swing roll that follow as Steps 5 to 8.

The lady's Steps 10 to 13b are also turned under the man's left arm with a transition into an open mohawk to change to Kilian hold on Step 13b. The lady may move her right hand as she wishes during Steps 17 and 18. A change of edge at the end of Step 18 is skated by both partners.

Steps 20 to 27 are skated in Kilian hold, interrupted on Step 22 by the lady skating a twizzle of one revolution under the man's left arm on the "and" at the end of count two, followed by a RFI on count three. Steps 24 to 25 and 26 to 27 constitute a chassé and a progressive, followed by a LFI three-turn for the lady that is turned under the man's left arm into a closed hold on Step 28.

The lady's one-rotation back outside twizzle on Step 30 followed by a step forward is turned under the man's left arm while he turns a three on count three of the measure. This leads to a chassé for both partners in open hold. Steps 32 to 36 are skated in open hold. The lady's swing rocker on Step 36 is similar to that in the Rocker Foxtrot. Steps 38 to 41 are skated in closed hold.

During the lady's closed choctaw on Steps 37 and 38, a change from open to closed hold occurs. Step 39 for the man is a two-beat three-turn, and Step 40 for the lady is a quick one-beat three-turn in closed position. These constitute the "walk-around" threes with the fast timing for the lady matching the syncopation of the music.

INVENTORS: Angelika and Erich Buck and Betty Callaway

FIRST PERFORMED: West German Figure Skating Championships, Krefeld, 1973

RAVENSBURGER WALTZ — STEP CHART

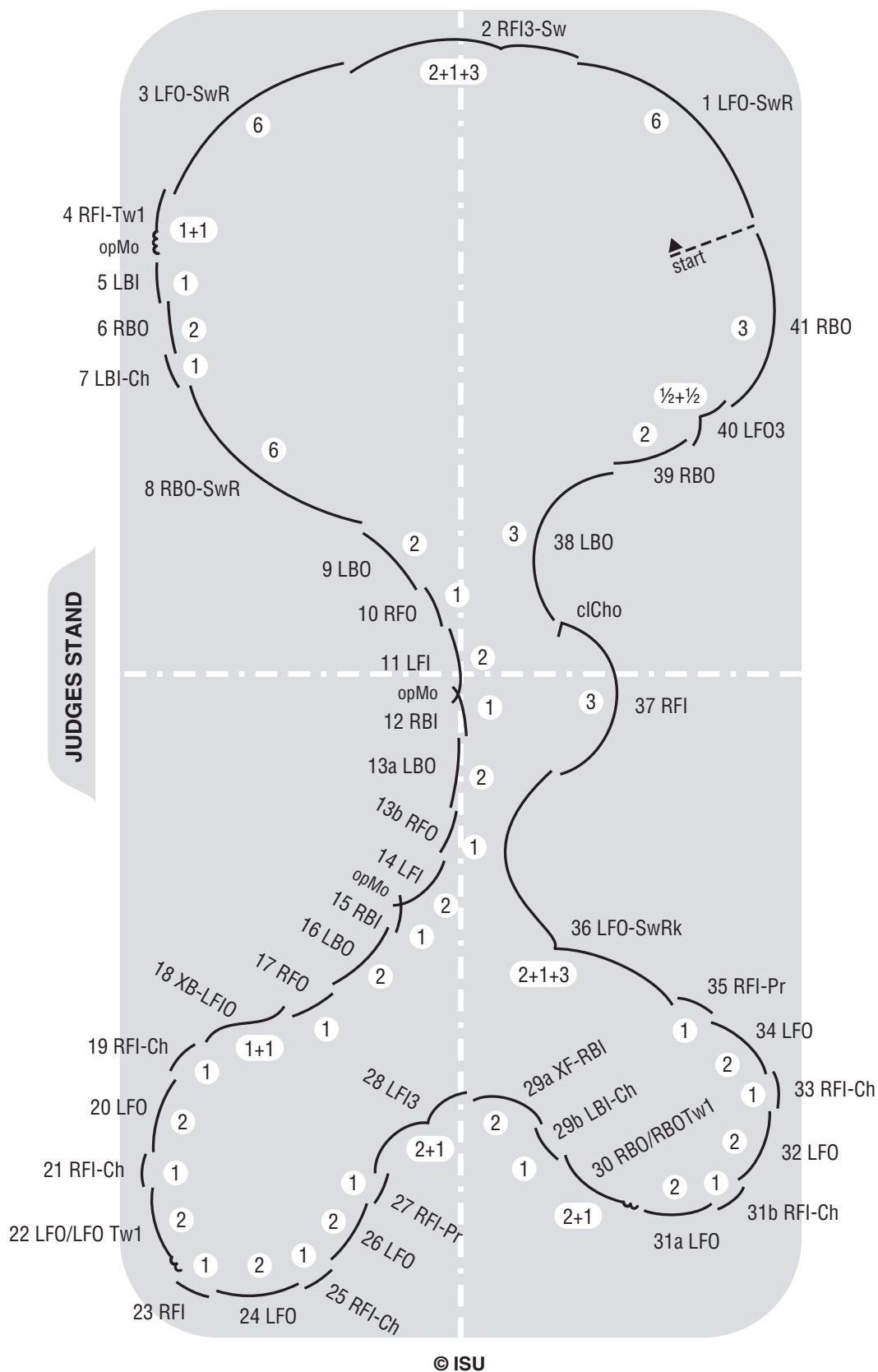
Hold	Step No.	Man's Step	Number of beats of music			Lady's Step
Closed	1	RFI3 Sw	2+1+3		6	LFO-SwR
	2	LFO-SwR	6		2+1+3	RFI3 Sw
	3	RFI3 Sw	2+1+3		6	LFO-SwR
	4	LFO	2		1+1 “and”	RFI-Tw 1 /RFI OpMo (between 2 & 3)
	5	RFI-Ch		1		LBI (exit Mo)
	6	LFO		2		RBO
	7	RFI-Ch		1		LBI-Ch
	8	LFO-SwR		6		RBO-SwR
	9	RFO		2		LBO
	10	LFI-Ch		1		RFO
	11	RFO		2		LFI OpMo
	12	LFI-Ch		1		RBI
	13a	RFO	3		2	LBO
Kilian	13b				1	RFO
	14	LFI OpMo		2		LFI OpMo
	15	RBI		1		RBI
	16	LBO free leg behind		2		LBO free leg behind
	17	RFO		1		RFO
	18	XB-LFIO		1+1		XB-LFIO
	19	RFI-Ch		1		RFI-Ch
	20	LFO		2		LFO
	21	RFI-Ch		1		RFI-Ch
	22	LFO	2		2 “and”	LFO /LFOTw 1 (between 2 & 3)
	23	RFI-Ch		1		RFI
	24	LFO		2		LFO
	25	RFI-Ch		1		RFI-Ch
	26	LFO		2		LFO
	27	RFI-Pr		1		RFI-Pr
Closed	28	LFI	3		2+1	LFI3
	29a	RFO	3		2	XF-RBI
	29b				1	LBI-Ch
	30	LFO3		2+1		RBO /RBOtw 1
	31a	RBO	3		2	LFO
	31b				1	RFI-Ch
Open	32	LFO		2		LFO
	33	RFI-Ch		1		RFI-Ch
	34	LFO		2		LFO
	35	RFI-Pr		1		RFI-Pr
	36a	LFO	3		2+1 +3	LFO-sw Rk (turned on count 3, leg swing on count 4)
Closed	36b	RFO	3			
Open	37	LFO		3		RFI CICho
Closed	38	RFO		3		LBO
	39	LFO3	1+1		2	RBO
	40	RBO	1		½+½	LFO3
	41	LFO		3		RBO

RAVENSBURGER WALTZ-MAN — OPTIONAL PATTERN DANCE



© ISU

RAVENSBURGER WALTZ-LADY — OPTIONAL PATTERN DANCE



RHUMBA

MUSIC RHYTHM:	Rhumba 4/4
TEMPO:	44 two-beat measures per minute; 176 beats per minute
ISU MUSIC INTRODUCTION:	32 beats, 10.9 seconds
PATTERN-TIMING:	1 = :15; 2 = :30; 3 = :45; 4 = 1:00
DURATION:	Test 3 = :45 Competition 4 = 1:00 Adult Competition 3 = :45
SKATER'S CHOICE TIMING:	See Skater's Choice Pattern Dance Timing Chart on the Members Only site
PATTERN:	Optional
TEST:	International

The Rhumba is a lively but soft and subtle dance that must be skated with hidden power and control.

The Rhumba is skated in Kilian hold throughout with both partners executing the same steps. The dance starts with a chassé followed by a double change of edge on Step 3. The left forward outside edge is held for two beats while the free foot is brought to the side of the skating foot followed by a lift and a pronounced outward movement on beat three coinciding with a rise of the skating knee as the edge is changed to inside and then back to outside. Step 4, which is crossed in front, is followed by a bold outside edge on Step 5.

Step 6 is a cross roll, and Step 7 is a cross behind. The right foot is then extended wide (the man's right leg passes over his partner's left) for Step 8. Step 9 is placed at the side of the right foot, and then Step 10 is crossed behind. Steps 10 to 14 are held for four beats each with each step commencing on the third beat of the measure. A further wide step is made on Step 11 with the lady crossing her leg in front of the man's and, on this edge, the man takes the lead. Step 12 is a wide-stepped crossed in front open choctaw immediately followed by a back wide-stepped crossed behind closed choctaw on Step 13. On the latter the left foot is drawn back and placed inside the circle. The free leg must be well controlled after the turn so that it moves forward immediately to ensure that the second choctaw is a choctaw and not a mere step forward. Care must be taken to ensure that a full four-beat edge is skated after both choctaws.

In order to facilitate the simultaneous three-turns on Step 14, the lady must move slightly ahead of her partner. The free leg swings in front before the turn. The free leg position after the turn is optional. Step 15 is a cross roll, and Step 16 is crossed in front in order to facilitate stepping forward to restart the dance.

Care must be taken to preserve the smoothness of the Rhumba and to prevent the dance from becoming excessively bouncy or jerky. The tendency to jump Steps 8 and 11 must be avoided. If these steps and the choctaws are not stepped wide enough, the dance loses much of its strength.

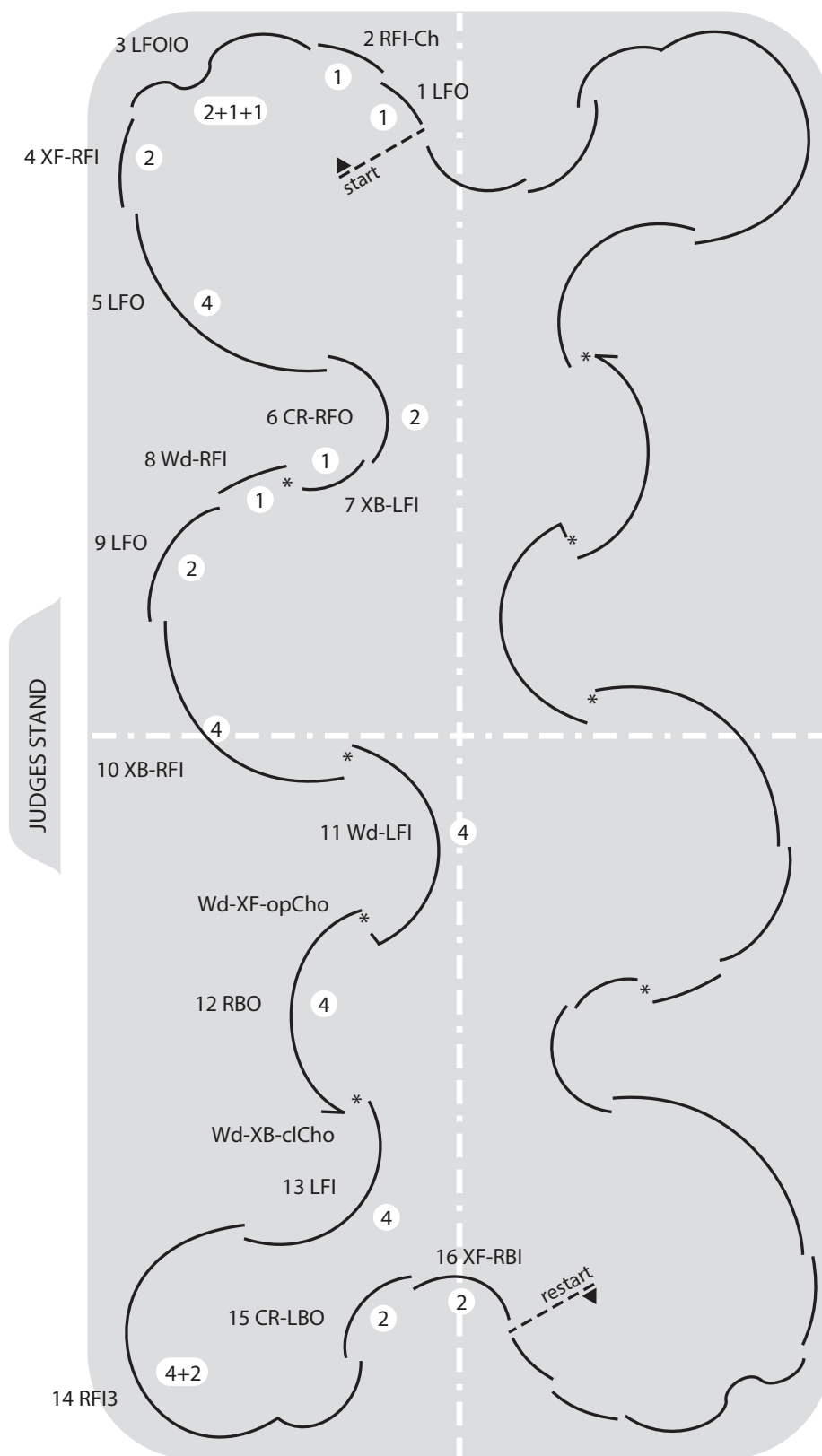
INVENTOR: Walter Gregory

FIRST PERFORMED: Westminster Ice Rink, London, England, 1938

RHUMBA — STEP CHART

Hold	Step No.	Step (same for both)	Number of beats of music
Kilian	1	LFO	1
	2	RFI-Ch	1
	3	LFOIO	2+1+1
	4	XF-RFI	2
	5	LFO	4
	6	CR-RFO	2
	7	XB-LFI	1
	8	Wd-RFI	1
	9	LFO	2
	10	XB-RFI	4
	11	Wd-LFI Wd-XF Op Cho	4
	12	RBO Wd-XB-CI Cho	4
	13	LFI	4
	14	RFI3	4+2
	15	CR-LBO	2
	16	XF-RBI	2

RHUMBA — OPTIONAL PATTERN DANCE



© ISU

SILVER SAMBA

MUSIC RHYTHM: Samba 2/4
TEMPO: 54 two-beat measures per minute; 108 beats per minute

ISU MUSIC
INTRODUCTION: 32 beats, 17.8 seconds

PATTERN-TIMING: 1 = :30; 2 = :59; 3 = 1:29; 4 = 1:58

DURATION: Test 2 = :59
Competition 2 = :59
Adult Competition 2 = :59

SKATER'S
CHOICE TIMING: See Skater's Choice Pattern Dance Timing Chart on the Members Only site

PATTERN: Optional

TEST: International

The dance begins with the partners in Kilian hold as they skate two run sequences. Steps 4 and 8, after each run sequence, are skated as a "quick cross-over slip RFI." This is a movement in which the right free foot during the third step (LFO) of the run is held at full extension, and as it takes the ice for Steps 4 and 8 (RFI cross), the left foot on becoming the free foot is quickly slipped behind and sideways across the tracing just clear of the ice, becoming fully extended and pointing downward to accentuate the rhythm.

The lady then skates an open swing three-turn into closed hold, with a brief lift of the free leg after the turn (Step 9) while the man skates a slide chassé with the free foot passing forward (Steps 9 a and 9 b). Then the partners dance a series of chassés in the character of the Samba (Steps 10 to 17) on a curved pattern. Steps 12 and 13 and 16 and 17 are skated as slide chassés with the man slipping his left free leg turned out and forward while the lady matches by extending her right free leg backward.

On Step 18 the partners skate a two-beat deep inside swing roll (man LFI, lady RBI). Then they skate a series of chassés away from the center of the rink toward the barrier on an evenly curved pattern (Steps 19 to 22). Step 23 is a two-beat swing.

After both partners skate a chassé (Steps 24 and 25), the man skates a three-turn into Kilian hold (Step 26), while the lady skates a RBO followed by a LBI cross in front to join the man in skating a RBO for three beats (Step 27). The timing of the man's three (his Step 26) is unusual in that he steps on count four and turns on count one of the measure.

Both partners then skate a cross roll LBO (Step 28) and, on Step 29, a cross-in-front right back inside and change of edge to outside with a triple swing of the free leg (forward, back, forward to coincide with the music). The rest of the dance is skated in Kilian hold, and after Steps 30 and 31 the remaining steps consist of four step-chassé-step sequences (the so-called "inside chassés" as the second and third step of each are inside edges — Steps 33 and 34, 36 and 37, 39 and 40, and 42 and 43a), five slip/slide steps, and two inside edges with the free leg held behind, crossing the tracing. The timing of the slip steps is one, one, half, half, one (although for this last slip step — Step 47 — the foot remains on the ice for half a beat, before the half-beat leg lift). A tuck action of the foot is required on the two inside edges Steps 48 and 49.

Individual interpretation by couples to add Samba character is permitted provided that the integrity of steps, free leg positions and holds is maintained.

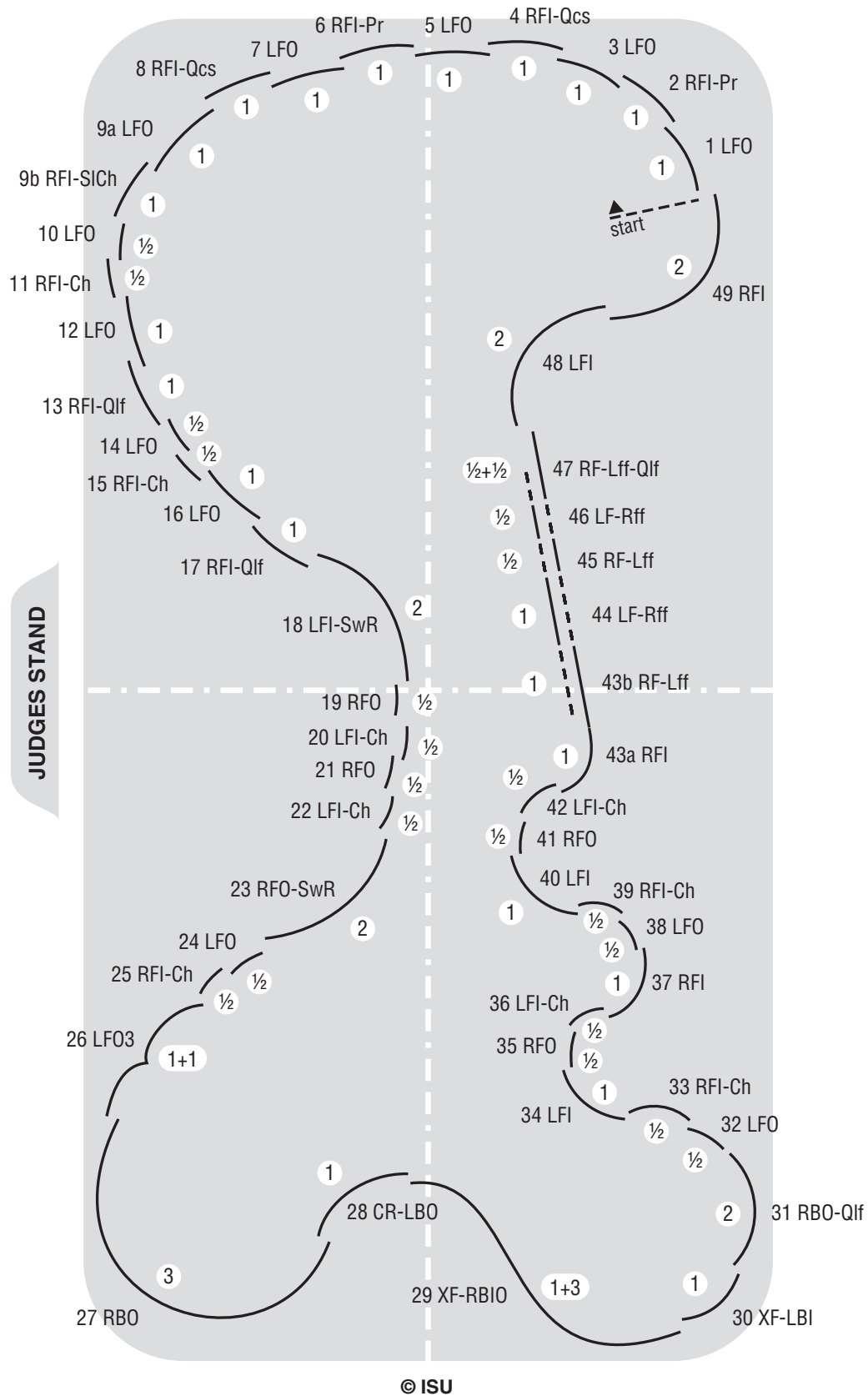
INVENTORS: Courtney J.L. Jones and Peri V. Horne

FIRST PERFORMANCE: Queen's Ice Rink, London, England, 1963

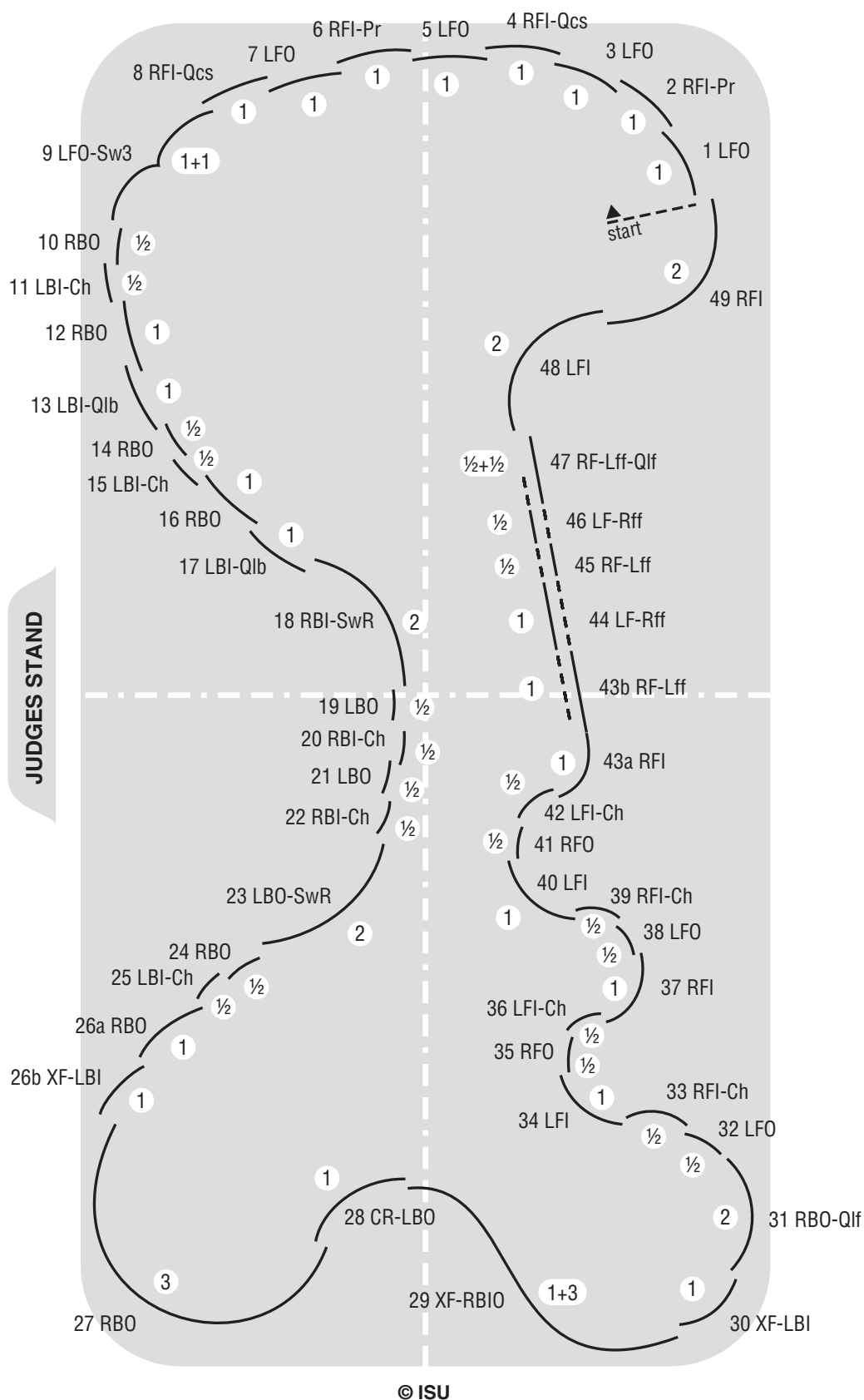
SILVER SAMBA — STEP CHART

Hold	Step No.	Man's Step	Number of beats of music			Lady's Step
Kilian	1	LFO		1		LFO
	2	RFI-Pr		1		RFI-Pr
	3	LFO		1		LFO
	4	RFI-Qcs		1		RFI-Qcs
	5	LFO		1		LFO
	6	RFI-Pr		1		RFI-Pr
	7	LFO		1		LFO
	8	RFI-Qcs		1		RFI-Qcs
	9a	LFO	1		1+1	LFOSw3
Closed	9b	RFI-Sl Ch	1			
	10	LFO		½		RBO
	11	RFI-Ch		½		LBI-Ch
	12	LFO		1		RBO
	13	RFI-Qlf		1		LBI-Qlb
	14	LFO		½		RBO
	15	RFI-Ch		½		LBI-Ch
	16	LFO		1		RBO
	17	RFI-Qlf		1		LBI-Qlb
	18	LFI-SwR		2		RBI-SwR
	19	RFO		½		LBO
	20	LFI-Ch		½		RBI-Ch
	21	RFO		½		LBO
	22	LFI-Ch		½		RBI-Ch
	23	RFO-SwR		2		LBO-SwR
	24	LFO		½		RBO
	25	RFI-Ch		½		LBI-Ch
	26a	LFO3	1+1		1	RBO
	26b				1	XF-LBI
Kilian	27	RBO		3		RBO
	28	CR-LBO		1		CR-LBO
	29	XF-RBIO (swing free leg forward-back-forward)		1+3		XF-RBIO (swing free leg forward-back-forward)
	30	XF-LBI		1		XF-LBI
	31	RBO-Qlf		2		RBO-Qlf
	32	LFO		½		LFO
	33	RFI-Ch		½		RFI-Ch
	34	LFI		1		LFI
	35	RFO		½		RFO
	36	LFI-Ch		½		LFI-Ch
	37	RFI		1		RFI
	38	LFO		½		LFO
	39	RFI-Ch		½		RFI-Ch
Kilian	40	LFI		1		LFI
	41	RFO		½		RFO
	42	LFI-Ch		½		LFI-Ch
	43a	RFI		1		RFI
	43b	RF-Lff		1		RF-Lff
	44	LF-Rff		1		LF-Rff
	45	RF-Lff		½		RF-Lff
	46	LF-Rff		½		LF-Rff
	47	RF-Lff Qlf at end		½ +½		RF-Lff Qlf at end
	48	LFI		2		LFI
	49	RFI		2		RFI

SILVER SAMBA-MAN — OPTIONAL PATTERN DANCE



SILVER SAMBA-LADY — OPTIONAL PATTERN DANCE



© ISU

TANGO ROMANTICA

MUSIC RHYTHM:	Tango 4/4
TEMPO:	28 four-beat measures per minute; 112 beats per minute
ISU MUSIC	
INTRODUCTION:	32 beats, 17.1 seconds
PATTERN-TIMING:	1 = :52; 2 = 1:43; 3 = 2:35; 4 = 3:27
DURATION:	Test 2 = 1:43 Competition 2 = 1:43 Adult Competition 2 = 1:43
SKATER'S	
CHOICE TIMING:	See Skater's Choice Pattern Dance Timing Chart on the Members Only site
PATTERN:	Optional
TEST:	International

This a romantic dance which is skated in a soft, lyrical and sinuous manner with both a soft and strong character where appropriate; however, deep edges are necessary to convey its mood.

Steps 1 to 11 are skated in closed hold. The lady places her right hand on the man's left shoulder with their left arms extended. The introductory steps should finish with an open stroke to facilitate skating the first step of the dance that begins on the fourth beat of the measure. The man starts on a left forward outside edge with his right foot on the ice to the side; the lady starts on a right backward outside edge with her left foot on the ice to the side (both partners are on two feet during one beat). Both partners execute double three-turns with a side lift of the free leg for two beats (the "Helicopter"). Step 2 is crossed widely with both feet on the ice and the right knee bent. At the end of this step, the man skates a left forward inside edge and brings his feet together; the lady simply straightens her right knee on the first beat of the measure and brings her feet together.

On Step 5, the man executes a swing "twizzle-like" motion ("Tw 1" — his body turns one full, continuous rotation, but the skating foot does not technically execute a full turn), while his partner does a swing three completed with an open inside choctaw. During the swing, the man places his right hand on the lady's left hip on the first beat of the measure. She covers his hand with her left and they join their free hands overhead. They skate in this hold for one beat. The man's "twizzle-like" motion and the lady's choctaw are performed simultaneously on the "and" between counts two and three of the measure. On Step 7 the man skates a chassé while the lady skates an open mohawk, both on the "and" between counts four and one of the measure, followed by the one-beat LBI exit from her mohawk and his LFO.

During Step 8, the lady places her right hand on the man's right shoulder and places her left hand behind her back to clasp the man's right hand. Step 9 begins as a cross roll and finishes with a change of edge for both. At the end of this step, the lady performs an counterclockwise back inside twizzle of one rotation without releasing her left hand on "and" between counts two and three. On Step 10 the man's left hand is extended while the lady's right hand rests on his left shoulder with her left hand and his right hand joined on her left hip. The free legs cross on the first beat of the measure, and then on the second beat they close their free legs and take an outside hold. A progressive sequence leads to Step 14 when the man skates a closed mohawk and the lady skates a RFI three-turn in open hold.

The series of Steps 15 to 26 are skated very softly with bent knees and deep edges. Step 15 is skated in Reversed Kilian hold in syncopation with the rhythm of the music with the XF-LBI being held for two beats followed by a very short RBO on the "and" between beats four and one. Steps 16 to 19 are a series of cross steps skated in Kilian hold. Steps 20 to 22 are skated in Reversed Kilian hold and culminate in their matching crossed rocker turns. Steps 19 and 22 may be slightly wide stepped. Steps 23 to 25 are skated in Kilian hold. On Step 24 the partners execute a crossed inside three-turn together, then on Step 25 the man skates an open mohawk while his partner skates another inside three-turn, but not crossed this time.

Steps 26 and 27 are performed in closed hold on deeply bent knees. Step 28 is a four-beat cross roll of which the first two beats are performed in reversed outside hold. The lady takes the usual outside hold on the third beat (known as the "criss-cross" movement — the lady using the cross rolls to change side) and raises her right knee until the skate almost touches her left knee. At the same time, the man draws his free leg to his skating foot. The lady swings her right leg forward and crosses over the man's right leg on the fourth beat of the measure. On Step 29, she touches the ice with her right foot and the right knee bent, left leg extended, both blades on outside edges. At the same time the man skates a LBO and quickly extends his right leg to skate a wide RBI. There are several acceptable options in the manner in which the man performs this that are used for dramatic effect. Both partners skate close together on both feet for two beats. On the third beat, she turns a three-turn that places the partners in closed

hold. The man then turns a three on Step 30.

Steps 31 and 32 are skated in closed hold. These are followed by the rapid running Steps 33 and 34 in open hold. On Step 35, both partners skate LFO on the third beat of the measure, and then on the fourth beat, the lady turns a rocker (her Step 35a). While performing the rocker, the lady places her left hand on the man's right shoulder and her right hand and his left hand join on her right hip. His right hand is extended. The man strikes his Step 35b in closed hold and during his swing moves to the side of the lady for his swing closed choctaw. On the first beat of the next measure (second beat of her LBO), the lady extends her right leg forward, returning it to the skating leg on the second beat of the same measure (third beat of her edge). On the third beat of this measure the lady skates a RBI (her Step 35b) and swings her free leg back while the man lifts his free leg. On the fourth beat of the measure, the lady turns a three (her Step 35c), waving her right hand overhead while the man skates a swing closed choctaw.

On Step 36, the partners skate backward in open hold with the lady's right hand on the man's left shoulder. They then simultaneously swing their left arms, the lady swings her left leg as she turns her RBO3 and the man his right. On the fourth beat of the measure, the partners place their left hand on each other's right elbows, moving their free legs first to the side, and then the lady crosses behind and the man in front. Step 37 is a left forward inside closed choctaw for the lady and a change of edge for the man. Step 38 is crossed in front.

Steps 38 to 44 are a chassé and progressive sequence skated in Reversed Kilian hold. On Step 44, which commences on the first beat of the measure, the partners extend their right arms forward parallel, then the lady takes the man's right hand with her left going into open hold to skate a left forward inside closed choctaw.

During Step 45, the free legs are drawn to the skating legs on the second beat of the measure, and on the third beat the lady extends her free leg forward. The exit from her choctaw is concluded by a RBO twizzle of one revolution. The man skates a three-turn on Step 45b. During this step, the partners are in reverse outside hold.

Steps 46 to 49 are a chassé sequence skated in open hold. Step 49 commences as a cross roll, and then at its end there is a very quick change of edge. The lady then skates a three-turn to finish in closed hold ready to restart the dance. The dance concludes on beat three of the measure.

INVENTORS: Ljudmila Pakhomova, Aleksandr Gorshkov and E. Tschaikovskaja

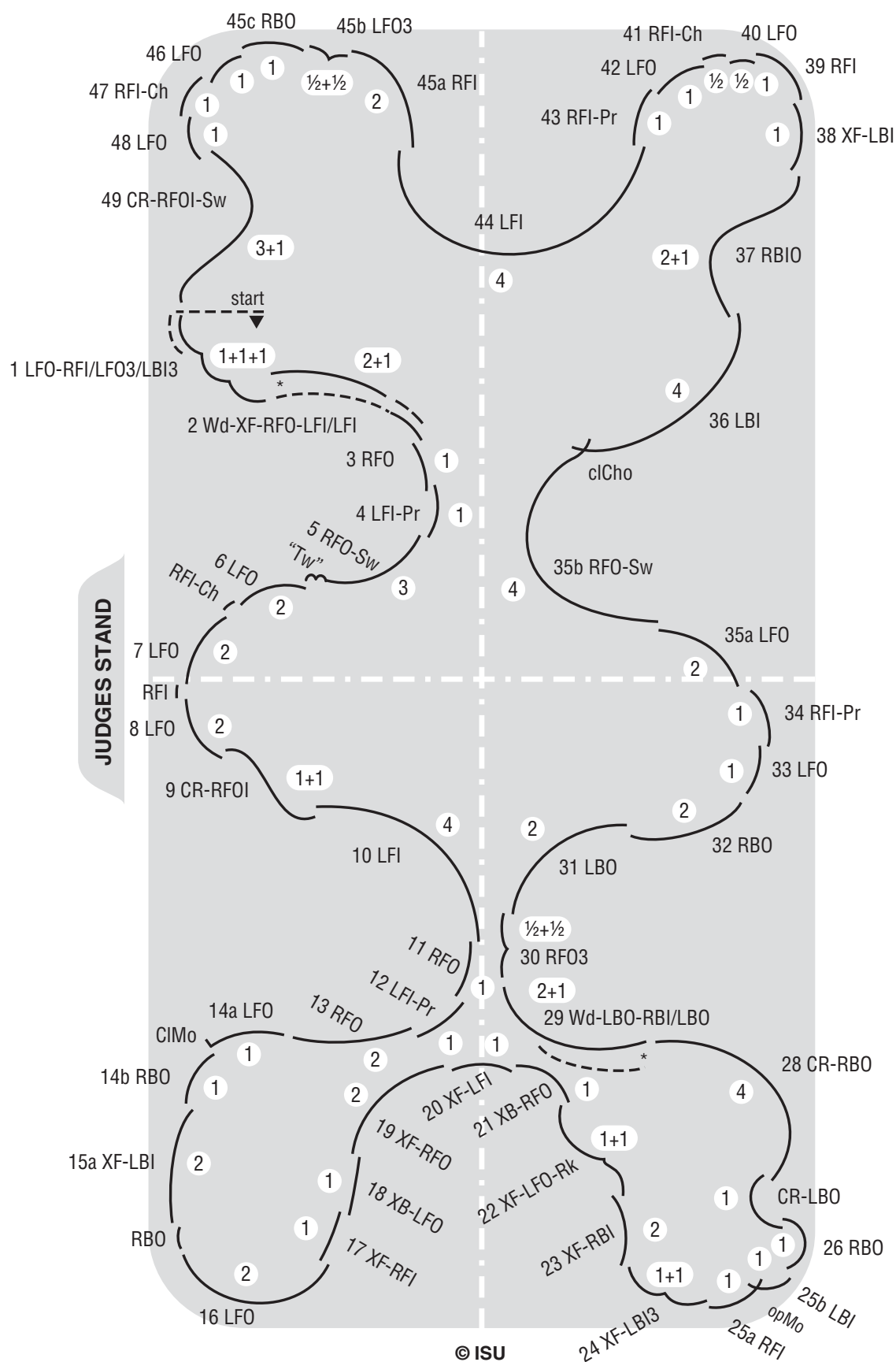
FIRST PERFORMED: Moscow, Russia, 1974

TANGO ROMANTICA — STEP CHART

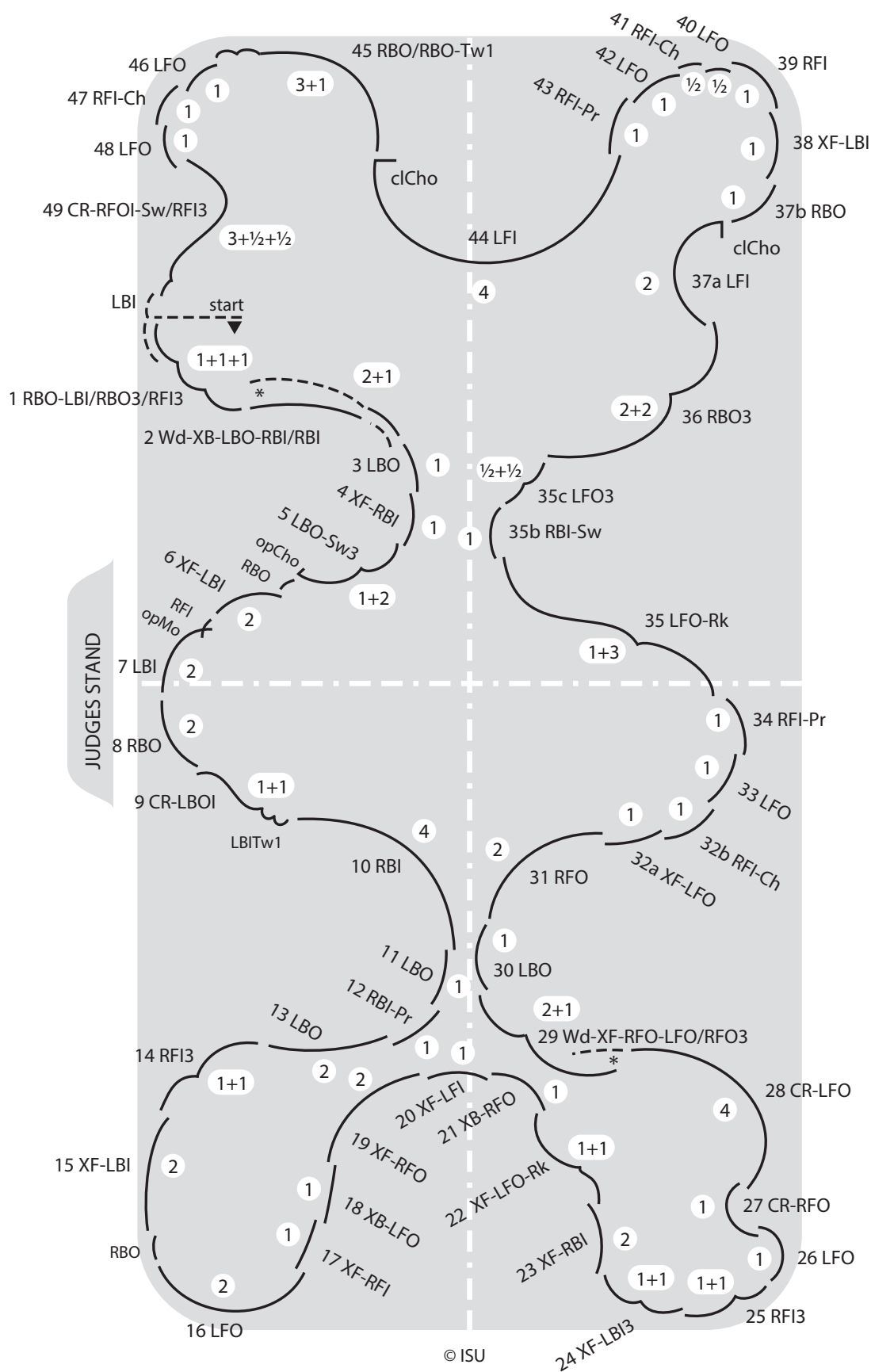
Hold	Step No.	Man's Step	Number of beats of music			Lady's Step
Closed	1	LFO-RFI foot to side /LFO3/LBI3	1+ (musical count 4) 1+1			RBO-LBI foot to side /RBO3/RFI3
	2	Wd-XF-RFO-LFI /LFI (feet together)		2 +1		Wd-XB-LBO-RBI /RBI (feet together)
	3	RFO		1		LBO
	4	LFI-Pr		1		XF-RBI
	5	RFO-Sw "Tw" between 2,3	3 "and"		1+2 "and"	LBO-Sw3 OpCho RBO between 2,3
	6	LFO		2		XF-LBI
	7	RFI-Ch between counts 4&1 /LFO /RFI between counts 2&3	2 "and"	"and"	2	RFI OpMo Between cts 4&1 /LBI (exit edge Mo)
	8	LFO		2		RBO
	9	CR-RFOI	1+1		1+1 "and"	CR-LBOI /LBI-Tw1 (between cts 2,3)
	10	LFI		4		RBI

Hold	Step No.	Man's Step	Number of beats of music			Lady's Step
Outside	11	RFO		1		LBO
	12	LFI-Pr		1		RBI-Pr
	13	RFO		2		LBO
	14a	LFO ClMo	1		1+1	RFI3
	14b	RBO	1			
Reversed Kilian	15	XF-LBI /RBO (between cts 2 & 3)		2 “and”		XF-LBI /RBO (between cts 2&3)
Kilian	16	LFO		2		LFO
	17	XF-RFI		1		XF-RFI
	18	XB-LFO		1		XB-LFO
	19	XF-RFO		2		XF-RFO
Reversed Kilian	20	XF-LFI		1		XF-LFI
	21	XB-RFO		1		XB-RFO
	22	XF-LFO-Rk		1+1		XF-LFO-Rk
Kilian	23	XF-RBI		2		XF-RBI
	24	XF-LBI3		1+1		XF-LBI3
	25a	RFI OpMo	1		1+1	RFI3
	25b	LBI	1			
Closed	26	RBO		1		LFO
	27	CR-LBO		1		CR-RFO
Reverse Outside to Outside	28	CR-RBO		4		CR-LFO
	29	Wd-LBO-RBI /LBO		2 +1		Wd-XF-RFO-LFO /RFO3
Closed	30	RFO3	$\frac{1}{2}+\frac{1}{2}$		1	LBO
	31	LBO		2		RFO
	32a	RBO	2		1	XF-LFO
	32b				1	RFI-Ch
Open	33	LFO		1		LFO
	34	RFI-Pr		1		RFI-Pr
	35a	LFO	2		1+3	LFO-Rk
Closed	35b	RFO-Sw ClCho	4		1	RBI-Sw
	35c				$\frac{1}{2}+\frac{1}{2}$	LFO3
Open	36	LBI	4		2+2	RBO3
	37a	RBIO	2+1		2	LFI ClCho
	37b				1	RBO
Reversed Kilian	38	XF-LBI		1		XF-LBI
	39	RFI		1		RFI
	40	LFO		$\frac{1}{2}$		LFO
	41	RFI-Ch		$\frac{1}{2}$		RFI-Ch
	42	LFO		1		LFO
	43	RFI-Pr		1		RFI-Pr
	44	LFI		4		LFI ClCho
Closed	45a	RFI	2		3 +1	RBO
	45b	LFO3	$\frac{1}{2}+\frac{1}{2}$			/RBO-Twl
Outside	45c	RBO	1			
Open	46	LFO		1		LFO
	47	RFI-Ch		1		RFI-Ch
	48	LFO		1		LFO
	49	CR-RFOI-Sw	3+1		3+ $\frac{1}{2}+\frac{1}{2}$ “and”	CR-RFOI-Sw /RFI3 (on ct 3) /LBI (between cts 3 & 4)

TANGO ROMANTICA-MAN — OPTIONAL PATTERN DANCE



TANGO ROMANTICA-LADY — OPTIONAL PATTERN DANCE



© ISU

TEA-TIME FOXTROT

MUSIC RHYTHM:	Slow-Fox 4/4
TEMPO:	26 four-beat measures per minute; 108 beats per minute
ISU MUSIC	
INTRODUCTION:	32 beats, 17.8 seconds
PATTERN-TIMING:	1 = :58;
DURATION:	Test 1 = :58 Competition 1 = :58 Adult Competition 1 = :58
SKATER'S	
CHOICE TIMING:	See Skater's Choice Pattern Dance Timing Chart on the Members Only site
PATTERN:	Optional
TEST:	International

The Tea-Time Foxtrot is an extremely smooth, progressive dance characterized by long, continuous flowing movements across the ice. The rise and fall action should be present in up and down knee actions, as well as continuity of the steps, so that if there is a full cup of tea on the head of a dancing lady, no drop would be spilled.

Essential to a comfortable and effective Tea-Time Foxtrot is a dance frame, correct posture, connection, and foxtrot timing. The body should be held erect without either partner leaning toward the other. While in closed hold, partners should maintain light contact in the diaphragm area. But posture is not just how you hold your own body, but also how you connect with your partner. The man should present the lady, and the dance holds should be very elegant throughout the whole dance.

Steps are mostly choreographed in the typical foxtrot timing of "slow-quick-quick, slow-quick-quick," using all dance holds, without any break of hold, even during the twizzles.

This dance should be performed easily, smoothly and effortlessly, as if the dancers were having a relaxing tea-time break during a long day of work.

Opening Section

The opening section starts in Foxtrot hold with the right forward inside three-turn (RFI3-RBO) by both partners. The man turns under the lady's right arm on count 2 and then continuously both partners should change hands behind the lady's back to Kilian hold. They both should hold RBO for three beats. On Step 2 they both execute LBO cross-roll followed by Step 3 RBI cross in front. At the same time they change Kilian hold to Foxtrot hold while entering parallel RBI double threes on count 2. Each half a turn of those double threes should be held for one beat.

"Toe-Pick-Hop" Section

Still maintaining Foxtrot hold (or variation of Foxtrot and Kilian hold), both partners execute double "toe-pick-hops" (Step 4) on count 1 and 2, finishing with a RFI two-beat Ina Bauer (Step 5) on count 3 and 4. During the first beat of the Ina Bauer, the man holds the lady with his left hand and puts his right hand on her right shoulder. The lady then puts her left hand on her partner's left hip. On the very end of their smooth inside Ina Bauer, the forward leg executes a "three-turn-like" motion, between beats 4 and 1 on count "and", which means that only the right foot turns from forward to backward while the left foot is still skating backward. During this movement, the man holds the lady's left hand with his left hand, so that she turns under his left arm. At the same time, partners switch their positions so that the lady appears in front of the man, while both of them are skating backward to Steps 6 and 7 (XF LBI and XF RBI (crossovers)) in open hold with the man's right hand on the lady's right shoulder (variation of Kilian hold).

Choctaw / Twizzle Section

Step 9 (XF (crossover) RBIO) finishes with the change of edge as the entry edge to the RBO-Wd Cho. The couple still maintains open hold (variation of Kilian hold). The RBO edge of the wide choctaw must be executed on count 1 and is held for three beats. Step 10 (LFI), exit from choctaw, must be held for one beat only. On count 1 of the next measure the lady changes hold to Foxtrot hold and then executes a double twizzle under his left arm (or they may choose a different hold/contact/touch), while the man holds RFI for two beats on count 1 and 2 (Step 11). The pattern in Tea-Time Foxtrot is optional and lady's twizzle on Step 11 may be performed parallel to the long board, around the corner, or parallel to the short board. It may result in crossing the long axis and the retrogression of the next steps is permitted within this section.

Slide to the Three-Turn (skidded) Section

On count 3,4,1,2, they both execute double progressive steps in combination of Kilian and Foxtrot or basic Foxtrot hold, skating into the long Step 15. On count 2, they change hold to Kilian hold with the man's right hand under the lady's right shoulder. Such hold is maintained during a RFIO change of edge until count 3. During the change of edge they perform a crossed slide, which is optional for the man. The crossed slide will then continuously come into the RFO three-turn (skidded) in the variation of the reverse Kilian hold, followed by a single RBI twizzle which they finish with a one-beat RBI by the man (followed by his backward crossover, Step 16/17) while the lady executes a three-beat RBI. They execute their single, simultaneous twizzles in a way that the man rotates under both lady's arms (or they may use a different hold/contact/touch). After the twizzles the partners should change hold to the variation of Kilian hold. Steps 16 and 17 are in open Kilian hold with man's right hand on lady's left shoulder.

Mirror-Switching Joyful Hops Section

This section starts on count 1 of a new measure with Step 17 (XF (crossover) RBI). On count 2, both partners need to switch their placements by executing crossed in front followed by little hops to the opposite side. The man travels from the lady's left hip side to her right hip side and back, holding her with his left hand on her left hip.

At the completion of Step 19, both partners finish on two feet to prepare and start Step 20. Step 20 is divided into two parts: starting with one foot on count 4. On count 1, the man executes a two-footed push to the LBI three-turn while holding the lady's hips. At the same time, the lady transfers her body weight on her left leg and executes a two-footed push to her LBI three-turn, which finishes in Kilian hold.

The couple starts their Step 21 in Kilian hold, with the lady a bit behind the man's right hip while performing their RFI three-turn. The man executes his RFI three-turn under the lady's left arm. After the three-turn, the lady holds the man in Kilian hold. Both free legs are in a front coupé position.

Step 22a and 22b is a LFO/RBO half-rotation jump for the man on count 1 and 2, while the lady stays on Step 22 RBO for two beats. After the man's jump, the couple is in the Foxtrot hold (or variation of Foxtrot and Kilian hold).

Steps 23 to 26 are a smooth and continuous chassé -progressive section in a very elegant Foxtrot hold, traveling to Step 27 which is a four beat cross-roll RFO swing-rocker for both partners and immediately followed by four crossed steps (Steps 28-31). The couple maintains in Foxtrot hold (or variation of Foxtrot and Kilian hold), using typical Foxtrot timing: "slow-quick-quick, slow-quick-quick". This section finishes with a two-beat swing to the side on Step 31.

The next lobe starts with Step 32 (LFO) followed by Step 33 (XB RFI), which is the entry to RFI Ina Bauer. The couple still maintains Foxtrot hold (or variation of Foxtrot and Kilian hold), with the lady a little bit in front the man's right hip, so that she will be able to start her Ina Bauer inside the circle. The movement continues with the "rocker-like-motion". During simultaneous Ina Bauer, a leading right foot executes a rocker, while the second foot stays on the ice until it brings back to the right foot and, at the very end of this movement, executes a crossed in front. Step 35 is a 'toe-pick-hop' on count 1 directly to the side, with the landing on the "and".

Three-Turn-Bracket Section

The corner section starts with Steps 37-39 in Kilian hold with a very rhythmic chassé and progressive three-turn-RBO close mohawk (Steps 40-41) sequence (holds change to Foxtrot hold or variation of Foxtrot and Kilian hold).

The section continues with the funny little hop used to change the lobe to the next one into a five beats RFO bracket (Step 44). On the first beat of the entry to the bracket, the couple should change hold to reverse Kilian hold with the lady's left hand on the man's right shoulder. Such hold is maintained during the long outside bracket section. On a very short Step 45, the couple changes the hold to Kilian held by the lady.

The next corner section starts with Step 46 (XF (crossover)-RBIO-Tw2). A change of edge is a one-beat entry to a double twizzle for the man, while the lady executes a brief touch-down with the left foot to perform a two-beat RBO attitude. The double twizzle by the man should be executed in a way that the first rotation is executed under the lady's left arm (or they may choose a different hold/contact/touch), followed by the second rotation with the lady's right hand around her partner's waist. The twizzle section finishes with the progressive steps in an open Kilian hold with the lady's right hand on the man's right shoulder, followed by a little hop and a three-turn by the man.

“Walk-Around-Three-Turn” Section

The section starts with Step 51 in Waltz hold, slightly offset to the left. Maintaining consistent posture and frame throughout is very important. The lady starts her first turn from a RFO cross-roll (Step 52) while the man executes his wide two-footed push on count 3 to change lobe and direction. The next series of walk-around-three-turns occurs alternately. The man begins by traveling backward on Step 54 (LBO) and starting on his RFO (Step 54a) for the walk-around threes with the feet of the partners offset. The man executes his last three-turn on Step 54a traveling around the lady while she maintains on a RBI for five beats, after her three-turn on Step 54.

The Dance finishes with both partners skating RBI in Kilian Hold.

Inventors: Sylwia Nowak-Trębacka, Natalia Kaliszek and Maksym Spodyriev

First performance: Oberstdorf, Germany, September 2016

TEA-TIME FOXTROT — STEP CHART

Hold	Step No.	Man's Step	Number of Beats of Music			Lady's Step
Foxtrot – Kilian	1	RFI3-RBO		1+3		RFI3-RBO
	2	CR-LBO		1		CR-LBO
Foxtrot, or variation of Foxtrot and Kilian hold	3	XF-RBI3-RFO3-RFO3		1+1+1		XF-RBI3-RFO3
	4	LToe Pick Hop LToe Pick Hop		1+1		LToe Pick Hop LToe Pick Hop
Open hold – lady's right hand on the man's right shoulder	5	RFI-InBa,,3”		2		RFI-InBa,,3”
Open hold – man's right hand on the lady's right shoulder	6	XF (crossover) LBI		1		XF (crossover) LBI
	7	XF (crossover) RBI		1		XF (crossover) RBI
	8	LBO		1		LBO
	9	XF (crossover) RBIO WdCho		1+3		XF (crossover) RBIO WdCho
	10	LFI		1		LFI
Foxtrot – lady's twizzle under man's left arm (or they may choose a different hold/contact/touch).	11	RFI		2		RFI Tw2
Foxtrot, or variation of Foxtrot and Kilian hold	12	LFO		1		LFO
	13	RFI Pr		1		RFI Pr
Kilian	14	LFO		1		LFO
Kilian – with man's right hand under lady's right shoulder. The crossed slide will continuously come into the “three-turn (skidded)” on one foot in variation of reverse Killian hold. On Tw1 man rotates under both lady's arms (or they may choose a different hold/contact/touch). After the Twizzle the partners should change hold to variation of Kilian hold.	15	RFI Pr - crossed slide (optional) - RFIO3 (skidded)-RBI Tw1-RBI	2+1+1 +1+1+1		2+1+1 +1+1+3	RFI Pr - crossed slide (optional) - RFIO3 (skidded)-RBI Tw1-RBI
	15a	LBO	1			
	15b	XF (crossover) RBI	1			

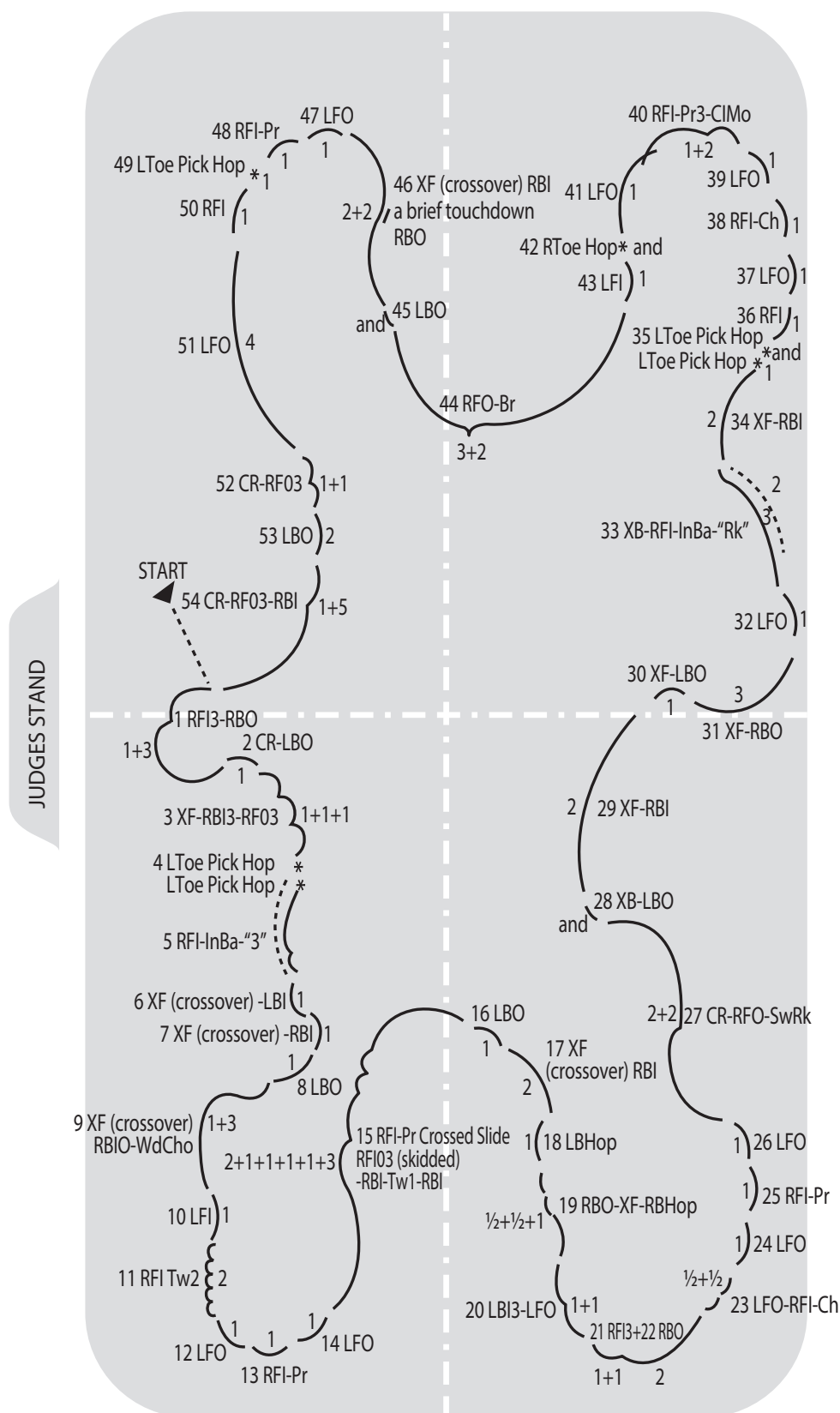
Hold	Step No.	Man's Step	Number of Beats of Music			Lady's Step
Kilian – with man's right hand on lady's left shoulder.	16	LBO		1		LBO
	17	XF (crossover) RBI	1		2	
The man travels from lady's left hip side to her right hip side and back, holding with left hand on her left hip	17a	LB (Flat)	1			
	18	RB Hop		1		LB Hop
	19	LBO-XF-LB Hop	1/2 + 1/2		1/2 + 1/2 + 1	RBO-XF- RB Hop
		a brief touchdown				
Change to Kilian on three-turn	20	LBI3-LFO	2+1		1+1	LBI3-LFO
After the three-turn, the lady holds the man in Kilian hold.	21	RFI3		1+1		RFI3
Jump finishes in Foxtrot, or variation of Foxtrot and Kilian hold	22				2	RBO
	22a	LFO (jump)	1			
	22b	RBO	1			
Foxtrot, or variation of Foxtrot and Kilian hold	23	LFO-RFI Ch		1/2 + 1/2		LFO-RFI Ch
	24	LFO		1		LFO
	25	RFI Pr		1		RFI Pr
	26	LFO		1		LFO
	27	Cr-RFO-SwRk		2+2		Cr-RFO-SwRk
	28	XB-LBO		and		XB-LBO
	29	XF-RBI		2		XF-RBI
	30	XF-LBO		1		XF-LBO
	31	XF-RBO Sw		3		XF-RBO Sw
	32	LFO		1		LFO
	33	XB-RFI-InBa-„Rk”		3		XB-RFI-InBa-„Rk”
	34	XF-RBI		2		XF-RBI
	35	LToe Pick Hop LToe Pick Hop		1 + and		LToe Pick Hop LToe Pick Hop
	36	RFI		1		RFI
Kilian	37	LFO		1		LFO
	38	RFI Ch		1		RFI Ch
	39	LFO		1		LFO
Foxtrot or variation of Foxtrot and Kilian hold	40	RFI-Pr3-CIMo		1+2		RFI-Pr3-CIMo
	41	LFO		2		LFO
	42	RToe Hop		and		RToe Hop
	43	LFI		1		LFI
Variation of Reverse Kilian with the lady's left hand on the man's left shoulder	44	RFO-Br		3+2		RFO-Br
Kilian hold by the lady	45	LBO		and		LBO

Hold	Step No.	Man's Step	Number of Beats of Music			Lady's Step
First rotation of the man is executed under the lady's left arm (or they may choose a different hold/contact/touch), followed by the second rotation with the lady's right hand around the man's waist.	46	XF (crossover)-RBIO-Tw2	1+1+2		2+2	XF (crossover) - RBI- a brief touchdown - RBO
The variation of Kilian with the lady's right hand on the man's right shoulder	47	LFO		1		LFO
	48	RFI Pr		1		RFI Pr
	49	LToe Pick Hop		1		LToe Pick Hop
	50	RFI		1		RFI
	51	LFO3-LBI	2+2		4	LFO
Closed	52	RBI	and		1+1	CR-RFO3 (Step No 52 Lady)
	52a	LBO	2			
Closed to Kilian	53	RFO3-LBI	1+1		2	LBO
Kilian	54	LBO	1		1+5	RFO3-RBI Step No 54 Lady)
	54a	RFO3-RBI	2+3			

TEA-TIME FOXTROT-MAN — OPTIONAL PATTERN DANCE



TEA-TIME FOXTROT-LADY — OPTIONAL PATTERN DANCE



YANKEE POLKA

MUSIC RHYTHM:	Polka 2/4
TEMPO:	60 two-beat measures per minute; 120 beats per minute
ISU MUSIC	
INTRODUCTION:	32 beats, 16.0 seconds
PATTERN-TIMING:	1 = :32; 2 = 1:04; 3 = 1:36; 4 = 2:08
DURATION:	Test 2 = 1:04 Competition 2 = 1:04 Adult Competition 2 = 1:04
SKATER'S	
CHOICE TIMING:	See Skater's Choice Pattern Dance Timing Chart on the Members Only site
PATTERN:	Optional
TEST:	International

Although the polka is a bouncy dance, the basic principle of stroking and effortless flow must be adhered to. The partners must remain close together to minimize the whipping action generated by the short precise steps and rapid turning movements.

Steps 1 and 2 are skated in open hold and constitute a chassé sequence skated almost in a straight line. Step 3 is an open inside three-turn skated by both partners on edges deep enough that they change sides with the man passing in front of the lady after the turn. The edges must not be so deep that the partners separate greatly, since Step 4 of the man adds to that separation before bringing the partners together again. A change of hold occurs during Steps 3 and 4 into a "high Kilian" hold in which the lady's left arm is extended across in front of the man's chest. The right hands are clasped and held sideways and upward. The man's right arm passes behind the lady to grasp her right hand extended sideways and upward. At least one pair of hands is held slightly above shoulder level with the elbows slightly bent. This hold is maintained to Step 12. The lady may be slightly in front of the man's right hip, rather than in tight side-by-side Kilian hold.

Step 6 is a two-beat swing for both partners and on count two the free legs are bent at the knee and raised past the horizontal. (Couples may touch the ice briefly with their toe-picks while executing the quick swing.) Care should be taken that Steps 7 to 12 are skated on very deep edges. Step 13 is a right backward outside three-turn for the man and a right forward inside open stroke for the lady, and on count two the free feet are raised beside the skating legs close to and just below the skating knee. As these steps are executed, the partners assume arm-in-arm hold with the man's right and the lady's left arms locked at the elbows. The free hands are held on the hips.

Step 16 is started on count three with a forward outside three-turn followed by a change of edge immediately after the turn on count four. Care should be taken that couples do not skate a rocker instead. The arm-in-arm hold must not be altered during these steps. Step 19 is performed with the same free leg action as on Step 6. Steps 22 and 23 form a cross behind closed toe to toe choctaw for both partners from a left forward inside edge. At the commencement of Step 23, the right foot is crossed behind. The free legs are extended in front during the concluding edge.

The next section (Steps 24 to 38) is skated in typical polka character, and the "closed" hold is really done in hand-to-hand manner with the arms of both partners extended to the side and their hands clasped. It starts with the lady backward and the man forward and then reverses after Steps 32 and 33. The "closed" dance hold is only broken for Steps 32 when the partners separate. Steps 26 and 27 are slightly wide stepped by both partners. Steps 28 to 31 are very short crossed behind steps that may be used as small power strokes to maintain the flow of the dance.

On Steps 31 and 37, the free legs are carried directly to the outside of the tracing and back.

Steps 32 and 33 (RFI3; LFO-Rk for the lady and LFI3; RFO3 for the man) are skated in opposite direction. Care should be taken that partners stay close together, "rolling on each other's backs," skating a nicely rounded lobe with clean footwork and no lunging.

It is preferable that the same hold be regained on beat two of Step 33 as the turns are skated. The very short step sequences before Steps 34, 35 and 36 are similar to those before Steps 28, 29 and 30. The holds for Step 13 and Step 38 are similar, except that the partners assume a semi-open hold upon completion of the man's turn. The man's left hand and lady's right hand are not clasped.

The hands are joined again as the lady skates her three-turn on Step 39, which places the partners in closed hold. The man's free leg on Step 39 and the lady's free leg on Step 40 are swung through to match the partner's free leg position after the three-turns. Steps 41 to 44 form a typical ballroom polka sequence. The partners skate clockwise while skating a basically counterclockwise curve. Steps 45 to 48 are wide-stepped chassés skated almost in a straight line, the bodies leaning to the same side as each wide step is skated. Steps 49 to 52 are similar to Steps 41 to 44. The wide-stepped chassés may be skated in either of two ways: (1) wide, closed, closed or (2) wide, closed, wide.

The character of the dance is achieved through the interesting use of one beat edges and very short steps skated on the "and" between counts. The very short steps throughout the dance are executed between the beats and not given a step number on the diagram, and on the chart the time value is indicated as "and."

INVENTORS: James Sladky, Judy Schwomeyer, and Ron Ludington

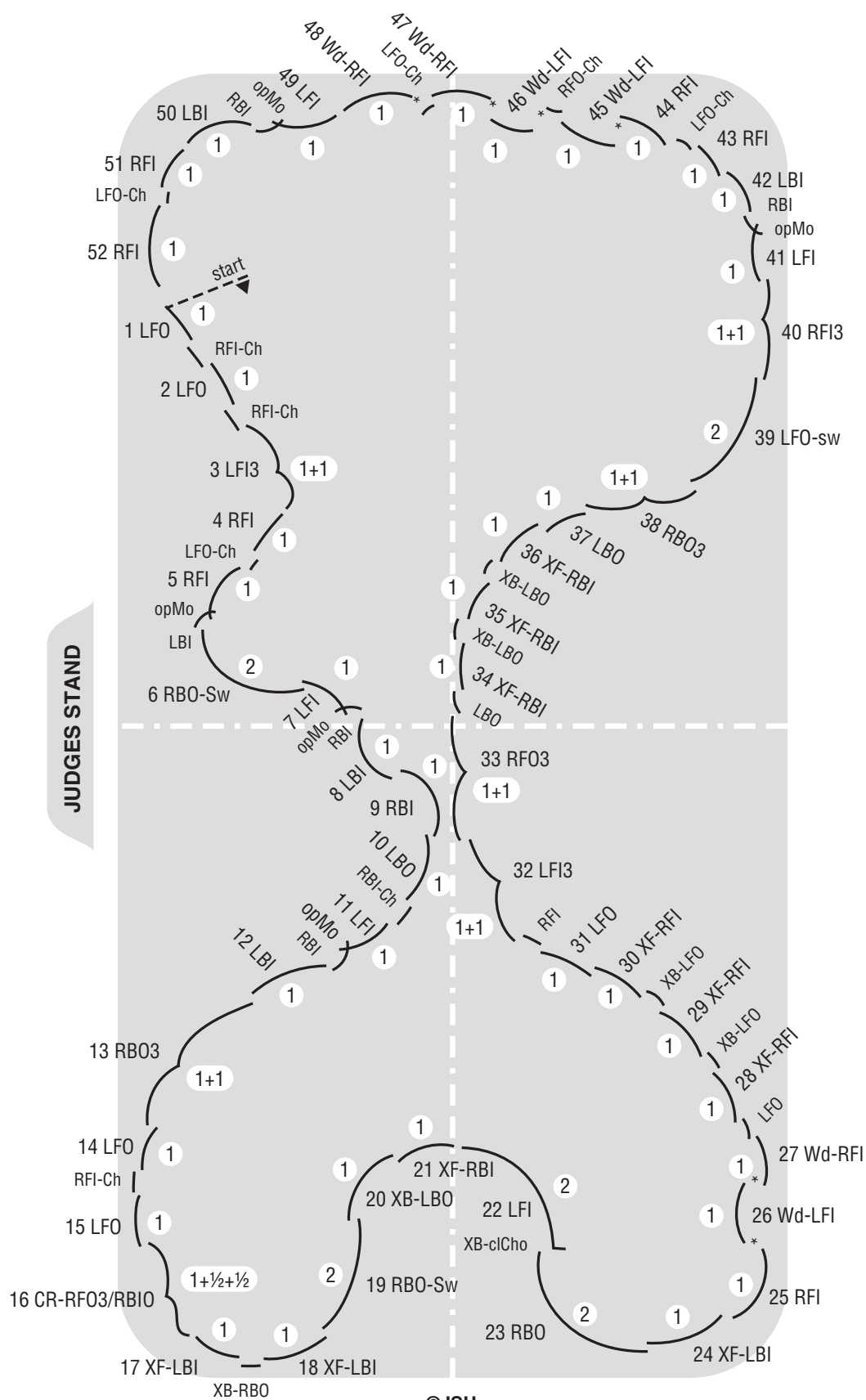
FIRST PERFORMED: Skating Club of Wilmington, Wilmington, Del., 1969

YANKEE POLKA — STEP CHART

Hold	Step No.	Man's Step	Number of beats of music			Lady's Step
Open	1	LFO RFI-Ch		1 "and"		RFI LFO-Ch
	2	LFO RFI-Ch		1 "and"		RFI LFO-Ch
High Kilian	3	LFI3		1+1		RFI3
	4	RFI LFO-Ch	1 "and"		1	LFI
	5	RFI OpMo LBI		1 "and"		RFI OpMo LBI
	6	RBO Sw		2		RBO-Sw
	7	LFI OpMo RBI		1 "and"		LFI OpMo RBI
	8	LBI		1		LBI
	9	RBI		1		RBI
	10	LBO RBI-Ch		1 "and"		LBO RBI-Ch
	11	LFI OpMo RBI		1 "and"		LFI OpMo RBI
	12	LBI		1		LBI
Arm-in-arm	13	RBO3 (see text)	1+1		2	RFI (see text)
	14	LFO RFI-Ch		1 "and"		LFO RFI-Ch
	15	LFO		1		LFO
	16	CR-RFO3 /RBIO		1+ ½+½		CR-RFO3 /RBIO
	17	XF-LBI XB-RBO		1 "and"		XF-LBI XB-RBO
	18	XF-LBI		1		XF-LBI
	19	RBO-Sw		2		RBO-Sw
	20	XB-LBO		1		XB-LBO
	21	XF-RBI		1		XF-RBI
	22	LFI XB-CICho		2		LFI XB-CICho
	23	RBO		2		RBO
"Closed" (Hand to hand)	24	XF-LBI	1		1 "and"	XF-LBI RBO-Ch
	25	RFI		1		LBI
	26	Wd-LFI		1		Wd-RBI
	27	Wd-RFI		1		Wd-LBI
	28	LFO XF-RFI		"and" 1		RBO XF-LBI

Hold	Step No.	Man's Step	Number of beats of music			Lady's Step
“Closed” (Hand to hand)	29	XB-LFO XF-RFI		“and” 1		XB-RBO XF-LBI
	30	XB-LFO XF-RFI		“and”1		XB-RBO XF-LBI
	31	LFO		1		RBO
Separate	32	RFI LFI3		“and” 1+1		LBI RFI3
“Closed” (Hand to hand)	33	RFO3 free leg extended in front		1+1		LFO-Rk free leg extended in front
	34	LBO XF-RBI		“and” 1		RFO XF-LFI
	35	XB-LBO XF-RBI		“and” 1		XB-RFI XF-LFI
	36	XB-LBO XF-RBI		“and” 1		XB-RFO XF-LFI
	37	LBO		1		RFO
Semi-Open	38	RBO3	1+1		“and” 2	LFI RFI
Closed	39	LFO-Sw	2		“and” 1+1	LFI RFI3
	40	RFI3	1+1		2	LFO-Sw
	41	LFI OpMo RBI		1 “and”		RFO LFO-Ch
	42	LBI		1		RFI
	43	RFI LFO-Ch		1 “and”		LFI OpMo RBI
	44	RFI		1		LBI
	45	Wd-LFI RFO-Ch		1 “and”		Wd-RBI LBO-Ch
	46	Wd-LFI		1		Wd-RBI
	47	Wd-RFI LFO-Ch		1 “and”		Wd-LBI RBO-Ch
	48	Wd-RFI		1		Wd-LBI
	49	LFI OpMo RBI		1 “and”		RFO LFO-Ch
	50	LBI		1		RFI
	51	RFI LFO-Ch		1 “and”		LFI OpMo RBI
	52	RFI		1		LBI

YANKEE POLKA-MAN — OPTIONAL PATTERN DANCE



© ISU

YANKEE POLKA-LADY — OPTIONAL PATTERN DANCE

